

Monolithic Digital IC

SANYO

No.2062B

LB1267

**2-Channel, High-Current,
Low-Saturation Driver Array**

Features and Functions

- 2-channel magnet driver
- High current (2.0A max.) and low saturation voltage (1.5V)
- On-chip spark killer diodes

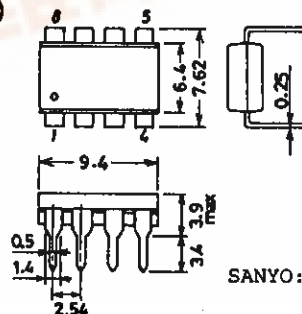
Absolute Maximum Ratings at Ta = 25°C

			unit
Maximum Supply Voltage	V _{CC} max	8.0	V
Output Supply Voltage	V _{OUT}	10.0	V
Input Supply Voltage	V _{IN}	12.0	V
Output Current	I _{OUT1}	ton ≤ 50ms, duty = 20%, solenoid drive stage (ch1)	1.0 A
	I _{OUT2}	ton ≤ 50ms, duty = 5%, motor drive stage (ch2)	2.5 A
Spark Killer Diode Forward Current	I _{FSM1}	t ≤ 5ms, duty = 5%, solenoid drive stage (ch1)	1.0 A
	I _{FSM2}	t ≤ 5ms, duty = 5%, motor drive stage (ch2)	2.5 A
V _{CC} Instantaneous Flow-Out Current	I _{CCP}	t ≤ 5ms, duty = 5%,	3.0 A
GND Pin Flow-Out Current	I _{GND}	t ≤ 5ms, duty = 20%,	3.0 A
Allowable Power Dissipation	P _d max	785	mW
Operating Temperature	T _{opr}	-20 to +75	°C
Storage Temperature	T _{stg}	-40 to +125	°C

Allowable Operating Range at Ta = 25°C

			unit
Supply Voltage	V _{CC}	3.0 to 7.0	V
Input 'H'-Level Voltage	V _{IH}	I _{OUT} = 300mA	3.0 to 11.0 V
Input 'L'-Level Voltage	V _{IL}	I _{OUT} ≤ 100µA	-0.3 to +0.7 V

Package Dimensions 3001B-D8IC
(unit : mm)



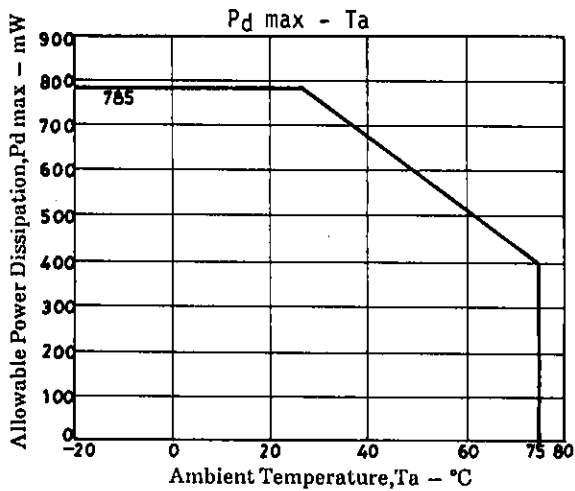
SANYO: DIP8



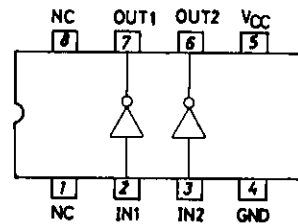
LB1267

Electrical Characteristics at Ta = 25°C

			min	typ	max	unit
Output Voltage	V _{OH1}	V _{IN} = 4.5V, V _{CC} = 5.0V, I _{OUT} = 500mA (ch1)			0.65	V
	V _{OH2}	V _{IN} = 6.0V, V _{CC} = 7.0V, I _{OUT} = 1000mA (ch1)			1.4	V
	V _{OH3}	V _{IN} = 3.0V, V _{CC} = 3.0V, I _{OUT} = 300mA (ch2)			0.25	V
	V _{OH4}	V _{IN} = 4.5V, V _{CC} = 5.0V, I _{OUT} = 1000mA (ch2)		0.5	0.7	V
	V _{OH5}	V _{IN} = 6.0V, V _{CC} = 7.0V, I _{OUT} = 2000mA (ch2)		1.0	1.5	V
Input Current	I _{IN1}	V _{IN} = 6.0V (ch1)			1.0	mA
	I _{IN2}	V _{IN} = 6.0V (ch2)			2.0	mA
Power Source + Output Leakage Current	I _{OFF}	V _{IN} = 0.5V, V _{OUT} = V _{CC} = 6.0V			30	μA
Spark Killer Diode Forward Voltage	V _{F1}	I _F = 1000mA (ch1)			3.0	V
	V _{F2}	I _F = 2000mA (ch2)			3.0	V
Output Sustain Voltage	V _{O(sus)}	I _{OUT} = 400mA	10			V

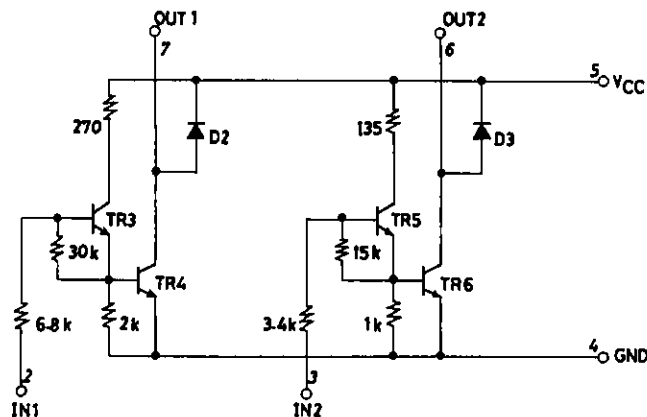


Pin Assignment



Note) Do not use NC pin.

Equivalent Circuit



Unit (resistance: Ω)

- No products described or contained herein are intended for use in surgical implants, life-support systems, aerospace equipment, nuclear power control systems, vehicles, disaster/crime-prevention equipment and the like, the failure of which may directly or indirectly cause injury, death or property loss.
- Anyone purchasing any products described or contained herein for an above-mentioned use shall:
 - ① Accept full responsibility and indemnify and defend SANYO ELECTRIC CO., LTD., its affiliates, subsidiaries and distributors and all their officers and employees, jointly and severally, against any and all claims and litigation and all damages, cost and expenses associated with such use:
 - ② Not impose any responsibility for any fault or negligence which may be cited in any such claim or litigation on SANYO ELECTRIC CO., LTD., its affiliates, subsidiaries and distributors or any of their officers and employees jointly or severally.
- Information (including circuit diagrams and circuit parameters) herein is for example only; it is not guaranteed for volume production. SANYO believes information herein is accurate and reliable, but no guarantees are made or implied regarding its use or any infringements of intellectual property rights or other rights of third parties.