



正確使用 + 定期檢修 → 安全用電  
Proper Use + Regular Maintenance → Electrical Safety

電力法例  機電工程署

香港九龍啟成街 3 號  
Electricity Legislation  
Electrical and Mechanical Services Department  
3 Kai Shing Street, Kowloon, Hong Kong  
電話 Tel.: (852) 1823 傳真 Fax: (852) 2895 4929  
網址 Homepage: [www.emsd.gov.hk](http://www.emsd.gov.hk)  
電郵 E-mail: [info@emsd.gov.hk](mailto:info@emsd.gov.hk)

# 電磁爐

## 安全須知

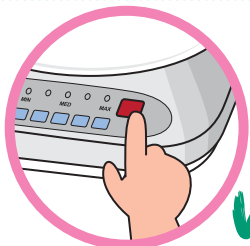
### Safety Tips for Induction Cookers



## 應做的 DOs

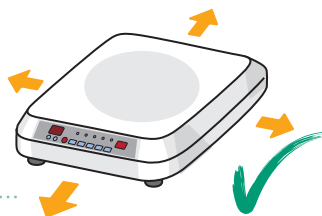
- ★ 如爐面爆裂或有其他異常情況，應立即關掉電磁爐。

Switch off an induction cooker if its surface is cracked or there is any abnormal condition.

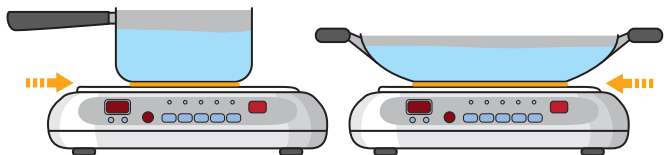


- ★ 烹調後應關掉電磁爐。
- Switch off an induction cooker after use.

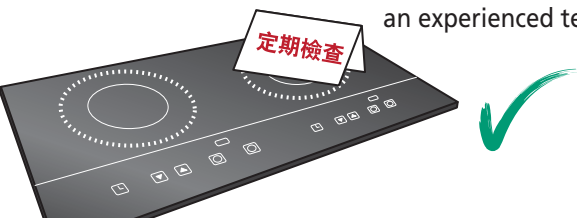
- ★ 確保電磁爐通風良好。
- Ensure good ventilation for an induction cooker.



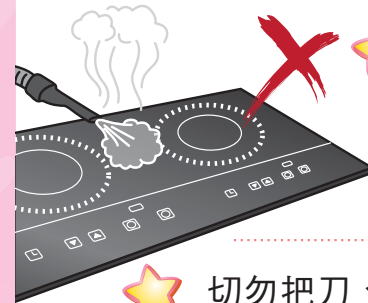
- ★ 只應使用平底或與電磁爐面吻合的弧底煮食用具。
- Use only a cookware with a flat bottom or curved bottom matched with the induction cooker surface.



- ★ 遵照說明書指示使用及保養電磁爐，並安排有經驗的技師進行定期檢查。
- Adhere to the user manual for use and maintenance of an induction cooker and arrange regular checks by an experienced technician.



## 不應做的 DON'Ts




- ★ 切勿使用蒸汽清潔器清潔電磁爐。

Do not use a steam cleaner to clean an induction cooker.



- ★ 切勿把刀、叉、匙、蓋等金屬物品放在電磁爐上。

Do not place metallic objects such as knives, forks, spoons and lids on an induction cooker.

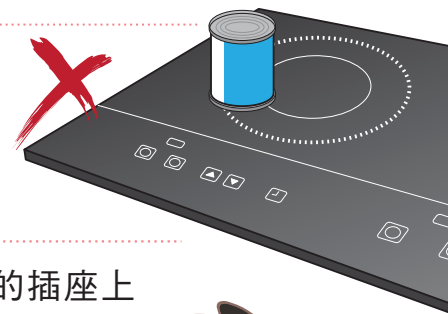


- ★ 切勿在烹調完畢後即時觸摸電磁爐面。

Do not touch the induction cooker surface immediately after cooking.

- ★ 切勿把密封的罐頭放在電磁爐上。

Do not place a sealed can on an induction cooker.



- ★ 切勿在供電給電磁爐的插座上接駁其他電器。

Do not connect other electrical appliances to the same socket outlet supplying an induction cooker.

