

電腦及週邊設備業

67.4 ▼ 0.5 最高68.7 | 最低66.7 【+/-/X表示漲/跌/不比價】

公司基本資料

| | |
|--------|-------------------|
| 公司名稱 | 達方電子股份有限公司 |
| 公司發言人 | 林豐正 |
| 公司網址 | WWW.DARFON.COM.TW |
| 實收資本額 | 新台幣 2,800,000,010 |
| 主要經營業務 | 電子零組件 電腦週邊產品 |
| 上市日期 | 2007/11/28 |
| 產業類別 | 電腦及週邊設備業 |

股價資訊

股價

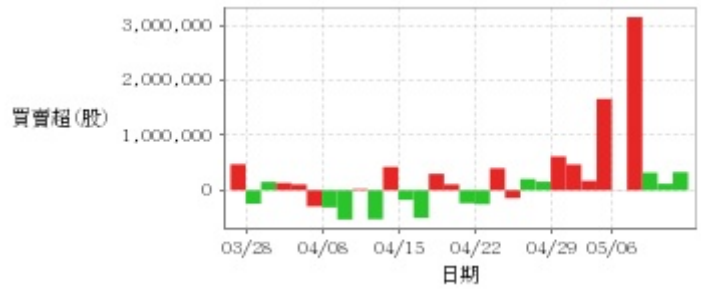


| 日期 | 收盤價 | 成交股數 | 日期 | 收盤價 | 成交股數 | 日期 | 收盤價 | 成交股數 |
|------|------|------------|------|------|-----------|------|------|-----------|
| 5/10 | 67.4 | 2,814,801 | 4/25 | 61.5 | 1,110,357 | 4/11 | 61.5 | 2,064,500 |
| 5/9 | 67.9 | 3,182,958 | 4/24 | 61.7 | 728,610 | 4/10 | 62.6 | 1,459,250 |
| 5/8 | 70.8 | 4,853,298 | 4/23 | 61.3 | 980,000 | 4/9 | 62.1 | 2,501,215 |
| 5/7 | 71.8 | 10,000,539 | 4/22 | 59.8 | 940,959 | 4/8 | 63.5 | 1,285,783 |
| 5/6 | 67.8 | 4,151,966 | 4/19 | 60.4 | 1,728,238 | 4/3 | 63.6 | 2,749,023 |
| 5/3 | 67.7 | 8,043,307 | 4/18 | 60.8 | 694,990 | 4/2 | 63.0 | 926,061 |
| 5/2 | 63.8 | 1,560,125 | 4/17 | 60.6 | 1,137,277 | 4/1 | 62.9 | 952,141 |
| 4/30 | 63.3 | 1,365,652 | 4/16 | 60.1 | 1,979,016 | 3/29 | 62.3 | 1,105,900 |
| 4/29 | 62.7 | 1,229,361 | 4/15 | 61.5 | 1,070,956 | 3/28 | 62.3 | 1,376,151 |
| 4/26 | 61.5 | 642,716 | 4/12 | 62.0 | 986,611 | 3/27 | 63.0 | 1,309,720 |

投信買賣超



外資及陸資買賣超

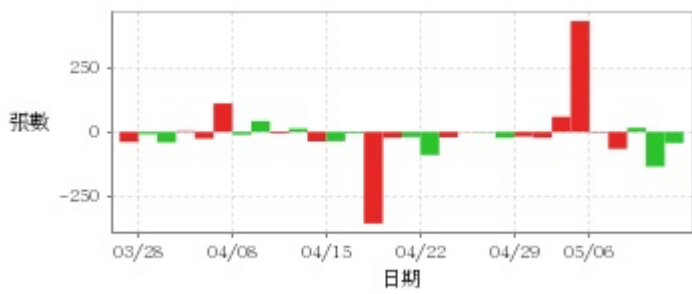


自營商買賣超



| 日期 | 投信買(+)/賣(-)超 | 自營商買(+)/賣(-)超 | 外資及陸資買(+) /賣(-)超 | 日期 | 投信買(+)/賣(-)超 | 自營商買(+)/賣(-)超 | 外資及陸資買(+) /賣(-)超 |
|------|--------------|---------------|---------------------|------|--------------|---------------|---------------------|
| 5/10 | +117,826 | -37,781 | +330,000 | 4/18 | -51,642 | +1,878 | +107,000 |
| 5/9 | +48,852 | -26,735 | +118,000 | 4/17 | -17,745 | -23,088 | +298,977 |
| 5/8 | +234,581 | +21,598 | +320,663 | 4/16 | +28,127 | -77,310 | -503,000 |
| 5/7 | +341,448 | +123,263 | +3,154,000 | 4/15 | 0 | +1,241 | -176,000 |
| 5/6 | +354,055 | +168,000 | +3,000 | 4/12 | -3,070 | +4,000 | +426,182 |
| 5/3 | +523,937 | +210,051 | +1,664,000 | 4/11 | 0 | +258,912 | -528,000 |
| 5/2 | +244,000 | +22,000 | +171,000 | 4/10 | -4,473 | -41,575 | +22,490 |
| 4/30 | -13,000 | +30,000 | +469,000 | 4/9 | -20,618 | +21,915 | -533,028 |
| 4/29 | 0 | +15,000 | +615,973 | 4/8 | 0 | -22,009 | -312,998 |
| 4/26 | 0 | +5,000 | +156,119 | 4/3 | -4,797 | +33,948 | -293,979 |
| 4/25 | -15,000 | +21,000 | +205,000 | 4/2 | 0 | -97,000 | +106,000 |
| 4/24 | 0 | +2,840 | -143,101 | 4/1 | -1,436 | +8,139 | +133,000 |
| 4/23 | +2,000 | +23,000 | +400,000 | 3/29 | -6,871 | +116,945 | +153,000 |
| 4/22 | 0 | +24,067 | -254,000 | 3/28 | -5,876 | -28,743 | -245,000 |
| 4/19 | 0 | +83,699 | -236,000 | 3/27 | -18,860 | +21,000 | +473,429 |

融資



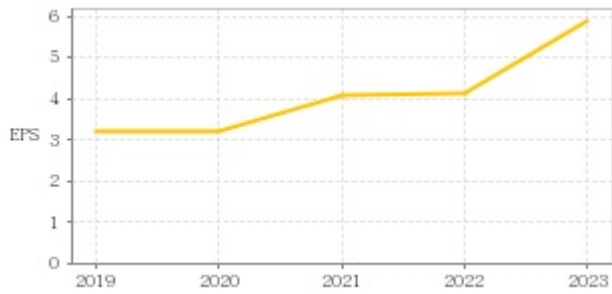
融券



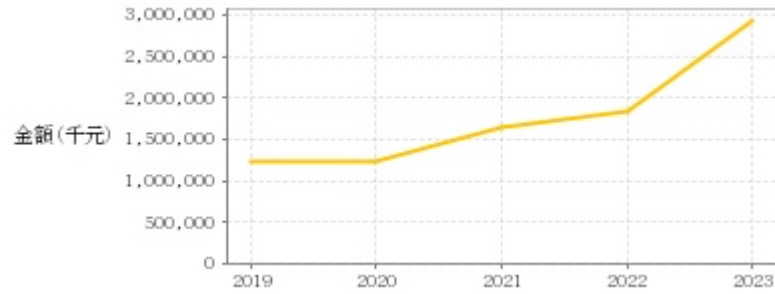
| 日期 | 融資張數 | 融券張數 | 日期 | 融資張數 | 融券張數 | 日期 | 融資張數 | 融券張數 |
|------|------|------|------|------|------|------|------|------|
| 5/10 | -43 | +6 | 4/25 | -2 | -1 | 4/11 | +13 | +1 |
| 5/9 | -135 | -24 | 4/24 | +1 | -2 | 4/10 | -6 | 0 |
| 5/8 | +16 | -2 | 4/23 | -21 | -1 | 4/9 | +42 | 0 |
| 5/7 | -66 | +24 | 4/22 | -90 | +1 | 4/8 | -11 | -2 |
| 5/6 | -3 | 0 | 4/19 | -20 | +6 | 4/3 | +111 | -5 |
| 5/3 | +432 | +10 | 4/18 | -23 | 0 | 4/2 | -26 | 0 |
| 5/2 | +59 | +6 | 4/17 | -357 | -3 | 4/1 | +4 | -15 |
| 4/30 | -23 | 0 | 4/16 | -5 | +4 | 3/29 | -41 | -4 |
| 4/29 | -18 | 0 | 4/15 | -36 | -2 | 3/28 | -9 | 0 |
| 4/26 | -23 | -4 | 4/12 | -37 | +1 | 3/27 | -39 | +6 |

公司財務資訊彙整

每股盈餘

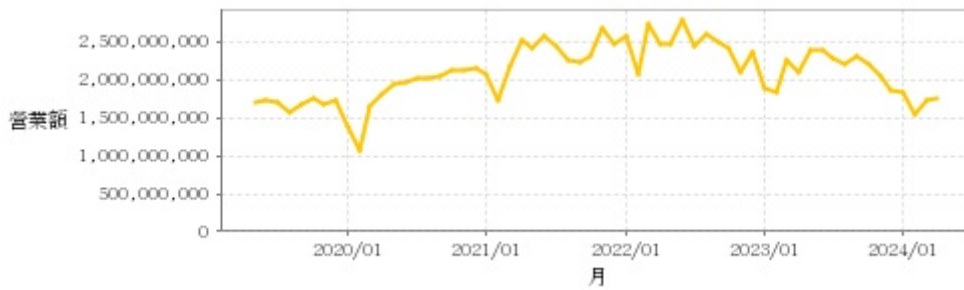


繼續營業單位稅前淨利



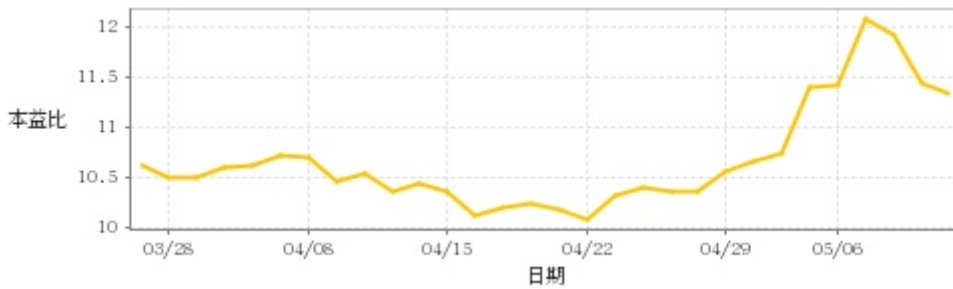
| 年度 | 第一季 | | 半年度 | | 前三季 | | 全年度 | |
|-------|------|----------------|------|----------------|------|----------------|------|----------------|
| | 每股盈餘 | 繼續營業單位稅前淨利(千元) | 每股盈餘 | 繼續營業單位稅前淨利(千元) | 每股盈餘 | 繼續營業單位稅前淨利(千元) | 每股盈餘 | 繼續營業單位稅前淨利(千元) |
| 2024年 | 0.52 | 218,204 | - | - | - | - | - | - |
| 2023年 | 0.51 | 282,587 | 1.33 | 683,887 | 5.17 | 2,662,716 | 5.91 | 2,943,732 |
| 2022年 | 0.89 | 379,146 | 1.91 | 857,041 | 3.12 | 1,407,691 | 4.15 | 1,842,007 |
| 2021年 | 0.72 | 294,672 | 1.83 | 769,344 | 2.91 | 1,211,971 | 4.09 | 1,653,738 |
| 2020年 | 0.36 | 147,950 | 1.24 | 471,951 | 2.25 | 859,236 | 3.23 | 1,224,691 |
| 2019年 | 0.70 | 273,856 | 1.53 | 603,353 | 2.39 | 928,711 | 3.21 | 1,236,725 |

月營收



| 月 | 營收 | 月 | 營收 | 月 | 營收 | 月 | 營收 | 月 | 營收 |
|---------|---------------|---------|---------------|---------|---------------|---------|---------------|---------|---------------|
| 2024/04 | 1,756,238,000 | 2023/04 | 2,105,683,000 | 2022/04 | 2,478,075,000 | 2021/04 | 2,525,742,000 | 2020/04 | 1,811,718,000 |
| 2024/03 | 1,735,245,000 | 2023/03 | 2,274,566,000 | 2022/03 | 2,752,497,000 | 2021/03 | 2,190,278,000 | 2020/03 | 1,654,877,000 |
| 2024/02 | 1,538,745,000 | 2023/02 | 1,835,585,000 | 2022/02 | 2,086,660,000 | 2021/02 | 1,728,615,000 | 2020/02 | 1,076,841,000 |
| 2024/01 | 1,837,184,000 | 2023/01 | 1,890,786,000 | 2022/01 | 2,576,169,000 | 2021/01 | 2,081,055,000 | 2020/01 | 1,379,971,000 |
| 2023/12 | 1,878,392,000 | 2022/12 | 2,355,541,000 | 2021/12 | 2,469,392,000 | 2020/12 | 2,160,714,000 | 2019/12 | 1,725,715,000 |
| 2023/11 | 2,038,357,000 | 2022/11 | 2,092,152,000 | 2021/11 | 2,698,152,000 | 2020/11 | 2,130,025,000 | 2019/11 | 1,679,160,000 |
| 2023/10 | 2,200,175,000 | 2022/10 | 2,427,435,000 | 2021/10 | 2,324,625,000 | 2020/10 | 2,125,354,000 | 2019/10 | 1,753,261,000 |
| 2023/09 | 2,326,050,000 | 2022/09 | 2,513,602,000 | 2021/09 | 2,245,651,000 | 2020/09 | 2,060,191,000 | 2019/09 | 1,684,071,000 |
| 2023/08 | 2,219,562,000 | 2022/08 | 2,612,800,000 | 2021/08 | 2,263,981,000 | 2020/08 | 2,019,620,000 | 2019/08 | 1,578,449,000 |
| 2023/07 | 2,297,895,000 | 2022/07 | 2,446,067,000 | 2021/07 | 2,452,843,000 | 2020/07 | 2,031,241,000 | 2019/07 | 1,694,483,000 |
| 2023/06 | 2,399,149,000 | 2022/06 | 2,798,085,000 | 2021/06 | 2,593,181,000 | 2020/06 | 1,959,709,000 | 2019/06 | 1,723,502,000 |
| 2023/05 | 2,383,507,000 | 2022/05 | 2,477,226,000 | 2021/05 | 2,414,125,000 | 2020/05 | 1,955,109,000 | 2019/05 | 1,694,038,000 |

本益比



| 日期 | 本益比 | 日期 | 本益比 | 日期 | 本益比 |
|------|-------|------|-------|------|-------|
| 5/10 | 11.35 | 4/25 | 10.35 | 4/11 | 10.35 |
| 5/9 | 11.43 | 4/24 | 10.39 | 4/10 | 10.54 |
| 5/8 | 11.92 | 4/23 | 10.32 | 4/9 | 10.45 |
| 5/7 | 12.09 | 4/22 | 10.07 | 4/8 | 10.69 |
| 5/6 | 11.41 | 4/19 | 10.17 | 4/3 | 10.71 |
| 5/3 | 11.40 | 4/18 | 10.24 | 4/2 | 10.61 |
| 5/2 | 10.74 | 4/17 | 10.20 | 4/1 | 10.59 |
| 4/30 | 10.66 | 4/16 | 10.12 | 3/29 | 10.49 |
| 4/29 | 10.56 | 4/15 | 10.35 | 3/28 | 10.49 |
| 4/26 | 10.35 | 4/12 | 10.44 | 3/27 | 10.61 |

重大訊息

(詳細請參考 [MOPS](#) 網站)

| 主旨 | 發表時間 |
|-------------------------------|---------------------|
| ▶更正達方113年3月份關係人交易申報資訊 | 2024/05/07 16:35:21 |
| ▶本公司董事會決議增資越南子公司 | 2024/05/03 16:27:37 |
| ▶公告本公司董事會通過113年第一季合併財務報告 | 2024/05/03 14:32:59 |
| ▶公告本公司今日董事會重大決議 | 2024/05/03 15:39:18 |
| ▶公告繼續提名胡湘寧先生以及李有田先生 擔任獨立董事之理由 | 2024/05/03 15:40:33 |

配股配息

| 股利年度 | 股東會日期 | 期別 | 現金股利(元/股) | 盈餘配股(元/股) |
|------|-------|-----|-----------|-----------|
| 112 | - | 112 | 4.00000 | 0.00000 |
| 111 | - | 111 | 3.00000 | 0.00000 |
| 110 | - | 110 | 3.00000 | 0.00000 |
| 109 | - | 109 | 2.50000 | 0.00000 |
| 108 | - | 108 | 2.30000 | 0.00000 |