



# **2017 F4 BRITISH CHAMPIONSHIP CERTIFIED BY FIA POWERED BY FORD**

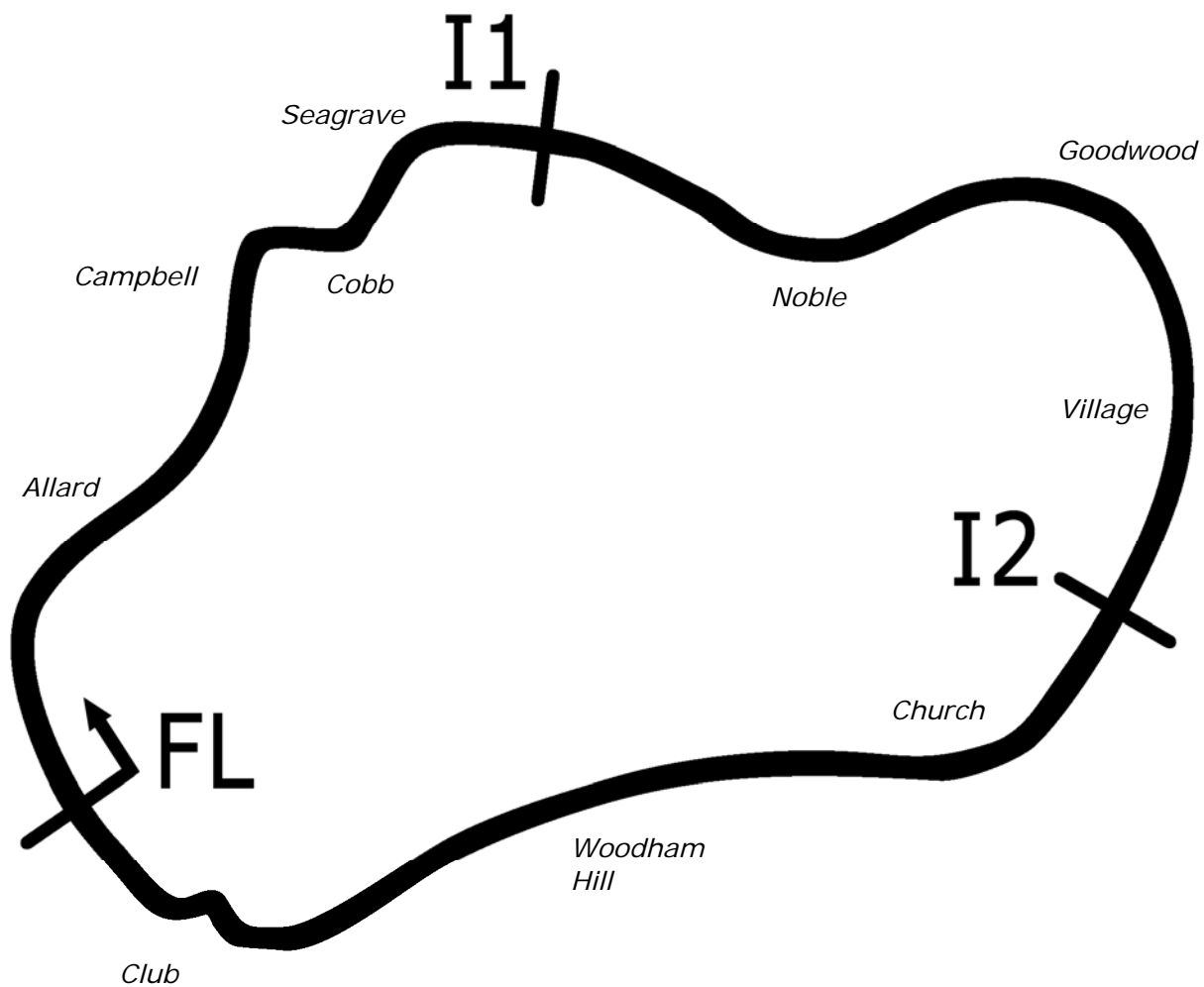
**Rounds 7, 8 & 9  
Thruxton**

**6<sup>th</sup> / 7<sup>th</sup> May 2017**



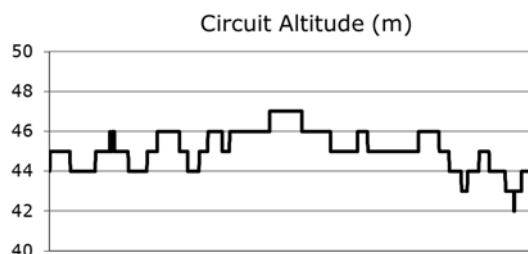
**Results Provided by Timing Solutions Ltd**  
[www.tsl-timing.com](http://www.tsl-timing.com)

# Thruxton



SPORTS TIMING

TIMING SOLUTIONS LTD



Length	2.3560 miles	3791.6 m	
FL		51.20766N	1.60897 W
I1	1128m	51.21418 N	1.60062 W
I2	2380m	51.20983 N	1.59065 W
Pit Entry	3697m	51.20680 N	1.60788 W
Pit Exit	100m after FL	51.20844 N	1.60924 W
Pit Entry-Pit Exit 219m, 13.1s @60kph, 9.8s @80kph			

All results available at [www.tsl-timing.com](http://www.tsl-timing.com)

## 2017 F4 British Championship

### QUALIFYING - ROUND 7 - CLASSIFICATION

POS	NO	CL	PIC NAME	NAT	ENTRY	TIME	ON	LAPS	GAP	DIFF	MPH
1	5	CC	1 Oliver YORK	GBR	Fortec	<b>1:13.790</b>	7	11			114.94
2	7*		1 Alex QUINN	GBR	Arden	<b>1:13.908</b>	9	13	<b>0.118</b>	0.118	114.75
3	38		2 Jamie CAROLINE	GBR	Carlin	<b>1:13.974</b>	11	13	<b>0.184</b>	0.066	114.65
4	31*		3 Logan SARGEANT	USA	Carlin	<b>1:14.021</b>	10	13	<b>0.231</b>	0.047	114.58
5	76		4 Linus LUNDQVIST	SWE	Double R	<b>1:14.140</b>	3	12	<b>0.350</b>	0.119	114.39
6	81		5 Oscar PIASTRI	AUS	Arden	<b>1:14.238</b>	10	12	<b>0.448</b>	0.098	114.24
7	21		6 Patrik PASMA	FIN	Carlin	<b>1:14.369</b>	10	12	<b>0.579</b>	0.131	114.04
8	14		7 Karl MASSAAD	LEB	Double R	<b>1:14.467</b>	11	13	<b>0.677</b>	0.098	113.89
9	89		8 Jamie SHARP	GBR	Sharp Motorsport	<b>1:14.553</b>	12	13	<b>0.763</b>	0.086	113.76
10	12		9 Ayrton SIMMONS	GBR	Arden	<b>1:14.689</b>	12	12	<b>0.899</b>	0.136	113.55
11	92		10 Daniel CAO	CHN	Double R	<b>1:14.770</b>	11	12	<b>0.980</b>	0.081	113.43
12	6		11 Lucas ROY	GER	Carlin	<b>1:14.860</b>	12	13	<b>1.070</b>	0.090	113.29
13	2	CC	2 Harry WEBB	GBR	Richardson Racing	<b>1:14.904</b>	8	11	<b>1.114</b>	0.044	113.23
14	91		12 Jacky LIU	CHN	GW Motorsport	<b>1:15.308</b>	11	12	<b>1.518</b>	0.404	112.62

\*Cars 7 & 14 - times disallowed, exceeding track limits.

Weather / Track : Bright / Dry  
 These results are provisional until the conclusion of any judicial and technical matters.

Thruxton  
 Circuit Length = 2.3560 miles  
 Start: 10:54 Flag 11:14 End: 11:16

Clerk Of Course :	Timekeeper :
-------------------	--------------

Results can be found at [www.tsl-timing.com](http://www.tsl-timing.com)

Printed - 11:16 Saturday, 06 May 2017

## 2017 F4 British Championship

### QUALIFYING - ROUND 9 - 2ND FASTEST CLASSIFICATION

POS	NO	CL	PIC NAME	NAT	ENTRY	TIME	ON	LAPS	GAP	DIFF	MPH
1	7*		1 Alex QUINN	GBR	Arden	1:13.931	11	13			114.72
2	5	CC	1 Oliver YORK	GBR	Fortec	1:14.001	10	11	0.070	0.070	114.61
3	38		2 Jamie CAROLINE	GBR	Carlin	1:14.018	10	13	0.087	0.017	114.58
4	31*		3 Logan SARGEANT	USA	Carlin	1:14.026	12	13	0.095	0.008	114.57
5	81		4 Oscar PIASTRI	AUS	Arden	1:14.241	12	12	0.310	0.215	114.24
6	76		5 Linus LUNDQVIST	SWE	Double R	1:14.276	12	12	0.345	0.035	114.19
7	21		6 Patrik PASMA	FIN	Carlin	1:14.450	11	12	0.519	0.174	113.92
8	14		7 Karl MASSAAD	LEB	Double R	1:14.513	7	13	0.582	0.063	113.82
9	89		8 Jamie SHARP	GBR	Sharp Motorsport	1:14.624	7	13	0.693	0.111	113.65
10	12		9 Ayrton SIMMONS	GBR	Arden	1:14.749	11	12	0.818	0.125	113.46
11	92		10 Daniel CAO	CHN	Double R	1:14.807	10	12	0.876	0.058	113.37
12	6		11 Lucas ROY	GER	Carlin	1:14.885	13	13	0.954	0.078	113.26
13	2	CC	2 Harry WEBB	GBR	Richardson Racing	1:15.044	11	11	1.113	0.159	113.02
14	91		12 Jacky LIU	CHN	GW Motorsport	1:15.543	12	12	1.612	0.499	112.27

\*Cars 7 & 14 - times disallowed, exceeding track limits.

Weather / Track : Bright / Dry

These results are provisional until the conclusion of any judicial and technical matters.

Thruxton

Circuit Length = 2.3560 miles

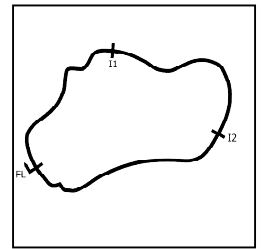
Start: 10:54 Flag 11:14 End: 11:16

Clerk Of Course :

Timekeeper :

# 2017 F4 British Championship

## QUALIFYING - ROUND 7 - SECTOR ANALYSIS



SECTOR 1 = FL to I1, SECTOR 2 = I1 to I2, SECTOR 3 = I2 to FL, DIFF = Difference To Personal Best Lap, P = Crossed Finish Line in Pit Lane, D = Time Disallowed

P1		5 CC		Oliver YORK		Fortec					
IDEAL LAP TIME : 1:13.782		BEST LAP TIME : 1:13.790		DIFFERENCE : 0.008							
LAP	SECTOR 1		SECTOR 2		SECTOR 3		LAP TIME	MPH	DIFF	TIME OF DAY	
1 -	27.152	104.0	22.076	116.9	31.106	101.0	1:20.334	105.57	6.544	10:58:10.903	
2 -	25.300	108.0	20.063	133.1	29.483	100.0	1:14.846	113.32	1.056	10:59:25.749	
3 -	25.159	<b>108.2</b>	20.050	133.6	29.250	100.4	1:14.459	113.90	0.669	11:00:40.208	
4 -	26.197	103.8	24.414	122.6	IN PIT		1:19.660	<b>P</b> 106.47	5.870	11:01:59.868	
5 -	OUTLAP	92.5	25.627	122.9	37.123	90.3	6:21.139	22.25	5:07.349	11:08:21.007	
6 -	29.608	106.0	20.154	<b>134.4</b>	29.163	<b>101.5</b>	1:18.925	107.46	5.135	11:09:39.932	
7 -	24.919	<b>108.2</b>	<b>19.939</b>	134.2	<b>28.932</b>	101.3	<b>1:13.790 (1)</b>	<b>114.94</b>		<b>11:10:53.722</b>	
8 -	<b>24.911</b>	<b>108.2</b>	19.962	134.2	29.129	100.6	1:14.002	<b>(3)</b> 114.61	0.212	11:12:07.724	
9 -	24.964	107.8	19.963	133.9	29.123	100.6	1:14.050	114.53	0.260	11:13:21.774	
10 -	24.971	107.7	20.021	134.2	29.009	101.3	1:14.001	<b>(2)</b> 114.61	0.211	11:14:35.775	
11 -	33.516	80.0	24.972	110.5	IN PIT		1:38.197	<b>P</b> 86.37	24.407	11:16:13.972	

P2		7		Alex QUINN		Arden					
IDEAL LAP TIME : 1:13.893		BEST LAP TIME : 1:13.908		DIFFERENCE : 0.015							
LAP	SECTOR 1		SECTOR 2		SECTOR 3		LAP TIME	MPH	DIFF	TIME OF DAY	
1 -	25.480	107.7	20.209	132.8	30.497	93.9	1:16.186	111.32	2.278	10:57:59.770	
2 -	25.487	<b>108.7</b>	20.198	132.3	29.329	101.0	1:15.014	113.06	1.106	10:59:14.784	
3 -	25.000	108.4	20.185	132.6	29.018	<b>101.9</b>	1:14.203	114.30	0.295	11:00:28.987	
4 -	24.947	107.7	20.203	133.1	29.103	100.7	<del>1:14.253</del>	<b>D</b> 114.22	0.345	11:01:43.240	
5 -	25.027	107.7	20.222	132.1	29.139	101.6	1:14.388	114.01	0.480	11:02:57.628	
6 -	25.004	107.7	20.527	130.5	IN PIT		1:14.438	<b>P</b> 113.94	0.530	11:04:12.066	
7 -	OUTLAP	88.8	25.312	99.5	41.985	100.4	4:11.838	33.67	2:57.930	11:08:23.904	
8 -	25.340	<b>108.7</b>	<b>20.093</b>	<b>133.4</b>	29.098	101.3	1:14.531	113.79	0.623	11:09:38.435	
9 -	24.882	107.8	<b>20.093</b>	<b>133.4</b>	<b>28.933</b>	101.6	<b>1:13.908 (1)</b>	<b>114.75</b>		<b>11:10:52.343</b>	
10 -	24.872	106.6	20.198	<b>133.4</b>	28.971	101.8	1:14.041	<b>(3)</b> 114.55	0.133	11:12:06.384	
11 -	<b>24.867</b>	107.8	20.098	133.1	28.966	101.3	1:13.931	<b>(2)</b> 114.72	0.023	11:13:20.315	
12 -	24.995	107.8	20.189	132.8	28.936	101.3	1:14.120	114.43	0.212	11:14:34.435	
13 -	29.870	86.0	27.279	93.2	IN PIT		1:38.180	<b>P</b> 86.38	24.272	11:16:12.615	

P3		38		Jamie CAROLINE		Carlin					
IDEAL LAP TIME : 1:13.836		BEST LAP TIME : 1:13.974		DIFFERENCE : 0.138							
LAP	SECTOR 1		SECTOR 2		SECTOR 3		LAP TIME	MPH	DIFF	TIME OF DAY	
1 -	26.796	106.0	20.790	129.5	29.675	100.4	1:17.261	109.77	3.287	10:57:36.114	
2 -	25.426	108.2	20.146	132.3	29.377	101.3	1:14.949	113.16	0.975	10:58:51.063	
3 -	25.315	108.5	20.556	130.8	31.905	<b>102.1</b>	1:17.776	109.05	3.802	11:00:08.839	
4 -	25.463	108.0	20.053	133.9	29.090	101.0	1:14.606	113.68	0.632	11:01:23.445	
5 -	25.297	107.8	20.177	132.6	29.303	100.1	1:14.777	113.42	0.803	11:02:38.222	
6 -	27.775	95.3	23.610	103.8	IN PIT		1:23.297	<b>P</b> 101.82	9.323	11:04:01.519	
7 -	OUTLAP	95.5	23.218	101.9	39.860	98.2	3:37.366	39.01	2:23.392	11:07:38.885	
8 -	29.386	41.0	24.637	129.5	32.577	101.5	1:26.600	97.94	12.626	11:09:05.485	
9 -	25.133	<b>108.7</b>	19.959	<b>134.7</b>	28.981	101.3	1:14.073	<b>(3)</b> 114.50	0.099	11:10:19.558	
10 -	<b>24.976</b>	108.5	20.044	133.9	28.998	101.8	1:14.018	<b>(2)</b> 114.58	0.044	11:11:33.576	
11 -	25.106	108.5	<b>19.926</b>	<b>134.7</b>	28.942	101.3	<b>1:13.974 (1)</b>	<b>114.65</b>		<b>11:12:47.550</b>	
12 -	25.070	108.5	20.078	133.6	<b>28.934</b>	101.5	1:14.082	114.48	0.108	11:14:01.632	
13 -	31.365	88.7	25.830	106.5	34.451	70.7	1:31.646	92.54	17.672	11:15:33.278	

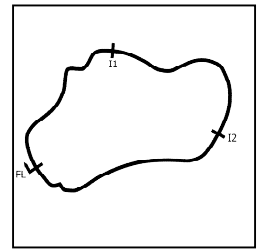
P4		31		Logan SARGEANT		Carlin					
IDEAL LAP TIME : 1:13.995		BEST LAP TIME : 1:14.021		DIFFERENCE : 0.026							
LAP	SECTOR 1		SECTOR 2		SECTOR 3		LAP TIME	MPH	DIFF	TIME OF DAY	
1 -	26.881	100.6	21.826	105.6	32.757	99.8	1:21.464	104.11	7.443	10:58:14.603	
2 -	25.404	107.8	20.049	132.8	29.213	100.7	1:14.666	113.59	0.645	10:59:29.269	
3 -	25.186	108.2	20.054	133.1	29.085	100.6	1:14.325	<b>(3)</b> 114.11	0.304	11:00:43.594	
4 -	25.195	107.3	20.135	133.4	29.173	100.7	1:14.503	113.84	0.482	11:01:58.097	
5 -	30.699	102.2	23.234	81.5	45.670	100.9	1:39.603	85.15	25.582	11:03:37.700	
6 -	25.173	108.2	20.066	132.6	29.084	100.9	<del>1:14.323</del>	<b>D</b> 114.11	0.302	11:04:52.023	
7 -	25.115	108.2	20.117	132.1	IN PIT		1:15.264	<b>P</b> 112.69	1.243	11:06:07.287	
8 -	OUTLAP	76.8	25.951	114.3	33.740	90.1	3:11.890	44.20	1:57.869	11:09:19.177	

Weather / Track : Bright / Dry

Thruxton  
Circuit Length = 2.3560 miles  
Start: 10:54 Flag 11:14 End: 11:16

# 2017 F4 British Championship

## QUALIFYING - ROUND 7 - SECTOR ANALYSIS



SECTOR 1 = FL to I1, SECTOR 2 = I1 to I2, SECTOR 3 = I2 to FL, DIFF = Difference To Personal Best Lap, P = Crossed Finish Line in Pit Lane, D = Time Disallowed

9 -	31.672	84.5	21.514	132.8	29.437	101.2	1:22.623	102.65	8.602	11:10:41.800
<b>10 -</b>	<b>25.047</b>	<b>108.2</b>	<b>19.977</b>	<b>133.9</b>	<b>28.997</b>	<b>100.7</b>	<b>1:14.021 (1)</b>	<b>114.58</b>		<b>11:11:55.821</b>
11 -	28.024	103.8	20.203	133.6	29.157	101.2	1:17.384	109.60	3.363	11:13:13.205
12 -	<b>25.021</b>	<b>108.5</b>	19.983	<b>133.9</b>	29.022	100.3	1:14.026 (2)	114.57	0.005	11:14:27.231
13 -	27.080	105.8	20.228	132.8	29.082	<b>101.3</b>	1:16.390	111.03	2.369	11:15:43.621

P5 76		Linus LUNDQVIST				Double R					
IDEAL LAP TIME : 1:13.977		BEST LAP TIME : 1:14.140				DIFFERENCE : 0.163					
LAP	SECTOR 1		SECTOR 2		SECTOR 3		LAP TIME	MPH	DIFF	TIME OF DAY	
1 -	25.934	107.2	20.300	132.1	30.164	102.2	1:16.398	111.01	2.258	10:57:39.291	
2 -	25.277	109.2	20.006	132.8	29.301	100.7	1:14.584	113.71	0.444	10:58:53.875	
<b>3 -</b>	<b>25.041</b>	<b>109.4</b>	<b>19.985</b>	<b>133.6</b>	29.114	101.5	<b>1:14.140 (1)</b>	<b>114.39</b>		<b>11:00:08.015</b>	
4 -	25.390	107.7	21.170	123.1	IN PIT		1:16.378	P 111.04	2.238	11:01:24.393	
5 -	OUTLAP		104.5	21.644	127.3	30.931	101.3	5:32.586	25.50	4:18.446	11:06:56.979
6 -	25.084	108.5	20.257	132.1	29.385	101.6	1:14.726	113.50	0.586	11:08:11.705	
7 -	<b>24.980</b>	108.5	20.065	133.4	29.293	100.1	1:14.338	114.09	0.198	11:09:26.043	
8 -	25.012	108.2	20.114	132.8	29.208	101.3	1:14.334	114.10	0.194	11:10:40.377	
9 -	25.800	104.6	21.979	127.5	29.313	101.8	1:17.092	110.01	2.952	11:11:57.469	
10 -	25.124	108.0	20.112	133.1	29.053	<b>102.4</b>	1:14.289 (3)	114.17	0.149	11:13:11.758	
11 -	25.606	107.2	20.215	130.0	30.135	102.2	1:15.956	111.66	1.816	11:14:27.714	
12 -	25.037	108.0	20.227	132.6	<b>29.012</b>	101.6	1:14.276 (2)	114.19	0.136	11:15:41.990	

P6 81		Oscar PIASTRI				Arden					
IDEAL LAP TIME : 1:14.221		BEST LAP TIME : 1:14.238				DIFFERENCE : 0.017					
LAP	SECTOR 1		SECTOR 2		SECTOR 3		LAP TIME	MPH	DIFF	TIME OF DAY	
1 -	27.563	100.9	23.463	106.8	37.994	96.0	1:29.020	95.27	14.782	10:58:16.686	
2 -	26.610	108.0	20.302	132.1	29.477	101.0	1:16.389	111.03	2.151	10:59:33.075	
3 -	25.304	108.5	20.128	132.8	29.288	99.7	1:14.720	113.51	0.482	11:00:47.795	
4 -	25.209	107.7	20.176	132.8	29.249	101.3	1:14.634	113.64	0.396	11:02:02.429	
5 -	25.334	107.5	23.019	75.2	45.058	101.2	1:33.411	90.79	19.173	11:03:35.840	
6 -	25.226	107.7	20.256	131.8	29.872	98.8	1:15.354	112.55	1.116	11:04:51.194	
7 -	27.198	108.4	20.325	131.5	IN PIT		1:17.514	P 109.42	3.276	11:06:08.708	
8 -	OUTLAP		93.9	23.426	116.3	32.837	98.8	3:49.097	37.02	2:34.859	11:09:57.805
9 -	25.725	108.2	20.314	131.0	32.240	101.9	1:18.279	108.35	4.041	11:11:16.084	
<b>10 -</b>	<b>25.023</b>	108.4	<b>20.087</b>	<b>133.6</b>	29.128	102.2	<b>1:14.238 (1)</b>	<b>114.24</b>		<b>11:12:30.322</b>	
11 -	25.056	<b>108.7</b>	20.132	133.4	29.127	<b>102.4</b>	1:14.315 (3)	114.13	0.077	11:13:44.637	
12 -	25.038	<b>108.7</b>	20.092	133.1	<b>29.111</b>	101.9	1:14.241 (2)	114.24	0.003	11:14:58.878	

P7 21		Patrik PASMA				Carlin					
IDEAL LAP TIME : 1:14.177		BEST LAP TIME : 1:14.369				DIFFERENCE : 0.192					
LAP	SECTOR 1		SECTOR 2		SECTOR 3		LAP TIME	MPH	DIFF	TIME OF DAY	
1 -	26.540	105.6	20.891	129.5	29.643	100.1	1:17.074	110.04	2.705	10:57:37.409	
2 -	25.469	108.9	20.117	132.1	29.386	100.9	1:14.972	113.13	0.603	10:58:52.381	
3 -	25.245	<b>109.2</b>	<b>20.034</b>	133.4	29.213	100.7	1:14.492	113.85	0.123	11:00:06.873	
4 -	28.965	105.1	20.365	132.8	30.371	100.7	1:19.701	106.41	5.332	11:01:26.574	
5 -	25.379	107.2	20.472	130.5	IN PIT		1:15.384	P 112.51	1.015	11:02:41.958	
6 -	OUTLAP		102.4	23.788	107.5	40.866	98.8	5:00.225	28.25	3:45.856	11:07:42.183
7 -	30.933	39.8	24.637	131.5	32.681	<b>101.5</b>	1:28.251	96.10	13.882	11:09:10.434	
8 -	25.212	107.8	20.159	<b>133.6</b>	<b>29.099</b>	100.9	1:14.470 (3)	113.89	0.101	11:10:24.904	
9 -	25.240	107.8	20.222	133.1	29.218	100.9	1:14.680	113.57	0.311	11:11:39.584	
<b>10 -</b>	<b>25.095</b>	107.5	20.145	133.4	29.129	101.0	<b>1:14.369 (1)</b>	<b>114.04</b>		<b>11:12:53.953</b>	
11 -	25.095	108.0	20.208	132.3	29.147	100.9	1:14.450 (2)	113.92	0.081	11:14:08.403	
12 -	<b>25.044</b>	108.2	20.315	132.3	IN PIT		1:14.795	P 113.39	0.426	11:15:23.198	

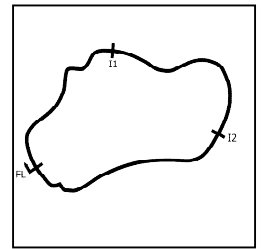
P8 14		Karl MASSAAD				Double R				
IDEAL LAP TIME : 1:14.304		BEST LAP TIME : 1:14.467				DIFFERENCE : 0.163				
LAP	SECTOR 1		SECTOR 2		SECTOR 3		LAP TIME	MPH	DIFF	TIME OF DAY
1 -	26.847	105.6	20.999	129.3	30.036	101.8	1:17.882	108.90	3.415	10:57:49.120
2 -	25.903	107.8	20.184	132.8	29.538	101.3	1:15.625	112.15	1.158	10:59:04.745
3 -	25.417	109.2	<b>20.032</b>	134.2	29.548	101.9	1:14.997	113.09	0.530	11:00:19.742

Weather / Track : Bright / Dry

Thruxton  
Circuit Length = 2.3560 miles  
Start: 10:54 Flag 11:14 End: 11:16

# 2017 F4 British Championship

## QUALIFYING - ROUND 7 - SECTOR ANALYSIS



SECTOR 1 = FL to I1, SECTOR 2 = I1 to I2, SECTOR 3 = I2 to FL, DIFF = Difference To Personal Best Lap, P = Crossed Finish Line in Pit Lane, D = Time Disallowed

Lap	Time	S1	S2	S3	Diff	MPH	Diff	Time of Day	
4 -	25.275	108.4	20.190	133.6	29.925	99.7	1:15.390	112.50 0.923 11:01:35.132	
5 -	25.675	106.5	21.694	126.3	IN PIT		1:17.182 P	109.89 2.715 11:02:52.314	
6 -	OUTLAP	104.0	21.812	125.4	31.533	99.4	4:07.276	34.30 2:52.809 11:06:59.590	
7 -	25.198	108.7	20.055	134.2	29.260	101.6	1:14.513 (2)	113.82 0.046 11:08:14.103	
8 -	<b>25.035</b>	<b>109.4</b>	20.064	<b>134.4</b>	30.120	91.8	1:15.219	112.75 0.752 11:09:29.322	
9 -	27.258	102.1	20.632	133.4	29.638	101.6	1:17.528	109.40 3.061 11:10:46.850	
10 -	25.175	108.4	20.205	133.1	29.337	<b>102.1</b>	1:14.717	113.51 0.250 11:12:01.567	
<b>11 -</b>	25.106	107.3	20.124	133.4	<b>29.237</b>	101.8	<b>1:14.467 (1)</b>	<b>113.89</b>	<b>11:13:16.034</b>
12 -	25.202	108.5	20.157	133.4	29.295	101.8	1:14.654	113.61 0.187 11:14:30.688	
13 -	25.044	108.7	20.201	133.4	29.378	101.2	1:14.623 (3)	113.65 0.156 11:15:45.311	

P9 89		Jamie SHARP				Sharp Motorsport			
IDEAL LAP TIME : 1:14.490		BEST LAP TIME : 1:14.553				DIFFERENCE : 0.063			
LAP	SECTOR 1	SECTOR 2	SECTOR 3	LAP TIME	MPH	DIFF	TIME OF DAY		
1 -	27.666	103.7	22.136	124.5	32.043	100.1	1:21.845	103.63 7.292 10:57:48.459	
2 -	27.382	107.2	20.831	130.5	IN PIT		1:18.345 P	108.25 3.792 10:59:06.804	
3 -	OUTLAP	96.6	22.807	115.7	33.272	100.7	3:49.103	37.02 2:34.550 11:02:55.907	
4 -	26.292	106.5	20.893	123.3	30.472	101.5	1:17.657	109.21 3.104 11:04:13.564	
5 -	25.301	108.0	20.145	132.1	29.679	101.5	1:15.125	112.89 0.572 11:05:28.689	
6 -	25.146	<b>108.4</b>	20.185	132.6	29.468	<b>101.6</b>	1:14.799	113.39 0.246 11:06:43.488	
7 -	<b>25.118</b>	107.8	20.142	132.8	29.364	101.3	1:14.624 (2)	113.65 0.071 11:07:58.112	
8 -	25.231	107.3	20.259	131.8	29.653	99.8	1:15.143	112.87 0.590 11:09:13.255	
9 -	25.424	107.8	20.187	132.6	29.608	99.8	1:15.219	112.75 0.666 11:10:28.474	
10 -	25.625	106.6	23.604	124.5	30.042	101.3	1:19.271	106.99 4.718 11:11:47.745	
11 -	25.212	107.5	20.152	132.6	29.423	100.6	1:14.787 (3)	113.41 0.234 11:13:02.532	
<b>12 -</b>	25.181	108.0	<b>20.114</b>	<b>133.4</b>	<b>29.258</b>	100.7	<b>1:14.553 (1)</b>	<b>113.76</b>	<b>11:14:17.085</b>
13 -	25.204	108.0	20.249	132.3	29.587	99.1	1:15.040	113.02 0.487 11:15:32.125	

P10 12		Ayrton SIMMONS				Arden			
IDEAL LAP TIME : 1:14.594		BEST LAP TIME : 1:14.689				DIFFERENCE : 0.095			
LAP	SECTOR 1	SECTOR 2	SECTOR 3	LAP TIME	MPH	DIFF	TIME OF DAY		
1 -	26.227	107.2	20.439	130.8	34.794	100.0	1:21.460	104.11 6.771 10:58:22.654	
2 -	25.579	<b>108.2</b>	20.213	131.8	29.473	100.9	1:15.265	112.68 0.576 10:59:37.919	
3 -	25.395	107.7	20.235	132.3	<b>29.290</b>	101.5	1:14.920	113.20 0.231 11:00:52.839	
4 -	25.423	107.0	20.298	131.5	29.533	101.2	1:15.254	112.70 0.565 11:02:08.093	
5 -	25.270	107.3	20.331	130.8	29.517	101.2	1:15.118	112.91 0.429 11:03:23.211	
6 -	27.202	100.4	22.038	113.3	30.684	100.6	1:19.924	106.12 5.235 11:04:43.135	
7 -	25.418	107.5	20.365	130.8	29.635	101.3	1:15.418	112.46 0.729 11:05:58.553	
8 -	25.269	108.0	20.388	130.5	IN PIT		1:15.207 P	112.77 0.518 11:07:13.760	
9 -	OUTLAP	89.9	23.542	116.9	32.201	100.1	3:42.269	38.15 2:27.580 11:10:56.029	
10 -	25.285	107.7	20.159	<b>132.6</b>	29.322	<b>101.6</b>	1:14.766 (3)	113.44 0.077 11:12:10.795	
11 -	<b>25.151</b>	107.8	<b>20.153</b>	<b>132.6</b>	29.445	101.2	1:14.749 (2)	113.46 0.060 11:13:25.544	
<b>12 -</b>	25.192	<b>108.2</b>	20.181	<b>132.6</b>	29.316	101.3	<b>1:14.689 (1)</b>	<b>113.55</b>	<b>11:14:40.233</b>

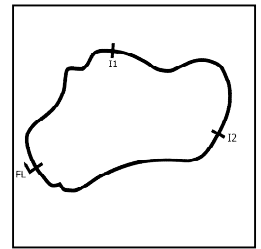
P11 92		Daniel CAO				Double R			
IDEAL LAP TIME : 1:14.770		BEST LAP TIME : 1:14.770				DIFFERENCE : 0.000			
LAP	SECTOR 1	SECTOR 2	SECTOR 3	LAP TIME	MPH	DIFF	TIME OF DAY		
1 -	27.108	105.5	21.151	127.5	30.984	97.8	1:19.243	107.03 4.473 10:57:47.425	
2 -	25.974	106.8	20.303	131.5	30.429	101.0	1:16.706	110.57 1.936 10:59:04.131	
3 -	25.591	107.8	20.404	131.3	30.392	101.0	1:16.387	111.03 1.617 11:00:20.518	
4 -	25.475	<b>108.4</b>	20.236	<b>133.4</b>	30.049	100.0	1:15.760	111.95 0.990 11:01:36.278	
5 -	25.595	107.8	21.310	126.3	IN PIT		1:17.800 P	109.01 3.030 11:02:54.078	
6 -	OUTLAP	97.5	22.995	111.1	33.096	93.8	4:19.266	32.71 3:04.496 11:07:13.344	
7 -	26.139	106.0	20.403	131.8	30.152	101.0	1:16.694	110.59 1.924 11:08:30.038	
8 -	25.332	107.7	20.232	132.1	29.723	<b>101.8</b>	1:15.287	112.65 0.517 11:09:45.325	
9 -	25.351	107.3	20.190	132.8	29.679	101.0	1:15.220	112.75 0.450 11:11:00.545	
10 -	25.207	107.7	20.165	132.6	29.435	100.6	1:14.807 (2)	113.37 0.037 11:12:15.352	
<b>11 -</b>	<b>25.187</b>	107.7	<b>20.162</b>	133.1	<b>29.421</b>	100.4	<b>1:14.770 (1)</b>	<b>113.43</b>	<b>11:13:30.122</b>
12 -	25.250	107.5	20.218	132.6	29.512	100.4	1:14.980 (3)	113.11 0.210 11:14:45.102	

Weather / Track : Bright / Dry

Thruxton  
Circuit Length = 2.3560 miles  
Start: 10:54 Flag 11:14 End: 11:16

# 2017 F4 British Championship

## QUALIFYING - ROUND 7 - SECTOR ANALYSIS



SECTOR 1 = FL to I1, SECTOR 2 = I1 to I2, SECTOR 3 = I2 to FL, DIFF = Difference To Personal Best Lap, P = Crossed Finish Line in Pit Lane, D = Time Disallowed

P12 6		Lucas ROY				Carlin					
IDEAL LAP TIME : 1:14.602		BEST LAP TIME : 1:14.860				DIFFERENCE : 0.258					
LAP	SECTOR 1		SECTOR 2		SECTOR 3		LAP TIME	MPH	DIFF	TIME OF DAY	
1 -	26.994	106.6	20.884	129.5	31.386	100.7	1:19.264	107.00	4.404	10:57:39.957	
2 -	25.646	<b>108.9</b>	20.093	131.8	32.885	100.6	1:18.624	107.87	3.764	10:58:58.581	
3 -	25.688	108.7	20.245	131.5	30.065	98.5	1:15.998	111.60	1.138	11:00:14.579	
4 -	25.734	108.0	21.339	122.6	30.505	99.7	1:17.578	109.33	2.718	11:01:32.157	
5 -	26.288	107.0	20.677	128.8	29.638	<b>101.0</b>	1:16.603	110.72	1.743	11:02:48.760	
6 -	25.803	107.8	20.305	131.5	29.459	100.4	1:15.567	112.23	0.707	11:04:04.327	
7 -	25.832	107.3	20.223	131.8	29.689	99.5	1:15.744	111.97	0.884	11:05:20.071	
8 -	26.016	96.2	24.113	115.1	31.095	99.5	1:21.224	104.42	6.364	11:06:41.295	
9 -	26.019	103.8	21.612	105.3	IN PIT		1:18.763	<b>P</b> 107.68	3.903	11:08:00.058	
10 -	OUTLAP	103.4	21.332	129.0	30.949	100.0	3:06.765	45.41	1:51.905	11:11:06.823	
11 -	25.510	108.2	<b>20.052</b>	<b>133.9</b>	29.423	100.9	1:14.985	<b>(3)</b> 113.11	0.125	11:12:21.808	
<b>12 -</b>	25.647	106.6	20.096	133.6	<b>29.117</b>	100.7	<b>1:14.860</b>	<b>(1)</b> <b>113.29</b>		<b>11:13:36.668</b>	
13 -	<b>25.433</b>	<b>108.9</b>	20.060	133.1	29.392	99.4	1:14.885	<b>(2)</b> 113.26	0.025	11:14:51.553	

P13 2 CC		Harry WEBB				Richardson Racing					
IDEAL LAP TIME : 1:14.808		BEST LAP TIME : 1:14.904				DIFFERENCE : 0.096					
LAP	SECTOR 1		SECTOR 2		SECTOR 3		LAP TIME	MPH	DIFF	TIME OF DAY	
1 -	30.463	101.2	23.037	114.5	31.092	100.3	1:24.592	100.26	9.688	10:58:00.673	
2 -	25.619	108.0	20.793	128.3	29.977	101.2	1:16.389	111.03	1.485	10:59:17.062	
3 -	25.448	106.8	20.629	129.8	29.847	101.5	1:15.924	111.71	1.020	11:00:32.986	
4 -	25.246	106.8	20.496	131.0	29.822	100.0	1:15.564	112.24	0.660	11:01:48.550	
5 -	28.926	79.1	25.171	117.5	IN PIT		1:28.807	<b>P</b> 95.50	13.903	11:03:17.357	
6 -	OUTLAP	78.8	26.293	80.4	40.711	99.5	3:42.943	38.04	2:28.039	11:07:00.300	
7 -	25.527	108.5	20.360	131.3	<b>29.374</b>	101.6	1:15.261	<b>(3)</b> 112.69	0.357	11:08:15.561	
<b>8 -</b>	25.165	<b>109.1</b>	<b>20.326</b>	<b>131.5</b>	29.413	<b>101.9</b>	<b>1:14.904</b>	<b>(1)</b> <b>113.23</b>		<b>11:09:30.465</b>	
9 -	26.693	97.3	21.310	129.8	IN PIT		1:21.267	<b>P</b> 104.36	6.363	11:10:51.732	
10 -	OUTLAP	107.2	20.355	131.0	30.076	101.8	2:41.519	52.51	1:26.615	11:13:33.251	
11 -	<b>25.108</b>	107.8	20.397	131.0	29.539	101.5	1:15.044	<b>(2)</b> 113.02	0.140	11:14:48.295	

P14 91		Jacky LIU				GW Motorsport					
IDEAL LAP TIME : 1:15.210		BEST LAP TIME : 1:15.308				DIFFERENCE : 0.098					
LAP	SECTOR 1		SECTOR 2		SECTOR 3		LAP TIME	MPH	DIFF	TIME OF DAY	
1 -	27.247	104.8	21.117	128.5	30.602	<b>100.6</b>	1:18.966	107.40	3.658	10:57:38.938	
2 -	26.147	<b>108.5</b>	20.293	130.0	30.031	98.9	1:16.471	110.91	1.163	10:58:55.409	
3 -	25.739	107.8	<b>20.151</b>	132.8	29.969	100.4	1:15.859	111.80	0.551	11:00:11.268	
4 -	25.907	106.8	20.253	<b>133.4</b>	30.414	100.0	1:16.574	110.76	1.266	11:01:27.842	
5 -	25.838	106.6	20.279	131.5	29.855	100.0	1:15.972	111.64	0.664	11:02:43.814	
6 -	25.654	106.6	20.349	131.5	29.869	100.1	1:15.872	111.78	0.564	11:03:59.686	
7 -	25.859	106.8	20.395	130.8	30.101	100.0	1:16.355	111.08	1.047	11:05:16.041	
8 -	25.782	107.5	20.393	131.0	IN PIT		1:17.154	<b>P</b> 109.93	1.846	11:06:33.195	
9 -	OUTLAP	104.5	20.835	130.0	30.064	99.7	4:59.245	28.34	3:43.937	11:11:32.440	
10 -	25.473	106.3	20.286	132.1	30.026	100.4	1:15.785	<b>(3)</b> 111.91	0.477	11:12:48.225	
<b>11 -</b>	<b>25.417</b>	107.5	20.249	132.3	<b>29.642</b>	99.5	<b>1:15.308</b>	<b>(1)</b> <b>112.62</b>		<b>11:14:03.533</b>	
12 -	25.468	106.8	20.353	132.1	29.722	100.1	1:15.543	<b>(2)</b> 112.27	0.235	11:15:19.076	

Weather / Track : Bright / Dry

Thruxton  
Circuit Length = 2.3560 miles  
Start: 10:54 Flag 11:14 End: 11:16



## 2017 F4 British Championship

### QUALIFYING - ROUND 7 - BEST SPEEDS

POS	INTERMEDIATE 1			INTERMEDIATE 2			FINISH LINE		
	NO	NAME	MPH	NO	NAME	MPH	NO	NAME	MPH
1	76	LUNDQVIST	109.4	38	CAROLINE	134.7	76	LUNDQVIST	102.4
2	14	MASSAAD	109.4	5	YORK	134.4	81	PIASTRI	102.4
3	21	PASMA	109.2	14	MASSAAD	134.4	38	CAROLINE	102.1
4	2	WEBB	109.1	31	SARGEANT	133.9	14	MASSAAD	102.1
5	6	ROY	108.9	6	ROY	133.9	7	QUINN	101.9
6	7	QUINN	108.7	76	LUNDQVIST	133.6	2	WEBB	101.9
7	38	CAROLINE	108.7	81	PIASTRI	133.6	92	CAO	101.8
8	81	PIASTRI	108.7	21	PASMA	133.6	89	SHARP	101.6
9	31	SARGEANT	108.5	7	QUINN	133.4	12	SIMMONS	101.6
10	91	LIU	108.5	89	SHARP	133.4	5	YORK	101.5
11	89	SHARP	108.4	92	CAO	133.4	21	PASMA	101.5
12	92	CAO	108.4	91	LIU	133.4	31	SARGEANT	101.3
13	5	YORK	108.2	12	SIMMONS	132.6	6	ROY	101.0
14	12	SIMMONS	108.2	2	WEBB	131.5	91	LIU	100.6

Weather / Track : Bright / Dry

Results can be found at [www.tsl-timing.com](http://www.tsl-timing.com)

Thruxton  
Circuit Length = 2.3560 miles  
Start: 10:54 Flag 11:14 End: 11:16

Printed - 11:19 Saturday, 06 May 2017

# 2017 F4 British Championship

## QUALIFYING - ROUND 7 - BEST SECTORS

SECTOR 1			SECTOR 2			SECTOR 3			IDEAL / BEST COMPARISON						
POS	NO	NAME	TIME	NO	NAME	TIME	NO	NAME	TIME	POS	NO	NAME	IDEAL	BEST	DIFF
													<b>PERFECT LAP</b>	<b>1:13.725</b>	
1	7	QUINN	24.867	38	CAROLINE	19.926	5	YORK	28.932	1	5	YORK	1:13.782	1:13.790	0.008
2	5	YORK	24.911	5	YORK	19.939	7	QUINN	28.933	2	38	CAROLINE	1:13.836	1:13.974	0.138
3	38	CAROLINE	24.976	31	SARGEANT	19.977	38	CAROLINE	28.934	3	7	QUINN	1:13.893	1:13.908	0.015
4	76	LUNDQVIST	24.980	76	LUNDQVIST	19.985	31	SARGEANT	28.997	4	76	LUNDQVIST	1:13.977	1:14.140	0.163
5	31	SARGEANT	25.021	14	MASSAAD	20.032	76	LUNDQVIST	29.012	5	31	SARGEANT	1:13.995	1:14.021	0.026
6	81	PIASTRI	25.023	21	PASMA	20.034	21	PASMA	29.099	6	21	PASMA	1:14.177	1:14.369	0.192
7	14	MASSAAD	25.035	6	ROY	20.052	81	PIASTRI	29.111	7	81	PIASTRI	1:14.221	1:14.238	0.017
8	21	PASMA	25.044	81	PIASTRI	20.087	6	ROY	29.117	8	14	MASSAAD	1:14.304	1:14.467	0.163
9	2	WEBB	25.108	7	QUINN	20.093	14	MASSAAD	29.237	9	89	SHARP	1:14.490	1:14.553	0.063
10	89	SHARP	25.118	89	SHARP	20.114	89	SHARP	29.258	10	12	SIMMONS	1:14.594	1:14.689	0.095
11	12	SIMMONS	25.151	91	LIU	20.151	12	SIMMONS	29.290	11	6	ROY	1:14.602	1:14.860	0.258
12	92	CAO	25.187	12	SIMMONS	20.153	2	WEBB	29.374	12	92	CAO	1:14.770	1:14.770	0.000
13	91	LIU	25.417	92	CAO	20.162	92	CAO	29.421	13	2	WEBB	1:14.808	1:14.904	0.096
14	6	ROY	25.433	2	WEBB	20.326	91	LIU	29.642	14	91	LIU	1:15.210	1:15.308	0.098

Weather / Track : Bright / Dry

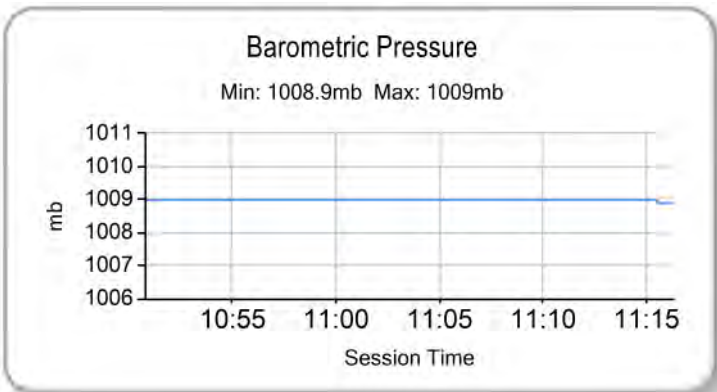
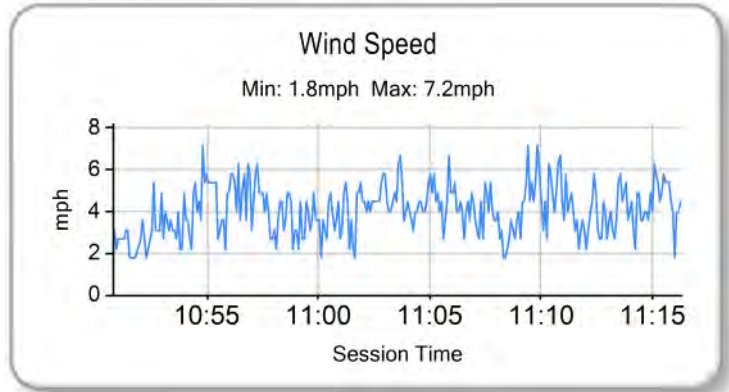
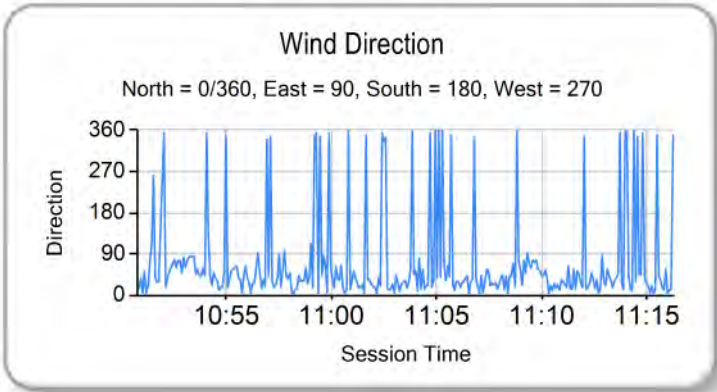
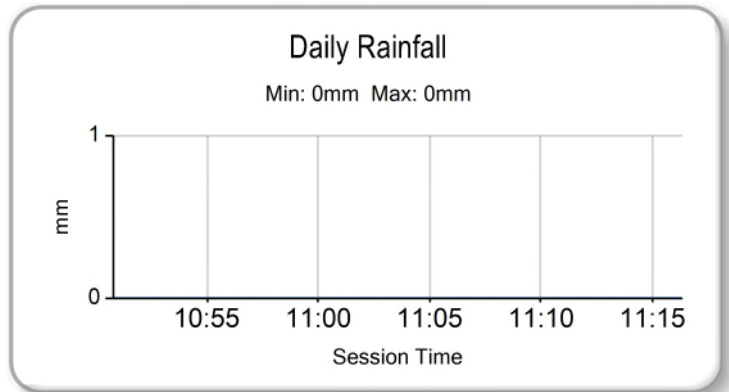
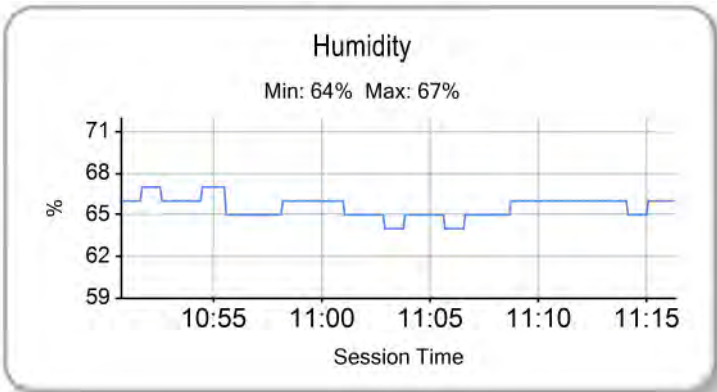
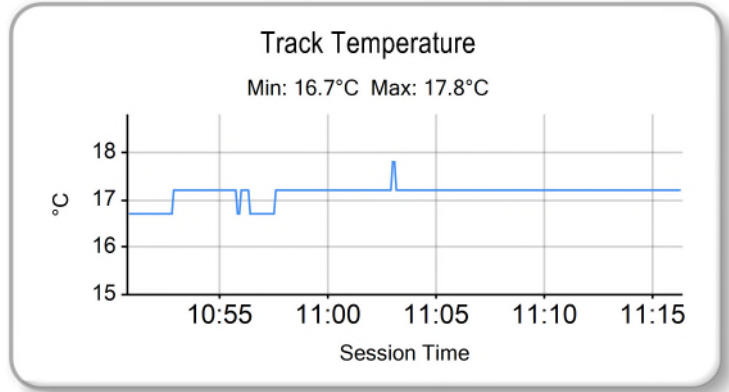
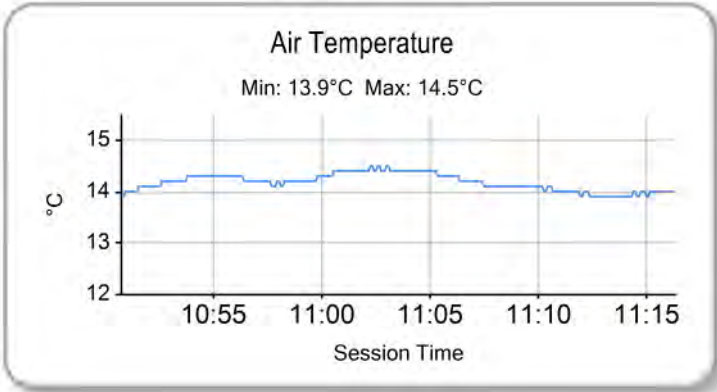
Results can be found at [www.tsl-timing.com](http://www.tsl-timing.com)

Thruxton  
 Circuit Length = 2.3560 miles  
 Start: 10:54 Flag 11:14 End: 11:16

Printed - 11:18 Saturday, 06 May 2017

# 2017 F4 British Championship

## QUALIFYING - ROUND 7 - WEATHER CONDITIONS



Weather / Track : Bright / Dry

Results can be found at [www.tsl-timing.com](http://www.tsl-timing.com)

Thruxton  
 Circuit Length = 2.3560 miles  
 Start: 10:54 Flag 11:14 End: 11:16

Printed - 11:19 Saturday, 06 May 2017

# 2017 F4 British Championship

## ROUND 7 - GRID (20 minutes)

ROW 7	13	<b>2</b>	Harry WEBB	1:14.904	14	<b>91</b>	Jacky LIU	1:15.308
ROW 6	11	<b>92</b>	Daniel CAO	1:14.770	12	<b>6</b>	Lucas ROY	1:14.860
ROW 5	9	<b>89</b>	Jamie SHARP	1:14.553	10	<b>12</b>	Ayrton SIMMONS	1:14.689
ROW 4	7	<b>21</b>	Patrik PASMA	1:14.369	8	<b>14</b>	Karl MASSAAD	1:14.467
ROW 3	5	<b>76</b>	Linus LUNDQVIST	1:14.140	6	<b>81</b>	Oscar PIASTRI	1:14.238
ROW 2	3	<b>38</b>	Jamie CAROLINE	1:13.974	4	<b>31</b>	Logan SARGEANT	1:14.021
ROW 1	1	<b>5</b>	Oliver YORK	1:13.790	2	<b>7</b>	Alex QUINN	1:13.908
<b>Pole</b>								

Thruxton  
Circuit Length = 2.3560 miles

These results are provisional until the conclusion of any judicial and technical matters.

Clerk Of Course :	Timekeeper :
-------------------	--------------

Results can be found at [www.tsl-timing.com](http://www.tsl-timing.com)

Printed - 11:20 Saturday, 06 May 2017

# 2017 F4 British Championship

## ROUND 9 - GRID (20 minutes)

ROW 7	13	<b>2</b>	Harry WEBB	1:15.044	14	<b>91</b>	Jacky LIU	1:15.543
ROW 6	11	<b>92</b>	Daniel CAO	1:14.807	12	<b>6</b>	Lucas ROY	1:14.885
ROW 5	9	<b>89</b>	Jamie SHARP	1:14.624	10	<b>12</b>	Ayrton SIMMONS	1:14.749
ROW 4	7	<b>21</b>	Patrik PASMA	1:14.450	8	<b>14</b>	Karl MASSAAD	1:14.513
ROW 3	5	<b>81</b>	Oscar PIASTRI	1:14.241	6	<b>76</b>	Linus LUNDQVIST	1:14.276
ROW 2	3	<b>38</b>	Jamie CAROLINE	1:14.018	4	<b>31</b>	Logan SARGEANT	1:14.026
ROW 1	1	<b>7</b>	Alex QUINN	1:13.931	2	<b>5</b>	Oliver YORK	1:14.001
<b>Pole</b>								

Thruxton  
Circuit Length = 2.3560 miles

These results are provisional until the conclusion of any judicial and technical matters.

Clerk Of Course :	Timekeeper :
-------------------	--------------

Results can be found at [www.tsl-timing.com](http://www.tsl-timing.com)

Printed - 11:20 Saturday, 06 May 2017

# 2017 F4 British Championship

## ROUND 7 - CLASSIFICATION

POS	NO	CL	PIC NAME	NAT	ENTRY	LAPS	TIME	GAP	DIFF	MPH	BEST	ON
1	38		1 Jamie CAROLINE	GBR	Carlin	16	20:02.312			112.87	1:14.279	3
2	7		2 Alex QUINN	GBR	Arden	16	20:04.397	2.085	2.085	112.67	1:14.383	10
3	14		3 Karl MASSAAD	LEB	Double R	16	20:07.042	4.730	2.645	112.42	1:14.311	3
4	5	CC	1 Oliver YORK	GBR	Fortec	16	20:11.794	9.482	4.752	111.98	1:14.573	12
5	76		4 Linus LUNDQVIST	SWE	Double R	16	20:11.990	9.678	0.196	111.96	1:13.756	8
6	31		5 Logan SARGEANT	USA	Carlin	16	20:12.198	9.886	0.208	111.95	1:14.221	12
7	81		6 Oscar PIASTRI	AUS	Arden	16	20:12.247	9.935	0.049	111.94	1:14.284	12
8	12		7 Ayrton SIMMONS	GBR	Arden	16	20:12.495	10.183	0.248	111.92	1:14.509	13
9	89		8 Jamie SHARP	GBR	Sharp Motorsport	16	20:13.727	11.415	1.232	111.80	1:14.665	10
10	2	CC	2 Harry WEBB	GBR	Richardson Racing	16	20:19.219	16.907	5.492	111.30	1:14.728	8
11	92		9 Daniel CAO	CHN	Double R	16	20:21.638	19.326	2.419	111.08	1:14.996	8
12	91		10 Jacky LIU	CHN	GW Motorsport	16	20:25.991	23.679	4.353	110.69	1:15.446	10
13	21		11 Patrik PASMA	FIN	Carlin	16	20:35.126	32.814	9.135	109.87	1:14.453	13

NOT CLASSIFIED

DNF	6		Lucas ROY	GER	Carlin	1	1:52.805	15 Laps	15 Laps	75.18		
-----	---	--	-----------	-----	--------	---	----------	---------	---------	-------	--	--

FASTEST LAP

76			Linus LUNDQVIST	SWE	Double R	8	1:13.756		114.99 mph		185.06 kph	
5	CC		Oliver YORK	GBR	Fortec	12	1:14.573		113.73 mph		183.03 kph	

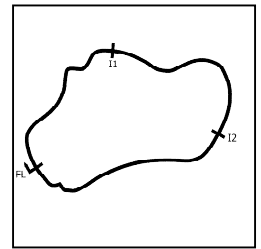
Weather / Track : Bright / Dry  
 These results are provisional until the conclusion of any judicial and technical matters.

Thruxton  
 Circuit Length = 2.3560 miles  
 Start: 15:06 Flag 15:26 End: 15:26

Clerk Of Course :	Timekeeper :
-------------------	--------------

# 2017 F4 British Championship

## ROUND 7 - SECTOR ANALYSIS



SECTOR 1 = FL to I1, SECTOR 2 = I1 to I2, SECTOR 3 = I2 to FL, DIFF = Difference To Personal Best Lap, P = Crossed Finish Line in Pit Lane, D = Time Disallowed

P1 38		Jamie CAROLINE					Carlin				
IDEAL LAP TIME : 1:14.043		BEST LAP TIME : 1:14.279					DIFFERENCE : 0.236				
LAP	SECTOR 1		SECTOR 2		SECTOR 3		LAP TIME	MPH	DIFF	TIME OF DAY	
1 -		98.9	20.608	132.1	29.268	101.9	1:22.910	102.29	8.631	15:07:33.549	
2 -	25.377	108.5	20.171	132.3	29.334	101.9	1:14.882	113.26	0.603	15:08:48.431	
3 -	25.281	<b>109.1</b>	<b>19.766</b>	<b>134.7</b>	29.232	<b>103.8</b>	<b>1:14.279 (1)</b>	<b>114.18</b>		<b>15:10:02.710</b>	
4 -	25.225	107.3	20.139	133.1	29.736	98.2	1:15.100	112.93	0.821	15:11:17.810	
5 -	25.392	107.8	20.118	133.6	29.298	100.3	1:14.808	113.37	0.529	15:12:32.618	
6 -	25.329	108.2	20.056	133.1	29.202	101.0	1:14.587	113.71	0.308	15:13:47.205	
7 -	25.259	108.2	20.064	133.4	29.332	99.2	1:14.655	113.61	0.376	15:15:01.860	
8 -	25.260	108.4	20.050	133.4	29.227	100.0	1:14.537	113.79	0.258	15:16:16.397	
9 -	25.328	108.4	20.047	133.4	29.274	100.4	1:14.649	113.61	0.370	15:17:31.046	
10 -	25.279	107.5	20.095	132.8	29.293	100.3	1:14.667	113.59	0.388	15:18:45.713	
11 -	<b>25.148</b>	107.5	20.148	133.1	29.308	99.8	1:14.604	113.68	0.325	15:20:00.317	
12 -	25.234	108.0	20.113	133.4	<b>29.129</b>	100.9	1:14.476 (3)	113.88	0.197	15:21:14.793	
13 -	25.202	108.0	20.134	132.6	29.355	100.6	1:14.691	113.55	0.412	15:22:29.484	
14 -	25.168	108.5	20.082	133.1	29.151	101.3	1:14.401 (2)	113.99	0.122	15:23:43.885	
15 -	25.195	107.5	20.125	132.8	29.229	101.2	1:14.549	113.77	0.270	15:24:58.434	
16 -	25.196	108.0	20.066	133.1	29.255	101.5	1:14.517	113.82	0.238	15:26:12.951	

P2 7		Alex QUINN					Arden				
IDEAL LAP TIME : 1:14.192		BEST LAP TIME : 1:14.383					DIFFERENCE : 0.191				
LAP	SECTOR 1		SECTOR 2		SECTOR 3		LAP TIME	MPH	DIFF	TIME OF DAY	
1 -		103.8	20.321	132.3	29.866	<b>101.2</b>	1:21.897	103.56	7.514	15:07:32.536	
2 -	25.927	107.3	<b>20.012</b>	132.3	29.516	<b>101.2</b>	1:15.455	112.40	1.072	15:08:47.991	
3 -	25.300	107.2	20.025	<b>133.9</b>	29.677	<b>101.2</b>	1:15.002	113.08	0.619	15:10:02.993	
4 -	26.153	104.0	20.327	132.1	30.245	98.1	1:16.725	110.54	2.342	15:11:19.718	
5 -	25.524	107.0	20.222	132.3	29.648	98.6	1:15.394	112.49	1.011	15:12:35.112	
6 -	25.244	107.0	20.174	132.6	29.414	100.4	1:14.832	113.34	0.449	15:13:49.944	
7 -	25.117	107.5	20.170	131.8	29.316	100.7	1:14.603	113.68	0.220	15:15:04.547	
8 -	25.025	107.8	20.109	133.1	29.435	99.8	1:14.569	113.74	0.186	15:16:19.116	
9 -	25.099	107.7	20.159	132.6	<b>29.198</b>	<b>101.2</b>	1:14.456 (3)	113.91	0.073	15:17:33.572	
10 -	24.988	107.3	20.140	132.3	29.255	100.7	<b>1:14.383 (1)</b>	<b>114.02</b>		<b>15:18:47.955</b>	
11 -	24.989	107.7	20.163	132.3	29.296	100.7	1:14.448 (2)	113.92	0.065	15:20:02.403	
12 -	25.056	107.7	20.166	132.6	29.248	100.9	1:14.470	113.89	0.087	15:21:16.873	
13 -	25.041	107.3	20.209	131.8	29.216	101.0	1:14.466	113.89	0.083	15:22:31.339	
14 -	25.019	<b>108.0</b>	20.130	132.6	29.367	100.3	1:14.516	113.82	0.133	15:23:45.855	
15 -	25.077	107.2	20.218	132.3	29.313	101.0	1:14.608	113.68	0.225	15:25:00.463	
16 -	<b>24.982</b>	107.7	20.160	132.1	29.431	101.0	1:14.573	113.73	0.190	15:26:15.036	

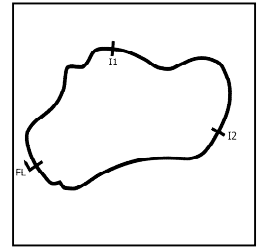
P3 14		Karl MASSAAD					Double R				
IDEAL LAP TIME : 1:14.131		BEST LAP TIME : 1:14.311					DIFFERENCE : 0.180				
LAP	SECTOR 1		SECTOR 2		SECTOR 3		LAP TIME	MPH	DIFF	TIME OF DAY	
1 -		102.1	20.143	<b>135.8</b>	29.417	<b>102.9</b>	1:22.537	102.76	8.226	15:07:33.176	
2 -	25.624	108.4	20.804	130.8	29.398	101.6	1:15.826	111.85	1.515	15:08:49.002	
3 -	25.245	<b>109.6</b>	<b>19.829</b>	135.5	29.237	102.4	<b>1:14.311 (1)</b>	<b>114.13</b>		<b>15:10:03.313</b>	
4 -	26.513	104.3	20.201	135.0	30.354	97.8	1:17.068	110.05	2.757	15:11:20.381	
5 -	25.451	108.7	20.017	134.4	29.531	102.6	1:14.999	113.08	0.688	15:12:35.380	
6 -	26.244	103.0	20.337	133.4	29.359	101.9	1:15.940	111.68	1.629	15:13:51.320	
7 -	25.218	108.0	20.130	133.4	29.276	101.2	1:14.624	113.65	0.313	15:15:05.944	
8 -	25.263	108.0	20.111	133.4	29.241	101.9	1:14.615	113.67	0.304	15:16:20.559	
9 -	25.180	108.7	20.063	133.9	<b>29.200</b>	101.8	1:14.443 (2)	113.93	0.132	15:17:35.002	
10 -	<b>25.102</b>	107.8	20.103	132.8	29.372	101.5	1:14.577	113.72	0.266	15:18:49.579	
11 -	25.259	108.0	20.188	132.8	29.340	101.5	1:14.787	113.41	0.476	15:20:04.366	
12 -	25.219	108.5	20.182	133.4	29.326	102.2	1:14.727	113.50	0.416	15:21:19.093	
13 -	25.121	107.5	20.241	132.3	29.378	101.8	1:14.740	113.48	0.429	15:22:33.833	
14 -	25.113	108.4	20.118	133.1	29.240	102.2	1:14.471 (3)	113.89	0.160	15:23:48.304	
15 -	25.152	108.0	20.141	133.1	29.391	102.6	1:14.684	113.56	0.373	15:25:02.988	
16 -	25.110	108.7	20.082	133.1	29.501	102.6	1:14.693	113.55	0.382	15:26:17.681	

Weather / Track : Bright / Dry

Thruxton  
Circuit Length = 2.3560 miles  
Start: 15:06 Flag 15:26 End: 15:26

# 2017 F4 British Championship

## ROUND 7 - SECTOR ANALYSIS



SECTOR 1 = FL to I1, SECTOR 2 = I1 to I2, SECTOR 3 = I2 to FL, DIFF = Difference To Personal Best Lap, P = Crossed Finish Line in Pit Lane, D = Time Disallowed

P4		5 CC		Oliver YORK			Fortec			
IDEAL LAP TIME : 1:14.442		BEST LAP TIME : 1:14.573			DIFFERENCE : 0.131					
LAP	SECTOR 1		SECTOR 2		SECTOR 3		LAP TIME	MPH	DIFF	TIME OF DAY
1 -		104.5	20.156	132.6	29.676	100.6	1:21.195	104.45	6.622	15:07:31.834
2 -	25.381	106.6	20.100	132.3	29.518	99.8	1:14.999	113.08	0.426	15:08:46.833
3 -	25.347	107.5	20.071	133.1	30.469	93.4	1:15.887	111.76	1.314	15:10:02.720
4 -	26.718	104.8	20.191	133.9	30.275	96.4	1:17.184	109.88	2.611	15:11:19.904
5 -	25.613	107.5	20.126	133.4	29.676	100.6	1:15.415	112.46	0.842	15:12:35.319
6 -	26.595	101.2	20.362	<b>134.2</b>	29.780	100.6	1:16.737	110.52	2.164	15:13:52.056
7 -	25.583	105.8	20.126	133.6	29.366	100.6	1:15.075	112.97	0.502	15:15:07.131
8 -	25.270	107.7	20.060	133.1	29.383	100.4	1:14.713 (2)	113.52	0.140	15:16:21.844
9 -	25.277	107.3	20.076	133.4	29.364	100.3	1:14.717 (3)	113.51	0.144	15:17:36.561
10 -	<b>25.142</b>	106.8	<b>20.038</b>	132.8	29.629	99.7	1:14.809	113.37	0.236	15:18:51.370
11 -	25.235	107.5	20.193	132.3	29.359	100.6	1:14.787	113.41	0.214	15:20:06.157
<b>12 -</b>	25.172	<b>108.0</b>	20.139	133.1	<b>29.262</b>	<b>100.7</b>	<b>1:14.573 (1)</b>	<b>113.73</b>		<b>15:21:20.730</b>
13 -	25.470	106.6	20.152	132.6	29.436	100.3	1:15.058	113.00	0.485	15:22:35.788
14 -	25.956	104.0	20.324	132.1	29.545	100.0	1:15.825	111.85	1.252	15:23:51.613
15 -	25.350	106.6	20.151	132.6	29.702	100.3	1:15.203	112.78	0.630	15:25:06.816
16 -	25.300	106.1	20.148	132.3	30.169	98.2	1:15.617	112.16	1.044	15:26:22.433

P5		76		Linus LUNDQVIST			Double R			
IDEAL LAP TIME : 1:13.727		BEST LAP TIME : 1:13.756			DIFFERENCE : 0.029					
LAP	SECTOR 1		SECTOR 2		SECTOR 3		LAP TIME	MPH	DIFF	TIME OF DAY
1 -		105.3	20.391	<b>136.1</b>	29.711	<b>102.2</b>	1:22.052	103.36	8.296	15:07:32.691
2 -	25.415	107.0	19.898	134.7	29.319	100.0	1:14.632	113.64	0.876	15:08:47.323
3 -	25.225	<b>108.5</b>	19.966	133.9	30.356	90.9	1:15.547	112.26	1.791	15:10:02.870
4 -	26.808	103.8	20.088	135.2	37.032	91.5	1:23.928	101.05	10.172	15:11:26.798
5 -	25.718	105.1	20.184	133.4	29.354	101.5	1:15.256	112.70	1.500	15:12:42.054
6 -	25.033	<b>108.5</b>	19.931	133.6	29.125	101.6	1:14.089 (2)	114.47	0.333	15:13:56.143
7 -	<b>24.941</b>	<b>108.5</b>	19.946	134.4	29.286	100.0	1:14.173 (3)	114.34	0.417	15:15:10.316
<b>8 -</b>	24.970	<b>108.5</b>	<b>19.809</b>	134.2	<b>28.977</b>	101.3	<b>1:13.756 (1)</b>	<b>114.99</b>		<b>15:16:24.072</b>
9 -	25.302	107.3	19.886	134.7	29.065	101.9	1:14.253	114.22	0.497	15:17:38.325
10 -	25.505	107.0	20.143	132.6	29.697	98.9	1:15.345	112.57	1.589	15:18:53.670
11 -	25.288	108.4	19.989	133.9	29.566	98.5	1:14.843	113.32	1.087	15:20:08.513
12 -	25.085	108.4	19.918	134.7	29.193	100.0	1:14.196	114.31	0.440	15:21:22.709
13 -	25.038	<b>108.5</b>	19.911	134.2	29.383	99.7	1:14.332	114.10	0.576	15:22:37.041
14 -	25.186	<b>108.5</b>	20.382	133.9	29.831	99.7	1:15.399	112.48	1.643	15:23:52.440
15 -	25.770	105.1	20.151	132.8	29.194	101.6	1:15.115	112.91	1.359	15:25:07.555
16 -	25.089	107.8	19.904	135.0	30.081	96.9	1:15.074	112.97	1.318	15:26:22.629

P6		31		Logan SARGEANT			Carlin			
IDEAL LAP TIME : 1:13.986		BEST LAP TIME : 1:14.221			DIFFERENCE : 0.235					
LAP	SECTOR 1		SECTOR 2		SECTOR 3		LAP TIME	MPH	DIFF	TIME OF DAY
1 -		104.5	20.351	133.6	29.366	100.3	1:21.630	103.90	7.409	15:07:32.269
2 -	25.542	107.3	19.997	133.4	29.764	100.1	1:15.303	112.63	1.082	15:08:47.572
3 -	25.403	108.4	19.896	134.2	30.227	82.8	1:15.526	112.30	1.305	15:10:03.098
4 -	27.293	99.1	20.426	133.9	30.247	96.6	1:17.966	108.78	3.745	15:11:21.064
5 -	25.425	<b>108.5</b>	<b>19.788</b>	<b>135.5</b>	29.654	101.0	1:14.867	113.28	0.646	15:12:35.931
6 -	26.239	101.3	20.563	133.6	29.537	100.9	1:16.339	111.10	2.118	15:13:52.270
7 -	25.784	106.8	20.047	133.6	29.766	98.6	1:15.597	112.19	1.376	15:15:07.867
8 -	25.687	107.2	20.209	132.6	29.301	101.3	1:15.197	112.79	0.976	15:16:23.064
9 -	25.179	<b>108.5</b>	19.841	134.7	29.349	101.5	1:14.369 (3)	114.04	0.148	15:17:37.433
10 -	25.130	108.0	19.852	135.0	29.333	101.3	1:14.315 (2)	114.13	0.094	15:18:51.748
11 -	25.866	<b>108.5</b>	19.937	134.4	29.185	100.4	1:14.988	113.10	0.767	15:20:06.736
<b>12 -</b>	<b>25.120</b>	107.3	20.023	134.4	<b>29.078</b>	101.3	<b>1:14.221 (1)</b>	<b>114.27</b>		<b>15:21:20.957</b>
13 -	25.533	106.6	20.119	132.6	29.339	<b>101.6</b>	1:14.991	113.10	0.770	15:22:35.948
14 -	26.116	103.5	20.272	133.4	29.925	98.9	1:16.313	111.14	2.092	15:23:52.261
15 -	26.336	104.8	20.093	133.6	29.201	101.3	1:15.630	112.14	1.409	15:25:07.891
16 -	25.191	108.0	19.901	134.2	29.854	98.2	1:14.946	113.16	0.725	15:26:22.837

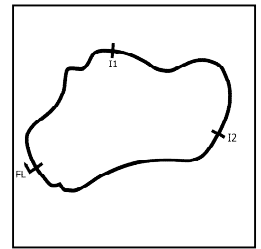
Weather / Track : Bright / Dry

Thruxton  
Circuit Length = 2.3560 miles  
Start: 15:06 Flag 15:26 End: 15:26



# 2017 F4 British Championship

## ROUND 7 - SECTOR ANALYSIS



SECTOR 1 = FL to I1, SECTOR 2 = I1 to I2, SECTOR 3 = I2 to FL, DIFF = Difference To Personal Best Lap, P = Crossed Finish Line in Pit Lane, D = Time Disallowed

P7 81		Oscar PIASTRI					Arden				
IDEAL LAP TIME : 1:14.014		BEST LAP TIME : 1:14.284					DIFFERENCE : 0.270				
LAP	SECTOR 1	SECTOR 2		SECTOR 3		LAP TIME	MPH	DIFF	TIME OF DAY		
1 -		104.3	20.204	135.5	29.862	102.1	1:22.317	103.03	8.033	15:07:32.956	
2 -	25.671	107.7	20.115	133.4	29.500	99.8	1:15.286	112.65	1.002	15:08:48.242	
3 -	25.671	<b>108.7</b>	<b>19.830</b>	135.2	29.412	100.6	1:14.913	113.21	0.629	15:10:03.155	
4 -	26.804	102.7	20.142	<b>136.3</b>	30.640	96.6	1:17.586	109.31	3.302	15:11:20.741	
5 -	25.387	108.0	19.966	135.0	29.459	102.1	1:14.812	113.37	0.528	15:12:35.553	
6 -	26.416	100.9	20.436	135.8	29.488	99.7	1:16.340	111.10	2.056	15:13:51.893	
7 -	25.916	107.3	20.174	133.9	29.729	97.8	1:15.819	111.86	1.535	15:15:07.712	
8 -	25.512	106.6	20.139	133.4	29.346	101.8	1:14.997	113.09	0.713	15:16:22.709	
9 -	25.064	108.5	19.970	134.2	29.267	101.6	1:14.301 (2)	114.15	0.017	15:17:37.010	
10 -	<b>25.022</b>	107.8	19.934	133.6	29.694	100.3	1:14.650	113.61	0.366	15:18:51.660	
11 -	25.555	107.5	20.110	133.1	29.599	101.8	1:15.264	112.69	0.980	15:20:06.924	
12 -	25.124	<b>108.7</b>	19.998	135.0	<b>29.162</b>	102.4	<b>1:14.284 (1)</b>	<b>114.17</b>		<b>15:21:21.208</b>	
13 -	25.470	107.8	19.947	132.1	29.471	<b>102.6</b>	1:14.888	113.25	0.604	15:22:36.096	
14 -	26.043	105.6	20.698	133.1	29.736	99.2	1:16.477	110.90	2.193	15:23:52.573	
15 -	26.416	106.3	20.015	134.4	29.315	101.8	1:15.746	111.97	1.462	15:25:08.319	
16 -	25.186	107.7	19.959	133.9	29.422	101.6	1:14.567 (3)	113.74	0.283	15:26:22.886	

P8 12		Ayrton SIMMONS					Arden				
IDEAL LAP TIME : 1:14.233		BEST LAP TIME : 1:14.509					DIFFERENCE : 0.276				
LAP	SECTOR 1	SECTOR 2		SECTOR 3		LAP TIME	MPH	DIFF	TIME OF DAY		
1 -		101.2	20.523	132.8	29.565	101.2	1:23.498	101.57	8.989	15:07:34.137	
2 -	25.488	108.4	20.051	130.8	29.632	100.9	1:15.171	112.83	0.662	15:08:49.308	
3 -	25.307	107.8	19.989	134.2	<b>29.243</b>	101.2	1:14.539 (2)	113.78	0.030	15:10:03.847	
4 -	26.645	92.4	21.297	132.6	29.913	99.1	1:17.855	108.94	3.346	15:11:21.702	
5 -	25.687	107.0	20.127	<b>134.7</b>	29.318	<b>101.6</b>	1:15.132	112.88	0.623	15:12:36.834	
6 -	25.575	104.2	21.191	131.5	30.422	98.8	1:17.188	109.88	2.679	15:13:54.022	
7 -	25.762	105.1	20.260	132.3	29.540	100.1	1:15.562	112.24	1.053	15:15:09.584	
8 -	25.238	108.4	20.063	133.9	29.522	101.0	1:14.823	113.35	0.314	15:16:24.407	
9 -	25.228	<b>108.7</b>	<b>19.886</b>	133.6	29.649	101.5	1:14.763	113.44	0.254	15:17:39.170	
10 -	25.352	107.8	19.976	132.1	29.861	99.5	1:15.189	112.80	0.680	15:18:54.359	
11 -	25.235	108.2	19.994	133.9	29.464	101.3	1:14.693	113.55	0.184	15:20:09.052	
12 -	25.383	108.0	20.011	134.2	29.356	100.9	1:14.750	113.46	0.241	15:21:23.802	
13 -	25.150	108.0	20.089	133.1	29.270	100.7	<b>1:14.509 (1)</b>	<b>113.83</b>		<b>15:22:38.311</b>	
14 -	25.153	108.2	19.999	133.6	29.429	99.5	1:14.581	113.72	0.072	15:23:52.892	
15 -	25.788	104.0	20.234	132.1	29.666	101.2	1:15.688	112.06	1.179	15:25:08.580	
16 -	<b>25.104</b>	107.8	19.992	133.9	29.458	100.9	1:14.554 (3)	113.76	0.045	15:26:23.134	

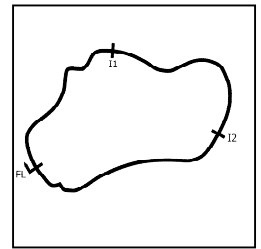
P9 89		Jamie SHARP					Sharp Motorsport				
IDEAL LAP TIME : 1:14.401		BEST LAP TIME : 1:14.665					DIFFERENCE : 0.264				
LAP	SECTOR 1	SECTOR 2		SECTOR 3		LAP TIME	MPH	DIFF	TIME OF DAY		
1 -		101.6	20.843	134.4	30.152	100.7	1:24.649	100.19	9.984	15:07:35.288	
2 -	25.457	<b>108.4</b>	20.077	133.6	29.538	101.0	1:15.072	112.97	0.407	15:08:50.360	
3 -	25.282	107.2	19.930	135.5	29.721	95.3	1:14.933	113.18	0.268	15:10:05.293	
4 -	25.530	107.2	20.705	133.9	30.050	100.6	1:16.285	111.18	1.620	15:11:21.578	
5 -	26.267	106.8	20.011	<b>136.1</b>	<b>29.289</b>	<b>101.9</b>	1:15.567	112.23	0.902	15:12:37.145	
6 -	25.400	104.2	20.812	132.1	30.508	96.2	1:16.720	110.55	2.055	15:13:53.865	
7 -	26.060	107.2	20.255	135.0	30.113	98.9	1:16.428	110.97	1.763	15:15:10.293	
8 -	25.584	107.7	20.010	134.2	29.460	100.6	1:15.054	113.00	0.389	15:16:25.347	
9 -	25.295	108.2	19.983	134.7	29.573	100.0	1:14.851 (3)	113.31	0.186	15:17:40.198	
10 -	<b>25.214</b>	108.2	<b>19.898</b>	134.2	29.553	100.6	<b>1:14.665 (1)</b>	<b>113.59</b>		<b>15:18:54.863</b>	
11 -	25.284	108.0	20.049	133.4	29.342	101.3	1:14.675 (2)	113.58	0.010	15:20:09.538	
12 -	25.467	107.0	20.088	134.7	29.312	100.9	1:14.867	113.28	0.202	15:21:24.405	
13 -	25.463	107.2	20.128	133.1	29.560	98.9	1:15.151	112.86	0.486	15:22:39.556	
14 -	25.427	107.7	20.049	133.9	29.397	101.5	1:14.873	113.27	0.208	15:23:54.429	
15 -	25.440	106.3	20.110	133.6	29.482	101.2	1:15.032	113.03	0.367	15:25:09.461	
16 -	25.265	107.7	20.215	132.8	29.425	101.3	1:14.905	113.23	0.240	15:26:24.366	

Weather / Track : Bright / Dry

Thruxton  
Circuit Length = 2.3560 miles  
Start: 15:06 Flag 15:26 End: 15:26

# 2017 F4 British Championship

## ROUND 7 - SECTOR ANALYSIS



SECTOR 1 = FL to I1, SECTOR 2 = I1 to I2, SECTOR 3 = I2 to FL, DIFF = Difference To Personal Best Lap, P = Crossed Finish Line in Pit Lane, D = Time Disallowed

P10		2 CC		Harry WEBB			Richardson Racing				
IDEAL LAP TIME : 1:14.604		BEST LAP TIME : 1:14.728			DIFFERENCE : 0.124						
LAP	SECTOR 1	SECTOR 2		SECTOR 3		LAP TIME	MPH	DIFF	TIME OF DAY		
1 -		101.8	20.800	132.8	29.961	100.3	1:24.290	100.62	9.562	15:07:34.929	
2 -	25.397	<b>108.2</b>	20.198	132.3	29.514	101.5	1:15.109	112.92	0.381	15:08:50.038	
3 -	25.230	<b>108.2</b>	<b>20.036</b>	<b>134.4</b>	29.517	101.2	1:14.783 (2)	113.41	0.055	15:10:04.821	
4 -	25.902	102.7	20.753	131.8	29.882	97.9	1:16.537	110.81	1.809	15:11:21.358	
5 -	25.455	107.5	20.101	133.4	29.394	101.5	1:14.950 (3)	113.16	0.222	15:12:36.308	
6 -	25.961	102.4	21.011	131.5	29.596	<b>101.6</b>	1:16.568	110.77	1.840	15:13:52.876	
7 -	25.993	105.6	20.584	129.5	29.639	101.3	1:16.216	111.28	1.488	15:15:09.092	
8 -	<b>25.215</b>	<b>108.2</b>	20.160	133.1	<b>29.353</b>	101.0	<b>1:14.728 (1)</b>	<b>113.49</b>		<b>15:16:23.820</b>	
9 -	25.279	107.8	20.163	132.3	29.666	101.2	1:15.108	112.92	0.380	15:17:38.928	
10 -	25.352	107.3	20.194	132.1	31.845	97.1	1:17.391	109.59	2.663	15:18:56.319	
11 -	25.711	106.6	20.452	131.0	29.911	101.0	1:16.074	111.49	1.346	15:20:12.393	
12 -	25.362	106.5	20.404	131.3	29.785	100.4	1:15.551	112.26	0.823	15:21:27.944	
13 -	25.369	105.5	20.538	130.0	29.678	100.7	1:15.585	112.21	0.857	15:22:43.529	
14 -	25.326	107.5	20.365	130.5	29.902	99.8	1:15.593	112.20	0.865	15:23:59.122	
15 -	25.379	107.0	20.335	131.0	29.682	101.0	1:15.396	112.49	0.668	15:25:14.518	
16 -	25.242	107.5	20.340	131.3	29.758	100.4	1:15.340	112.57	0.612	15:26:29.858	

P11		92		Daniel CAO			Double R				
IDEAL LAP TIME : 1:14.918		BEST LAP TIME : 1:14.996			DIFFERENCE : 0.078						
LAP	SECTOR 1	SECTOR 2		SECTOR 3		LAP TIME	MPH	DIFF	TIME OF DAY		
1 -		102.9	21.029	130.5	32.943	92.6	1:28.056	96.31	13.060	15:07:38.695	
2 -	26.048	106.8	20.192	131.5	29.937	99.1	1:16.177	111.34	1.181	15:08:54.872	
3 -	25.849	105.1	20.369	131.3	30.465	96.6	1:16.683	110.60	1.687	15:10:11.555	
4 -	25.658	106.6	20.241	132.3	29.824	100.4	1:15.723	112.00	0.727	15:11:27.278	
5 -	25.623	106.5	20.110	<b>133.6</b>	29.663	<b>100.9</b>	1:15.396	112.49	0.400	15:12:42.674	
6 -	25.369	<b>108.0</b>	<b>20.089</b>	133.1	29.831	99.4	1:15.289	112.65	0.293	15:13:57.963	
7 -	25.345	107.5	20.123	132.6	29.648	100.6	1:15.116 (2)	112.91	0.120	15:15:13.079	
8 -	<b>25.189</b>	107.3	20.109	132.8	29.698	100.6	<b>1:14.996 (1)</b>	<b>113.09</b>		<b>15:16:28.075</b>	
9 -	25.336	105.8	20.163	132.8	29.800	100.3	1:15.299	112.63	0.303	15:17:43.374	
10 -	25.300	106.6	20.229	131.5	30.047	100.7	1:15.576	112.22	0.580	15:18:58.950	
11 -	25.231	107.3	20.258	131.8	29.843	100.6	1:15.332	112.58	0.336	15:20:14.282	
12 -	25.287	107.2	20.270	132.6	29.811	100.3	1:15.368	112.53	0.372	15:21:29.650	
13 -	25.370	107.8	20.214	131.8	<b>29.640</b>	100.6	1:15.224 (3)	112.75	0.228	15:22:44.874	
14 -	25.240	107.3	20.211	132.6	29.870	100.7	1:15.321	112.60	0.325	15:24:00.195	
15 -	26.006	105.5	20.272	131.8	29.770	<b>100.9</b>	1:16.048	111.52	1.052	15:25:16.243	
16 -	25.293	106.8	20.262	132.1	30.479	100.7	1:16.034	111.55	1.038	15:26:32.277	

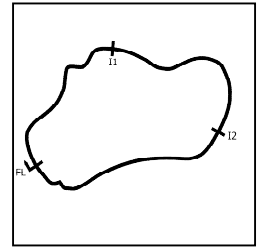
P12		91		Jacky LIU			GW Motorsport				
IDEAL LAP TIME : 1:15.219		BEST LAP TIME : 1:15.446			DIFFERENCE : 0.227						
LAP	SECTOR 1	SECTOR 2		SECTOR 3		LAP TIME	MPH	DIFF	TIME OF DAY		
1 -		104.2	20.978	129.3	32.544	94.5	1:27.790	96.61	12.344	15:07:38.429	
2 -	25.822	105.5	20.262	131.3	30.183	97.6	1:16.267	111.20	0.821	15:08:54.696	
3 -	26.619	106.0	20.231	131.8	30.181	99.4	1:17.031	110.10	1.585	15:10:11.727	
4 -	26.276	103.8	20.333	133.1	<b>29.646</b>	100.3	1:16.255	111.22	0.809	15:11:27.982	
5 -	25.662	104.3	20.306	<b>133.4</b>	29.688	99.8	1:15.656	112.10	0.210	15:12:43.638	
6 -	25.592	<b>107.3</b>	<b>20.131</b>	132.3	30.116	98.3	1:15.839	111.83	0.393	15:13:59.477	
7 -	25.549	107.2	20.255	132.1	29.765	100.1	1:15.569 (2)	112.23	0.123	15:15:15.046	
8 -	25.526	<b>107.3</b>	20.207	132.1	29.863	99.7	1:15.596	112.19	0.150	15:16:30.642	
9 -	25.602	107.0	20.184	132.3	29.818	100.3	1:15.604	112.18	0.158	15:17:46.246	
10 -	<b>25.442</b>	105.6	20.244	131.3	29.760	100.3	<b>1:15.446 (1)</b>	<b>112.41</b>		<b>15:19:01.692</b>	
11 -	25.510	106.6	20.337	131.5	29.739	100.0	1:15.586 (3)	112.21	0.140	15:20:17.278	
12 -	25.571	106.8	20.316	131.3	29.782	99.8	1:15.669	112.08	0.223	15:21:32.947	
13 -	25.637	107.0	20.336	131.0	29.948	99.4	1:15.921	111.71	0.475	15:22:48.868	
14 -	25.665	106.5	20.292	131.5	29.715	<b>100.4</b>	1:15.672	112.08	0.226	15:24:04.540	
15 -	25.895	106.5	20.305	131.3	30.059	99.7	1:16.259	111.22	0.813	15:25:20.799	
16 -	25.715	107.2	20.263	131.5	29.853	100.1	1:15.831	111.84	0.385	15:26:36.630	

Weather / Track : Bright / Dry

Thruxton  
Circuit Length = 2.3560 miles  
Start: 15:06 Flag 15:26 End: 15:26

# 2017 F4 British Championship

## ROUND 7 - SECTOR ANALYSIS



SECTOR 1 = FL to I1, SECTOR 2 = I1 to I2, SECTOR 3 = I2 to FL, DIFF = Difference To Personal Best Lap, P = Crossed Finish Line in Pit Lane, D = Time Disallowed

<b>P13 21</b>		<b>Patrik PASMA</b>					<b>Carlin</b>			
IDEAL LAP TIME : 1:14.344		BEST LAP TIME : 1:14.453			DIFFERENCE : 0.109					
LAP	SECTOR 1	SECTOR 2	SECTOR 3	LAP TIME	MPH	DIFF	TIME OF DAY			
1 -		100.9	20.508	134.2	29.510	<b>101.6</b>	1:23.309	101.80	8.856	15:07:33.948
2 -	25.415	108.5	20.363	131.5	29.921	101.5	1:15.699	112.04	1.246	15:08:49.647
3 -	25.231	107.0	20.303	132.3	29.234	101.3	1:14.768	113.43	0.315	15:10:04.415
4 -	26.135	101.3	20.701	132.6	30.280	96.0	1:17.116	109.98	2.663	15:11:21.531
5 -	25.763	106.5	20.113	<b>134.4</b>	29.240	<b>101.6</b>	1:15.116	112.91	0.663	15:12:36.647
6 -	25.748	103.2	20.516	134.2	29.513	<b>101.6</b>	1:15.777	111.92	1.324	15:13:52.424
7 -	26.323	104.5	20.571	132.1	29.469	100.4	1:16.363	111.06	1.910	15:15:08.787
8 -	<b>25.178</b>	<b>108.9</b>	20.110	133.4	29.315	101.3	1:14.603 <b>(3)</b>	113.68	0.150	15:16:23.390
9 -	25.194	108.5	20.019	133.9	29.531	97.1	1:14.744	113.47	0.291	15:17:38.134
10 -	25.467	106.5	20.162	132.6	30.136	99.4	1:15.765	111.94	1.312	15:18:53.899
11 -	25.435	107.3	20.185	133.1	29.374	100.9	1:14.994	113.09	0.541	15:20:08.893
12 -	25.322	107.8	20.027	134.2	29.214	101.2	1:14.563 <b>(2)</b>	113.75	0.110	15:21:23.456
<b>13 -</b>	25.229	108.5	20.012	133.6	<b>29.212</b>	100.1	<b>1:14.453 (1)</b>	<b>113.91</b>		<b>15:22:37.909</b>
14 -	25.267	107.5	<b>19.954</b>	134.2	29.673	100.1	1:14.894	113.24	0.441	15:23:52.803
15 -	47.296	102.9	20.465	132.3	29.626	100.3	1:37.387	87.09	22.934	15:25:30.190
16 -	25.771	106.6	20.151	133.1	29.653	100.6	1:15.575	112.22	1.122	15:26:45.765

<b>P14 6</b>		<b>Lucas ROY</b>					<b>Carlin</b>			
IDEAL LAP TIME :		BEST LAP TIME :			DIFFERENCE :					
LAP	SECTOR 1	SECTOR 2	SECTOR 3	LAP TIME	MPH	DIFF	TIME OF DAY			
1 -	<b>103.2</b>	<b>20.932</b>	<b>132.8</b>	<b>IN PIT</b>	1:52.805	<b>P</b>	75.18			15:08:03.444

# 2017 F4 British Championship

## ROUND 7 - BEST SPEEDS

POS	INTERMEDIATE 1			INTERMEDIATE 2			FINISH LINE		
	NO	NAME	MPH	NO	NAME	MPH	NO	NAME	MPH
1	14	MASSAAD	109.6	81	PIASTRI	136.3	38	CAROLINE	103.8
2	38	CAROLINE	109.1	76	LUNDQVIST	136.1	14	MASSAAD	102.9
3	21	PASMA	108.9	89	SHARP	136.1	81	PIASTRI	102.6
4	81	PIASTRI	108.7	14	MASSAAD	135.8	76	LUNDQVIST	102.2
5	12	SIMMONS	108.7	31	SARGEANT	135.5	89	SHARP	101.9
6	76	LUNDQVIST	108.5	38	CAROLINE	134.7	31	SARGEANT	101.6
7	31	SARGEANT	108.5	12	SIMMONS	134.7	12	SIMMONS	101.6
8	89	SHARP	108.4	2	WEBB	134.4	2	WEBB	101.6
9	2	WEBB	108.2	21	PASMA	134.4	21	PASMA	101.6
10	7	QUINN	108.0	5	YORK	134.2	7	QUINN	101.2
11	5	YORK	108.0	7	QUINN	133.9	92	CAO	100.9
12	92	CAO	108.0	92	CAO	133.6	5	YORK	100.7
13	91	LIU	107.3	91	LIU	133.4	91	LIU	100.4
14	6	ROY	103.2	6	ROY	132.8			

Weather / Track : Bright / Dry

Results can be found at [www.tsl-timing.com](http://www.tsl-timing.com)

Thruxton  
 Circuit Length = 2.3560 miles  
 Start: 15:06 Flag 15:26 End: 15:26

Printed - 15:28 Saturday, 06 May 2017

# 2017 F4 British Championship

## ROUND 7 - BEST SECTORS

SECTOR 1			SECTOR 2			SECTOR 3			IDEAL / BEST COMPARISON						
POS	NO	NAME	TIME	NO	NAME	TIME	NO	NAME	TIME	POS	NO	NAME	IDEAL	BEST	DIFF
													<b>PERFECT LAP</b>	<b>1:13.684</b>	
1	76	LUNDQVIST	24.941	38	CAROLINE	19.766	76	LUNDQVIST	28.977	1	76	LUNDQVIST	1:13.727	1:13.756	0.029
2	7	QUINN	24.982	31	SARGEANT	19.788	31	SARGEANT	29.078	2	31	SARGEANT	1:13.986	1:14.221	0.235
3	81	PIASTRI	25.022	76	LUNDQVIST	19.809	38	CAROLINE	29.129	3	81	PIASTRI	1:14.014	1:14.284	0.270
4	14	MASSAAD	25.102	14	MASSAAD	19.829	81	PIASTRI	29.162	4	38	CAROLINE	1:14.043	1:14.279	0.236
5	12	SIMMONS	25.104	81	PIASTRI	19.830	7	QUINN	29.198	5	14	MASSAAD	1:14.131	1:14.311	0.180
6	31	SARGEANT	25.120	12	SIMMONS	19.886	14	MASSAAD	29.200	6	7	QUINN	1:14.192	1:14.383	0.191
7	5	YORK	25.142	89	SHARP	19.898	21	PASMA	29.212	7	12	SIMMONS	1:14.233	1:14.509	0.276
8	38	CAROLINE	25.148	21	PASMA	19.954	12	SIMMONS	29.243	8	21	PASMA	1:14.344	1:14.453	0.109
9	21	PASMA	25.178	7	QUINN	20.012	5	YORK	29.262	9	89	SHARP	1:14.401	1:14.665	0.264
10	92	CAO	25.189	2	WEBB	20.036	89	SHARP	29.289	10	5	YORK	1:14.442	1:14.573	0.131
11	89	SHARP	25.214	5	YORK	20.038	2	WEBB	29.353	11	2	WEBB	1:14.604	1:14.728	0.124
12	2	WEBB	25.215	92	CAO	20.089	92	CAO	29.640	12	92	CAO	1:14.918	1:14.996	0.078
13	91	LIU	25.442	91	LIU	20.131	91	LIU	29.646	13	91	LIU	1:15.219	1:15.446	0.227
14				6	ROY	20.932				14	6	ROY			

Weather / Track : Bright / Dry

Results can be found at [www.tsl-timing.com](http://www.tsl-timing.com)

Thruxton  
 Circuit Length = 2.3560 miles  
 Start: 15:06 Flag 15:26 End: 15:26

Printed - 15:27 Saturday, 06 May 2017

# 2017 F4 British Championship

## ROUND 7 - LAP CHART

LAP 1 @ 15:07:31.834			LAP 2 @ 15:08:46.833			LAP 3 @ 15:10:02.710			LAP 4 @ 15:11:17.810			LAP 5 @ 15:12:32.618		
NO	BEHIND	LAP TIME	NO	BEHIND	LAP TIME	NO	BEHIND	LAP TIME	NO	BEHIND	LAP TIME	NO	BEHIND	LAP TIME
5		1:21.195	5		1:14.999	38		1:14.279	38		1:15.100	38		1:14.808
31	0.435	1:21.630	76	0.490	1:14.632	5	0.010	1:15.887	7	1.908	1:16.725	7	2.494	1:15.394
7	0.702	1:21.897	31	0.739	1:15.303	76	0.160	1:15.547	5	2.094	1:17.184	5	2.701	1:15.415
76	0.857	1:22.052	7	1.158	1:15.455	7	0.283	1:15.002	14	2.571	1:17.068	14	2.762	1:14.999
81	1.122	1:22.317	81	1.409	1:15.286	31	0.388	1:15.526	81	2.931	1:17.586	81	2.935	1:14.812
14	1.342	1:22.537	38	1.598	1:14.882	81	0.445	1:14.913	31	3.254	1:17.966	31	3.313	1:14.867
38	1.715	1:22.910	14	2.169	1:15.826	14	0.603	1:14.311	2	3.548	1:16.537	2	3.690	1:14.950
21	2.114	1:23.309	12	2.475	1:15.171	12	1.137	1:14.539	21	3.721	1:17.116	21	4.029	1:15.116
12	2.303	1:23.498	21	2.814	1:15.699	21	1.705	1:14.768	89	3.768	1:16.285	12	4.216	1:15.132
2	3.095	1:24.290	2	3.205	1:15.109	2	2.111	1:14.783	12	3.892	1:17.855	89	4.527	1:15.567
89	3.454	1:24.649	89	3.527	1:15.072	89	2.583	1:14.933	76	8.988	1:23.928	76	9.436	1:15.256
91	6.595	1:27.790	91	7.863	1:16.267	92	8.845	1:16.683	92	9.468	1:15.723	92	10.056	1:15.396
92	6.861	1:28.056	92	8.039	1:16.177	91	9.017	1:17.031	91	10.172	1:16.255	91	11.020	1:15.656
6	31.610	1:52.805 P												

Weather / Track : Bright / Dry

# 2017 F4 British Championship

## ROUND 7 - LAP CHART

LAP 6 @ 15:13:47.205			LAP 7 @ 15:15:01.860			LAP 8 @ 15:16:16.397			LAP 9 @ 15:17:31.046			LAP 10 @ 15:18:45.713		
NO	BEHIND	LAP TIME	NO	BEHIND	LAP TIME	NO	BEHIND	LAP TIME	NO	BEHIND	LAP TIME	NO	BEHIND	LAP TIME
<b>38</b>		1:14.587	<b>38</b>		1:14.655	<b>38</b>		1:14.537	<b>38</b>		1:14.649	<b>38</b>		1:14.667
<b>7</b>	2.739	1:14.832	<b>7</b>	2.687	1:14.603	<b>7</b>	2.719	1:14.569	<b>7</b>	2.526	1:14.456	<b>7</b>	2.242	1:14.383
<b>14</b>	4.115	1:15.940	<b>14</b>	4.084	1:14.624	<b>14</b>	4.162	1:14.615	<b>14</b>	3.956	1:14.443	<b>14</b>	3.866	1:14.577
<b>81</b>	4.688	1:16.340	<b>5</b>	5.271	1:15.075	<b>5</b>	5.447	1:14.713	<b>5</b>	5.515	1:14.717	<b>5</b>	5.657	1:14.809
<b>5</b>	4.851	1:16.737	<b>81</b>	5.852	1:15.819	<b>81</b>	6.312	1:14.997	<b>81</b>	5.964	1:14.301	<b>81</b>	5.947	1:14.650
<b>31</b>	5.065	1:16.339	<b>31</b>	6.007	1:15.597	<b>31</b>	6.667	1:15.197	<b>31</b>	6.387	1:14.369	<b>31</b>	6.035	1:14.315
<b>21</b>	5.219	1:15.777	<b>21</b>	6.927	1:16.363	<b>21</b>	6.993	1:14.603	<b>21</b>	7.088	1:14.744	<b>76</b>	7.957	1:15.345
<b>2</b>	5.671	1:16.568	<b>2</b>	7.232	1:16.216	<b>2</b>	7.423	1:14.728	<b>76</b>	7.279	1:14.253	<b>21</b>	8.186	1:15.765
<b>89</b>	6.660	1:16.720	<b>12</b>	7.724	1:15.562	<b>76</b>	7.675	1:13.756	<b>2</b>	7.882	1:15.108	<b>12</b>	8.646	1:15.189
<b>12</b>	6.817	1:17.188	<b>89</b>	8.433	1:16.428	<b>12</b>	8.010	1:14.823	<b>12</b>	8.124	1:14.763	<b>89</b>	9.150	1:14.665
<b>76</b>	8.938	1:14.089	<b>76</b>	8.456	1:14.173	<b>89</b>	8.950	1:15.054	<b>89</b>	9.152	1:14.851	<b>2</b>	10.606	1:17.391
<b>92</b>	10.758	1:15.289	<b>92</b>	11.219	1:15.116	<b>92</b>	11.678	1:14.996	<b>92</b>	12.328	1:15.299	<b>92</b>	13.237	1:15.576
<b>91</b>	12.272	1:15.839	<b>91</b>	13.186	1:15.569	<b>91</b>	14.245	1:15.596	<b>91</b>	15.200	1:15.604	<b>91</b>	15.979	1:15.446

Weather / Track : Bright / Dry

Thruxton  
 Circuit Length = 2.3560 miles  
 Start: 15:06 Flag 15:26 End: 15:26

# 2017 F4 British Championship

## ROUND 7 - LAP CHART

LAP 11 @ 15:20:00.317			LAP 12 @ 15:21:14.793			LAP 13 @ 15:22:29.484			LAP 14 @ 15:23:43.885			LAP 15 @ 15:24:58.434		
NO	BEHIND	LAP TIME	NO	BEHIND	LAP TIME	NO	BEHIND	LAP TIME	NO	BEHIND	LAP TIME	NO	BEHIND	LAP TIME
38		1:14.604	38		1:14.476	38		1:14.691	38		1:14.401	38		1:14.549
7	2.086	1:14.448	7	2.080	1:14.470	7	1.855	1:14.466	7	1.970	1:14.516	7	2.029	1:14.608
14	4.049	1:14.787	14	4.300	1:14.727	14	4.349	1:14.740	14	4.419	1:14.471	14	4.554	1:14.684
5	5.840	1:14.787	5	5.937	1:14.573	5	6.304	1:15.058	5	7.728	1:15.825	5	8.382	1:15.203
31	6.419	1:14.988	31	6.164	1:14.221	31	6.464	1:14.991	31	8.376	1:16.313	76	9.121	1:15.115
81	6.607	1:15.264	81	6.415	1:14.284	81	6.612	1:14.888	76	8.555	1:15.399	31	9.457	1:15.630
76	8.196	1:14.843	76	7.916	1:14.196	76	7.557	1:14.332	81	8.688	1:16.477	81	9.885	1:15.746
21	8.576	1:14.994	21	8.663	1:14.563	21	8.425	1:14.453	21	8.918	1:14.894	12	10.146	1:15.688
12	8.735	1:14.693	12	9.009	1:14.750	12	8.827	1:14.509	12	9.007	1:14.581	89	11.027	1:15.032
89	9.221	1:14.675	89	9.612	1:14.867	89	10.072	1:15.151	89	10.544	1:14.873	2	16.084	1:15.396
2	12.076	1:16.074	2	13.151	1:15.551	2	14.045	1:15.585	2	15.237	1:15.593	92	17.809	1:16.048
92	13.965	1:15.332	92	14.857	1:15.368	92	15.390	1:15.224	92	16.310	1:15.321	91	22.365	1:16.259
91	16.961	1:15.586	91	18.154	1:15.669	91	19.384	1:15.921	91	20.655	1:15.672	21	31.756	1:37.387

Weather / Track : Bright / Dry

Thruxton  
 Circuit Length = 2.3560 miles  
 Start: 15:06 Flag 15:26 End: 15:26



# 2017 F4 British Championship

## ROUND 7 - LAP CHART

**LAP 16** @ 15:26:12.951

NO	BEHIND	LAP TIME
38		1:14.517
7	2.085	1:14.573
14	4.730	1:14.693
5	9.482	1:15.617
76	9.678	1:15.074
31	9.886	1:14.946
81	9.935	1:14.567
12	10.183	1:14.554
89	11.415	1:14.905
2	16.907	1:15.340
92	19.326	1:16.034
91	23.679	1:15.831
21	32.814	1:15.575

Weather / Track : Bright / Dry

Results can be found at [www.tsl-timing.com](http://www.tsl-timing.com)

Page 4 of 4

Thruxton  
Circuit Length = 2.3560 miles  
Start: 15:06 Flag 15:26 End: 15:26

Printed - 15:28 Saturday, 06 May 2017

# 2017 F4 British Championship

## ROUND 7 - POSITION CHART

No	Name	Lap																
		Pos	1	2	3	4	5	6	7	8	9	10	11	12	13	14	15	16
5	YORK	1	5	5	38	38	38	38	38	38	38	38	38	38	38	38	38	38
7	QUINN	2	31	76	5	7	7	7	7	7	7	7	7	7	7	7	7	7
38	CAROLINE	3	7	31	76	5	5	14	14	14	14	14	14	14	14	14	14	14
31	SARGEANT	4	76	7	7	14	14	81	5	5	5	5	5	5	5	5	5	5
76	LUNDQVIST	5	81	81	31	81	81	5	81	81	81	81	31	31	31	31	76	76
81	PIASTRI	6	14	38	81	31	31	31	31	31	31	31	81	81	81	76	31	31
21	PASMA	7	38	14	14	2	2	21	21	21	21	76	76	76	76	81	81	81
14	MASSAAD	8	21	12	12	21	21	2	2	2	76	21	21	21	21	12	12	
89	SHARP	9	12	21	21	89	12	89	12	76	2	12	12	12	12	89	89	
12	SIMMONS	10	2	2	2	12	89	12	89	12	12	89	89	89	89	89	2	2
92	CAO	11	89	89	89	76	76	76	76	89	89	2	2	2	2	2	92	92
6	ROY	12	91	91	92	92	92	92	92	92	92	92	92	92	92	92	91	91
2	WEBB	13	92	92	91	91	91	91	91	91	91	91	91	91	91	91	21	21
91	LIU	14	6															

Weather / Track : Bright / Dry

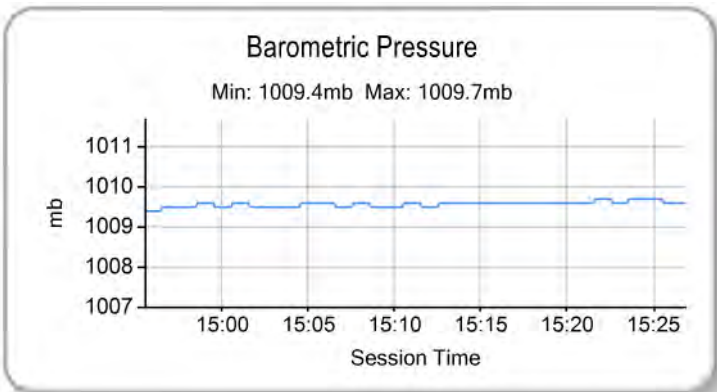
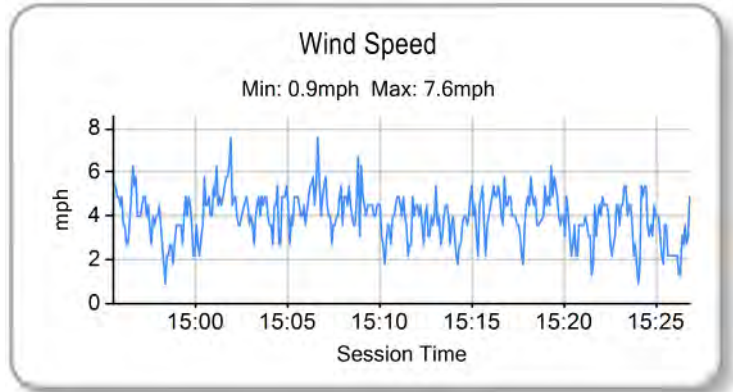
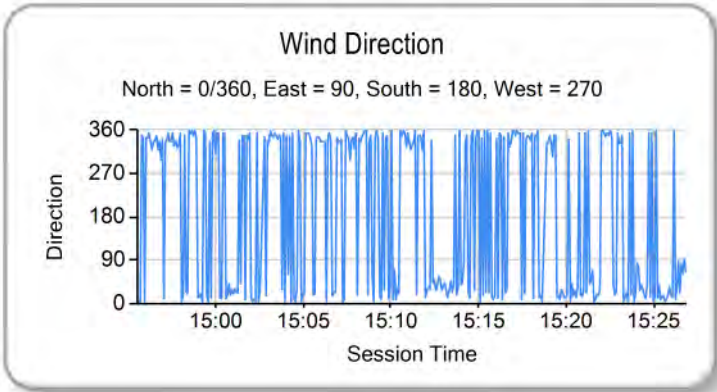
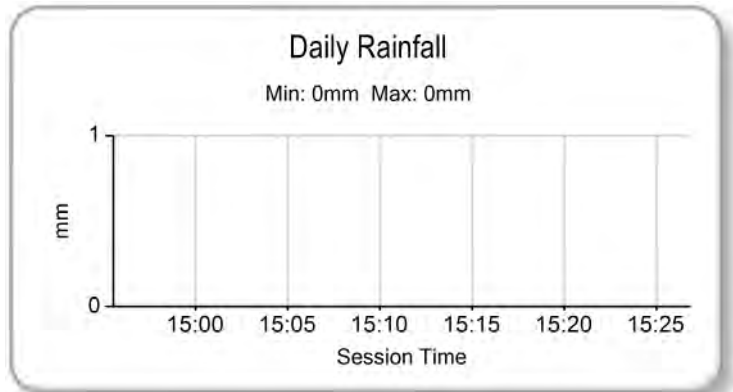
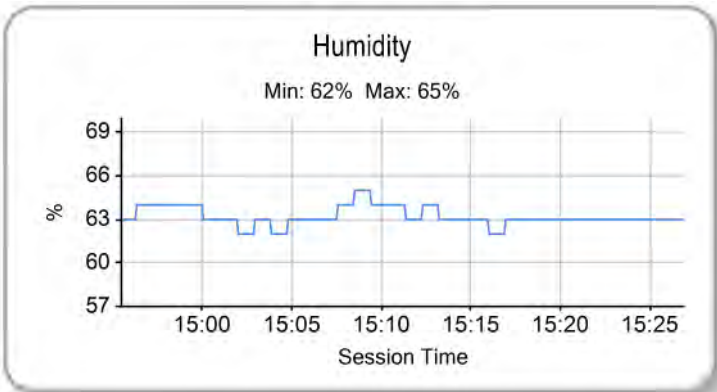
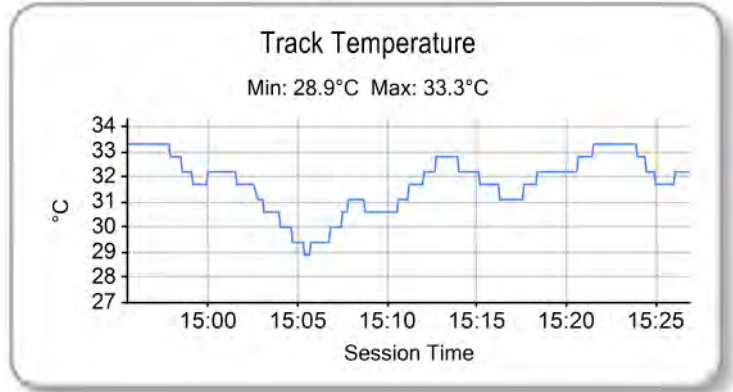
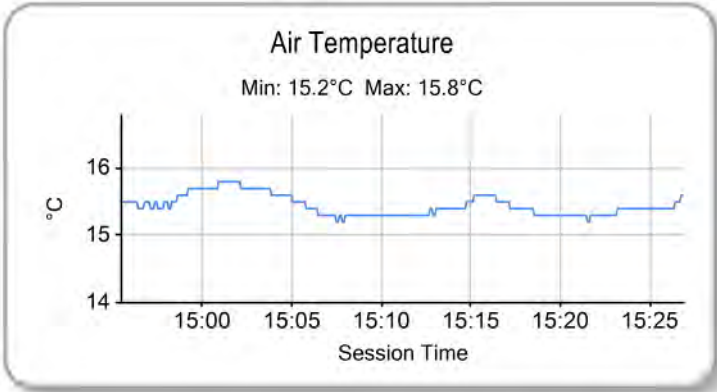
Results can be found at [www.tsl-timing.com](http://www.tsl-timing.com)

Thruxton  
 Circuit Length = 2.3560 miles  
 Start: 15:06 Flag 15:26 End: 15:26

Printed - 15:28 Saturday, 06 May 2017

# 2017 F4 British Championship

## ROUND 7 - WEATHER CONDITIONS



Weather / Track : Bright / Dry

Results can be found at [www.tsl-timing.com](http://www.tsl-timing.com)

Thruxton  
Circuit Length = 2.3560 miles  
Start: 15:06 Flag 15:26 End: 15:26

Printed - 15:28 Saturday, 06 May 2017

# 2017 F4 British Championship

## ROUND 8 - GRID (20 minutes)

ROW 7	13	<b>21</b> Patrik PASMA	14	<b>6</b> Lucas ROY
ROW 6	11	<b>92</b> Daniel CAO	12	<b>91</b> Jacky LIU
ROW 5	9	<b>89</b> Jamie SHARP	10	<b>2</b> Harry WEBB
ROW 4	7	<b>81</b> Oscar PIASTRI	8	<b>12</b> Ayrton SIMMONS
ROW 3	5	<b>7</b> Alex QUINN	6	<b>38</b> Jamie CAROLINE
ROW 2	3	<b>5</b> Oliver YORK	4	<b>14</b> Karl MASSAAD
ROW 1	1	<b>31</b> Logan SARGEANT	2	<b>76</b> Linus LUNDQVIST
<b>Pole</b>				

Thruxton  
Circuit Length = 2.3560 miles

These results are provisional until the conclusion of any judicial and technical matters.

Clerk Of Course :	Timekeeper :
-------------------	--------------

Results can be found at [www.tsl-timing.com](http://www.tsl-timing.com)

Printed - 15:30 Saturday, 06 May 2017

## 2017 F4 British Championship ROUND 8 - CLASSIFICATION

POS	NO	CL	PIC NAME	NAT	ENTRY	LAPS	TIME	GAP	DIFF	MPH	BEST	ON
1	38		1 Jamie CAROLINE	GBR	Carlin	16	20:05.985			112.52	1:14.348	4
2	76		2 Linus LUNDQVIST	SWE	Double R	16	20:09.865	3.880	3.880	112.16	1:14.167	3
3	81		3 Oscar PIASTRI	AUS	Arden	16	20:11.390	5.405	1.525	112.02	1:14.401	10
4	31		4 Logan SARGEANT	USA	Carlin	16	20:11.586	5.601	0.196	112.00	1:14.275	3
5	12		5 Ayrton SIMMONS	GBR	Arden	16	20:12.668	6.683	1.082	111.90	1:14.384	3
6	7		6 Alex QUINN	GBR	Arden	16	20:13.202	7.217	0.534	111.85	1:14.597	11
7	21		7 Patrik PASMA	FIN	Carlin	16	20:13.626	7.641	0.424	111.81	1:14.537	5
8	5	CC	1 Oliver YORK	GBR	Fortec	16	20:14.189	8.204	0.563	111.76	1:14.731	6
9	89		8 Jamie SHARP	GBR	Sharp Motorsport	16	20:19.472	13.487	5.283	111.28	1:14.794	5
10	2	CC	2 Harry WEBB	GBR	Richardson Racing	16	20:19.690	13.705	0.218	111.26	1:14.983	7
11	92		9 Daniel CAO	CHN	Double R	16	20:20.015	14.030	0.325	111.23	1:14.940	10
12	91		10 Jacky LIU	CHN	GW Motorsport	16	20:22.266	16.281	2.251	111.02	1:15.201	9
13	6		11 Lucas ROY	GER	Carlin	15	20:39.635	1 Lap	1 Lap	102.63	1:14.846	5

NOT CLASSIFIED

DNF	14		Karl MASSAAD	LEB	Double R	0						
-----	----	--	--------------	-----	----------	---	--	--	--	--	--	--

FASTEST LAP

76			Linus LUNDQVIST	SWE	Double R	3	1:14.167			114.35 mph	184.04 kph	
5	CC		Oliver YORK	GBR	Fortec	6	1:14.731			113.49 mph	182.65 kph	

Weather / Track : Bright / Dry

These results are provisional until the conclusion of any judicial and technical matters.

Thruxton

Circuit Length = 2.3560 miles

Start: 13:01 Flag 13:21 End: 13:22

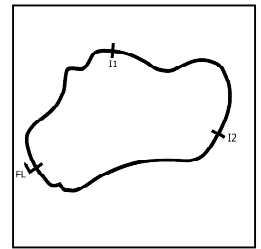
Clerk Of Course :	Timekeeper :
-------------------	--------------

Results can be found at [www.tsl-timing.com](http://www.tsl-timing.com)

Printed - 13:23 Sunday, 07 May 2017

# 2017 F4 British Championship

## ROUND 8 - SECTOR ANALYSIS



SECTOR 1 = FL to I1, SECTOR 2 = I1 to I2, SECTOR 3 = I2 to FL, DIFF = Difference To Personal Best Lap, P = Crossed Finish Line in Pit Lane, D = Time Disallowed

P1 38		Jamie CAROLINE					Carlin				
IDEAL LAP TIME : 1:14.222		BEST LAP TIME : 1:14.348					DIFFERENCE : 0.126				
LAP	SECTOR 1		SECTOR 2		SECTOR 3		LAP TIME	MPH	DIFF	TIME OF DAY	
1 -		105.0	20.112	132.8	29.623	100.1	1:20.772	105.00	6.424	13:02:55.902	
2 -	25.333	107.3	20.045	132.6	29.499	100.7	1:14.877	113.27	0.529	13:04:10.779	
3 -	25.253	<b>108.0</b>	<b>19.935</b>	133.4	29.425	100.6	1:14.613 (3)	113.67	0.265	13:05:25.392	
4 -	<b>25.046</b>	107.8	19.960	133.1	29.342	100.4	<b>1:14.348 (1)</b>	<b>114.07</b>		<b>13:06:39.740</b>	
5 -	25.156	107.2	20.125	132.8	29.529	100.3	1:14.810	113.37	0.462	13:07:54.550	
6 -	25.465	106.8	20.367	131.0	29.575	<b>101.9</b>	1:15.407	112.47	1.059	13:09:09.957	
7 -	26.101	104.5	20.082	<b>133.9</b>	<b>29.241</b>	100.0	1:15.424	112.45	1.076	13:10:25.381	
8 -	25.495	105.5	20.050	132.8	29.498	100.0	1:15.043	113.02	0.695	13:11:40.424	
9 -	25.458	107.7	19.977	132.8	29.333	101.0	1:14.768	113.43	0.420	13:12:55.192	
10 -	25.916	106.5	19.997	133.4	29.705	100.7	1:15.618	112.16	1.270	13:14:10.810	
11 -	25.351	107.3	20.155	133.4	29.602	100.7	1:15.108	112.92	0.760	13:15:25.918	
12 -	25.990	105.3	20.293	132.1	29.541	100.4	1:15.824	111.85	1.476	13:16:41.742	
13 -	25.359	105.0	20.102	133.4	29.434	100.6	1:14.895	113.24	0.547	13:17:56.637	
14 -	25.179	107.8	20.003	133.4	29.374	100.7	1:14.556 (2)	113.76	0.208	13:19:11.193	
15 -	25.354	<b>108.0</b>	20.001	133.4	29.450	100.6	1:14.805	113.38	0.457	13:20:25.998	
16 -	25.355	107.7	20.005	133.4	29.757	79.6	1:15.117	112.91	0.769	13:21:41.115	

P2 76		Linus LUNDQVIST					Double R				
IDEAL LAP TIME : 1:14.000		BEST LAP TIME : 1:14.167					DIFFERENCE : 0.167				
LAP	SECTOR 1		SECTOR 2		SECTOR 3		LAP TIME	MPH	DIFF	TIME OF DAY	
1 -		103.7	20.135	133.6	29.906	101.5	1:22.118	103.28	7.951	13:02:57.248	
2 -	25.133	107.5	20.160	128.5	29.625	<b>101.6</b>	1:14.918	113.21	0.751	13:04:12.166	
3 -	25.067	<b>108.9</b>	19.970	134.7	<b>29.130</b>	101.2	<b>1:14.167 (1)</b>	<b>114.35</b>		<b>13:05:26.333</b>	
4 -	<b>24.961</b>	108.0	<b>19.909</b>	133.4	29.309	100.9	1:14.179 (2)	114.33	0.012	13:06:40.512	
5 -	25.028	107.2	20.026	133.9	29.201	101.3	1:14.255 (3)	114.22	0.088	13:07:54.767	
6 -	25.354	108.4	20.439	132.1	29.224	100.0	1:15.017	113.06	0.850	13:09:09.784	
7 -	25.915	104.3	20.235	132.6	29.616	101.0	1:15.766	111.94	1.599	13:10:25.550	
8 -	25.601	103.2	20.303	132.3	29.269	101.2	1:15.173	112.82	1.006	13:11:40.723	
9 -	25.395	107.0	19.984	133.9	29.286	101.3	1:14.665	113.59	0.498	13:12:55.388	
10 -	25.918	106.1	19.933	135.0	29.784	101.3	1:15.635	112.13	1.468	13:14:11.023	
11 -	25.277	108.4	20.240	133.9	29.545	101.5	1:15.062	112.99	0.895	13:15:26.085	
12 -	25.682	104.3	20.565	132.6	29.794	100.4	1:16.041	111.53	1.874	13:16:42.126	
13 -	25.900	105.3	20.306	134.4	30.667	97.6	1:16.873	110.33	2.706	13:17:58.999	
14 -	26.025	105.3	19.952	<b>135.2</b>	30.249	97.5	1:16.226	111.26	2.059	13:19:15.225	
15 -	25.828	105.5	20.167	132.8	29.422	100.3	1:15.417	112.46	1.250	13:20:30.642	
16 -	24.982	107.5	20.026	133.6	29.345	99.8	1:14.353	114.07	0.186	13:21:44.995	

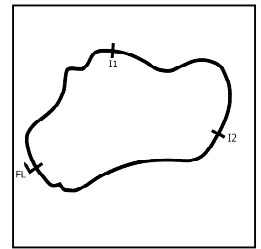
P3 81		Oscar PIASTRI					Arden				
IDEAL LAP TIME : 1:14.401		BEST LAP TIME : 1:14.401					DIFFERENCE : 0.000				
LAP	SECTOR 1		SECTOR 2		SECTOR 3		LAP TIME	MPH	DIFF	TIME OF DAY	
1 -		101.5	20.446	132.8	29.942	101.6	1:23.513	101.56	9.112	13:02:58.643	
2 -	25.243	<b>108.0</b>	19.984	<b>135.0</b>	30.539	95.3	1:15.766	111.94	1.365	13:04:14.409	
3 -	25.749	102.7	20.252	132.6	29.856	98.5	1:15.857	111.81	1.456	13:05:30.266	
4 -	25.225	107.0	20.073	132.8	29.730	101.0	1:15.028	113.04	0.627	13:06:45.294	
5 -	25.053	<b>108.0</b>	20.063	132.8	29.546	101.6	1:14.662 (3)	113.60	0.261	13:07:59.956	
6 -	25.052	107.7	20.091	132.6	29.576	100.3	1:14.719	113.51	0.318	13:09:14.675	
7 -	25.121	107.7	20.021	132.8	29.794	98.1	1:14.936	113.18	0.535	13:10:29.611	
8 -	25.373	107.5	20.096	132.3	29.519	101.0	1:14.988	113.10	0.587	13:11:44.599	
9 -	25.199	106.8	20.072	131.8	29.502	101.6	1:14.773	113.43	0.372	13:12:59.372	
10 -	<b>25.022</b>	<b>108.0</b>	<b>19.951</b>	133.4	<b>29.428</b>	101.3	<b>1:14.401 (1)</b>	<b>113.99</b>		<b>13:14:13.773</b>	
11 -	25.115	107.7	20.016	133.6	29.440	101.2	1:14.571 (2)	113.73	0.170	13:15:28.344	
12 -	25.636	104.5	20.105	133.9	29.470	<b>101.8</b>	1:15.211	112.77	0.810	13:16:43.555	
13 -	25.174	107.5	20.187	132.6	30.158	97.3	1:15.519	112.31	1.118	13:17:59.074	
14 -	26.294	103.4	20.311	133.1	29.722	97.5	1:16.327	111.12	1.926	13:19:15.401	
15 -	25.878	105.1	20.271	131.8	29.547	101.0	1:15.696	112.04	1.295	13:20:31.097	
16 -	25.334	101.6	20.485	132.3	29.604	99.7	1:15.423	112.45	1.022	13:21:46.520	

Weather / Track : Bright / Dry

Thruxton  
Circuit Length = 2.3560 miles  
Start: 13:01 Flag 13:21 End: 13:22

# 2017 F4 British Championship

## ROUND 8 - SECTOR ANALYSIS



SECTOR 1 = FL to I1, SECTOR 2 = I1 to I2, SECTOR 3 = I2 to FL, DIFF = Difference To Personal Best Lap, P = Crossed Finish Line in Pit Lane, D = Time Disallowed

P4 31		Logan SARGEANT					Carlin				
IDEAL LAP TIME : 1:14.172		BEST LAP TIME : 1:14.275					DIFFERENCE : 0.103				
LAP	SECTOR 1	SECTOR 2		SECTOR 3		LAP TIME	MPH	DIFF	TIME OF DAY		
1 -		103.8	20.331	131.5	30.127	100.6	1:22.387	102.94	8.112	13:02:57.517	
2 -	25.793	106.6	20.080	132.8	29.333	101.0	1:15.206	112.77	0.931	13:04:12.723	
3 -	25.100	107.8	<b>19.855</b>	<b>134.2</b>	29.320	101.6	<b>1:14.275 (1)</b>	<b>114.19</b>		<b>13:05:26.998</b>	
4 -	<b>25.075</b>	<b>108.4</b>	20.341	130.0	30.100	99.7	1:15.516	112.31	1.241	13:06:42.514	
5 -	25.351	107.8	19.980	133.1	29.399	100.7	1:14.730 (3)	113.49	0.455	13:07:57.244	
6 -	25.240	107.5	19.992	133.1	29.321	100.6	1:14.553 (2)	113.76	0.278	13:09:11.797	
7 -	25.586	104.8	20.186	133.4	<b>29.242</b>	100.4	1:15.014	113.06	0.739	13:10:26.811	
8 -	25.080	107.3	19.969	132.3	29.760	101.0	1:14.809	113.37	0.534	13:11:41.620	
9 -	25.231	<b>108.4</b>	20.095	132.6	29.536	<b>102.1</b>	1:14.862	113.29	0.587	13:12:56.482	
10 -	25.561	107.2	20.095	132.1	29.453	100.4	1:15.109	112.92	0.834	13:14:11.591	
11 -	25.774	105.3	20.259	133.4	30.350	97.9	1:16.383	111.04	2.108	13:15:27.974	
12 -	25.747	104.3	20.088	133.6	29.461	101.2	1:15.296	112.64	1.021	13:16:43.270	
13 -	25.241	107.5	20.084	133.6	30.171	97.6	1:15.496	112.34	1.221	13:17:58.766	
14 -	25.822	104.0	20.083	133.9	30.679	94.3	1:16.584	110.74	2.309	13:19:15.350	
15 -	26.076	106.1	20.502	131.5	29.575	100.7	1:16.153	111.37	1.878	13:20:31.503	
16 -	25.280	107.7	20.420	133.1	29.513	100.3	1:15.213	112.76	0.938	13:21:46.716	

P5 12		Ayrton SIMMONS					Arden				
IDEAL LAP TIME : 1:14.240		BEST LAP TIME : 1:14.384					DIFFERENCE : 0.144				
LAP	SECTOR 1	SECTOR 2		SECTOR 3		LAP TIME	MPH	DIFF	TIME OF DAY		
1 -		103.7	20.414	131.3	29.966	101.2	1:22.544	102.75	8.160	13:02:57.674	
2 -	25.363	106.5	20.066	132.1	29.796	101.6	1:15.225	112.74	0.841	13:04:12.899	
3 -	25.209	107.7	<b>19.866</b>	134.2	29.309	<b>101.8</b>	<b>1:14.384 (1)</b>	<b>114.02</b>		<b>13:05:27.283</b>	
4 -	25.127	107.7	19.987	131.5	29.897	98.1	1:15.011	113.07	0.627	13:06:42.294	
5 -	25.359	107.0	20.336	132.8	29.562	101.3	1:15.257	112.70	0.873	13:07:57.551	
6 -	<b>25.113</b>	<b>108.2</b>	19.945	<b>134.4</b>	29.470	101.3	1:14.528 (2)	113.80	0.144	13:09:12.079	
7 -	25.365	104.8	20.425	132.6	<b>29.261</b>	101.2	1:15.051	113.01	0.667	13:10:27.130	
8 -	25.144	107.8	20.007	133.4	29.658	98.3	1:14.809	113.37	0.425	13:11:41.939	
9 -	25.239	108.0	19.886	133.9	29.469	101.6	1:14.594 (3)	113.70	0.210	13:12:56.533	
10 -	25.585	105.8	20.133	131.0	29.520	101.5	1:15.238	112.73	0.854	13:14:11.771	
11 -	25.319	104.6	20.225	132.6	29.738	99.2	1:15.282	112.66	0.898	13:15:27.053	
12 -	25.191	107.0	20.154	130.8	29.911	100.4	1:15.256	112.70	0.872	13:16:42.309	
13 -	25.533	103.7	20.297	132.1	30.378	94.7	1:16.208	111.29	1.824	13:17:58.517	
14 -	25.712	106.1	20.195	131.5	30.974	93.5	1:16.881	110.32	2.497	13:19:15.398	
15 -	26.153	104.3	20.368	129.5	30.427	96.2	1:16.948	110.22	2.564	13:20:32.346	
16 -	25.758	105.0	20.206	133.1	29.488	100.4	1:15.452	112.41	1.068	13:21:47.798	

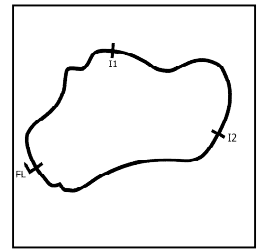
P6 7		Alex QUINN					Arden				
IDEAL LAP TIME : 1:14.354		BEST LAP TIME : 1:14.597					DIFFERENCE : 0.243				
LAP	SECTOR 1	SECTOR 2		SECTOR 3		LAP TIME	MPH	DIFF	TIME OF DAY		
1 -		105.0	20.322	133.4	30.046	101.6	1:22.739	102.51	8.142	13:02:57.869	
2 -	25.580	107.5	20.023	131.5	30.990	96.8	1:16.593	110.73	1.996	13:04:14.462	
3 -	25.825	105.3	20.342	131.8	30.016	98.1	1:16.183	111.33	1.586	13:05:30.645	
4 -	25.279	106.3	20.087	133.1	29.594	101.3	1:14.960	113.14	0.363	13:06:45.605	
5 -	25.129	107.3	20.016	134.2	29.532	102.1	1:14.677	113.57	0.080	13:08:00.282	
6 -	25.106	106.6	20.031	133.9	29.671	101.3	1:14.808	113.37	0.211	13:09:15.090	
7 -	<b>25.052</b>	<b>107.7</b>	19.935	<b>134.7</b>	30.218	98.2	1:15.205	112.77	0.608	13:10:30.295	
8 -	25.357	107.3	20.034	133.4	30.120	98.9	1:15.511	112.32	0.914	13:11:45.806	
9 -	25.669	106.5	20.114	131.5	29.688	100.6	1:15.471	112.38	0.874	13:13:01.277	
10 -	25.178	107.3	19.987	133.1	29.495	100.7	1:14.660	113.60	0.063	13:14:15.937	
11 -	25.104	107.5	20.018	133.1	29.475	100.7	<b>1:14.597 (1)</b>	<b>113.69</b>		<b>13:15:30.534</b>	
12 -	25.103	106.8	20.023	133.9	29.483	100.9	1:14.609 (2)	113.68	0.012	13:16:45.143	
13 -	25.092	107.5	<b>19.934</b>	<b>134.7</b>	29.601	<b>102.2</b>	1:14.627 (3)	113.65	0.030	13:17:59.770	
14 -	26.624	103.4	20.251	133.9	29.477	101.3	1:16.352	111.08	1.755	13:19:16.122	
15 -	25.857	104.3	20.169	133.6	30.377	96.6	1:16.403	111.01	1.806	13:20:32.525	
16 -	26.243	104.3	20.196	133.4	<b>29.368</b>	101.2	1:15.807	111.88	1.210	13:21:48.332	

Weather / Track : Bright / Dry

Thruxton  
Circuit Length = 2.3560 miles  
Start: 13:01 Flag 13:21 End: 13:22

# 2017 F4 British Championship

## ROUND 8 - SECTOR ANALYSIS



SECTOR 1 = FL to I1, SECTOR 2 = I1 to I2, SECTOR 3 = I2 to FL, DIFF = Difference To Personal Best Lap, P = Crossed Finish Line in Pit Lane, D = Time Disallowed

P7 21		Patrik PASMA					Carlin				
IDEAL LAP TIME : 1:14.435		BEST LAP TIME : 1:14.537					DIFFERENCE : 0.102				
LAP	SECTOR 1	SECTOR 2		SECTOR 3		LAP TIME	MPH	DIFF	TIME OF DAY		
1 -		100.0	20.612	<b>134.7</b>	29.661	<b>101.9</b>	1:24.108	100.84	9.571	13:02:59.238	
2 -	25.203	<b>109.2</b>	20.488	130.0	30.153	100.4	1:15.844	111.82	1.307	13:04:15.082	
3 -	26.507	103.0	20.218	134.2	29.461	100.1	1:16.186	111.32	1.649	13:05:31.268	
4 -	25.326	105.8	20.246	133.1	29.674	100.9	1:15.246	112.71	0.709	13:06:46.514	
5 -	25.253	107.7	20.000	<b>134.7</b>	<b>29.284</b>	101.0	<b>1:14.537 (1)</b>	<b>113.79</b>		<b>13:08:01.051</b>	
6 -	25.423	107.5	20.018	133.4	29.415	100.6	1:14.856	113.30	0.319	13:09:15.907	
7 -	<b>25.197</b>	107.5	19.973	134.2	29.556	99.8	1:14.726 (2)	113.50	0.189	13:10:30.633	
8 -	25.390	107.2	<b>19.954</b>	<b>134.7</b>	29.960	97.3	1:15.304	112.63	0.767	13:11:45.937	
9 -	25.913	105.3	20.116	132.6	29.700	100.9	1:15.729	111.99	1.192	13:13:01.666	
10 -	25.257	107.2	20.050	133.4	29.464	100.6	1:14.771 (3)	113.43	0.234	13:14:16.437	
11 -	25.282	107.3	20.035	133.6	29.455	100.3	1:14.772	113.43	0.235	13:15:31.209	
12 -	25.494	100.9	20.608	132.6	29.773	100.0	1:15.875	111.78	1.338	13:16:47.084	
13 -	25.485	107.3	20.034	133.4	29.602	100.6	1:15.121	112.90	0.584	13:18:02.205	
14 -	25.374	106.5	20.096	133.6	29.372	101.3	1:14.842	113.32	0.305	13:19:17.047	
15 -	25.466	108.0	20.121	133.6	30.038	98.1	1:15.625	112.15	1.088	13:20:32.672	
16 -	26.394	105.1	20.203	133.6	29.487	100.0	1:16.084	111.47	1.547	13:21:48.756	

P8 5 CC		Oliver YORK					Fortec				
IDEAL LAP TIME : 1:14.458		BEST LAP TIME : 1:14.731					DIFFERENCE : 0.273				
LAP	SECTOR 1	SECTOR 2		SECTOR 3		LAP TIME	MPH	DIFF	TIME OF DAY		
1 -		104.6	20.251	131.8	29.980	100.9	1:21.790	103.69	7.059	13:02:56.920	
2 -	25.176	107.2	20.010	132.3	29.690	101.0	1:14.876	113.27	0.145	13:04:11.796	
3 -	25.204	<b>107.3</b>	<b>19.956</b>	133.1	29.746	<b>101.9</b>	1:14.906	113.23	0.175	13:05:26.702	
4 -	<b>25.105</b>	106.5	20.137	132.6	29.609	100.4	1:14.851	113.31	0.120	13:06:41.553	
5 -	25.173	106.6	20.087	132.8	29.492	100.9	1:14.752 (2)	113.46	0.021	13:07:56.305	
6 -	25.237	106.5	20.033	133.4	29.461	101.0	<b>1:14.731 (1)</b>	<b>113.49</b>		<b>13:09:11.036</b>	
7 -	25.288	107.2	20.227	132.6	<b>29.397</b>	101.2	1:14.912	113.22	0.181	13:10:25.948	
8 -	25.384	107.2	20.416	129.3	29.620	100.9	1:15.420	112.45	0.689	13:11:41.368	
9 -	25.270	106.8	20.001	132.3	29.482	100.4	1:14.753 (3)	113.46	0.022	13:12:56.121	
10 -	25.730	105.6	20.559	129.8	29.738	100.6	1:16.027	111.56	1.296	13:14:12.148	
11 -	25.363	<b>107.3</b>	20.338	<b>133.6</b>	29.925	95.0	1:15.626	112.15	0.895	13:15:27.774	
12 -	26.500	105.1	20.346	131.5	29.488	101.8	1:16.334	111.11	1.603	13:16:44.108	
13 -	25.476	105.1	20.271	132.6	29.729	100.9	1:15.476	112.37	0.745	13:17:59.584	
14 -	26.040	105.3	20.369	132.8	29.648	100.3	1:16.057	111.51	1.326	13:19:15.641	
15 -	26.705	102.4	20.693	131.0	29.663	97.2	1:17.061	110.06	2.330	13:20:32.702	
16 -	26.458	104.3	20.327	132.8	29.832	74.8	1:16.617	110.70	1.886	13:21:49.319	

P9 89		Jamie SHARP					Sharp Motorsport				
IDEAL LAP TIME : 1:14.604		BEST LAP TIME : 1:14.794					DIFFERENCE : 0.190				
LAP	SECTOR 1	SECTOR 2		SECTOR 3		LAP TIME	MPH	DIFF	TIME OF DAY		
1 -		102.2	20.723	132.8	29.880	102.1	1:23.811	101.19	9.017	13:02:58.941	
2 -	<b>25.256</b>	105.6	20.260	131.8	30.147	98.9	1:15.663	112.09	0.869	13:04:14.604	
3 -	26.706	103.2	20.273	132.6	29.859	102.1	1:16.838	110.38	2.044	13:05:31.442	
4 -	25.582	107.0	20.152	133.9	29.574	101.8	1:15.308	112.62	0.514	13:06:46.750	
5 -	25.379	107.3	20.058	<b>134.7</b>	<b>29.357</b>	<b>102.2</b>	<b>1:14.794 (1)</b>	<b>113.39</b>		<b>13:08:01.544</b>	
6 -	25.477	107.2	<b>19.991</b>	<b>134.7</b>	29.400	99.7	1:14.868 (2)	113.28	0.074	13:09:16.412	
7 -	25.295	107.2	20.057	133.9	29.545	100.7	1:14.897 (3)	113.24	0.103	13:10:31.309	
8 -	25.332	107.2	20.063	133.1	31.019	95.7	1:16.414	110.99	1.620	13:11:47.723	
9 -	25.623	106.8	20.128	131.8	29.895	99.8	1:15.646	112.12	0.852	13:13:03.369	
10 -	26.218	103.5	20.175	134.2	30.444	98.1	1:16.837	110.38	2.043	13:14:20.206	
11 -	25.633	107.5	20.031	133.9	29.966	99.7	1:15.630	112.14	0.836	13:15:35.836	
12 -	25.765	104.5	20.235	132.6	29.893	99.2	1:15.893	111.75	1.099	13:16:51.729	
13 -	25.542	105.8	20.146	132.8	29.626	100.6	1:15.314	112.61	0.520	13:18:07.043	
14 -	25.273	<b>107.7</b>	20.190	131.3	30.059	100.3	1:15.522	112.30	0.728	13:19:22.565	
15 -	25.625	106.1	20.190	131.8	29.917	99.8	1:15.732	111.99	0.938	13:20:38.297	
16 -	25.885	103.8	20.340	132.1	30.080	97.9	1:16.305	111.15	1.511	13:21:54.602	

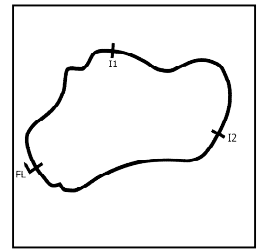
Weather / Track : Bright / Dry

Thruxton  
Circuit Length = 2.3560 miles  
Start: 13:01 Flag 13:21 End: 13:22



# 2017 F4 British Championship

## ROUND 8 - SECTOR ANALYSIS



SECTOR 1 = FL to I1, SECTOR 2 = I1 to I2, SECTOR 3 = I2 to FL, DIFF = Difference To Personal Best Lap, P = Crossed Finish Line in Pit Lane, D = Time Disallowed

P10		2 CC		Harry WEBB			Richardson Racing				
IDEAL LAP TIME : 1:14.761		BEST LAP TIME : 1:14.983			DIFFERENCE : 0.222						
LAP	SECTOR 1		SECTOR 2		SECTOR 3		LAP TIME	MPH	DIFF	TIME OF DAY	
1 -		104.5	20.193	133.9	30.120	<b>102.1</b>	1:23.002	102.18	8.019	13:02:58.132	
2 -	25.584	107.0	19.994	134.2	30.903	97.6	1:16.481	110.89	1.498	13:04:14.613	
3 -	26.151	105.3	19.994	<b>135.2</b>	30.070	97.6	1:16.215	111.28	1.232	13:05:30.828	
4 -	25.447	105.6	20.221	132.1	29.677	101.2	1:15.345	112.57	0.362	13:06:46.173	
5 -	<b>25.222</b>	107.7	20.120	132.8	29.769	101.6	1:15.111 (2)	112.92	0.128	13:08:01.284	
6 -	25.425	<b>107.8</b>	20.058	133.4	29.854	97.1	1:15.337	112.58	0.354	13:09:16.621	
7 -	25.444	107.3	<b>19.966</b>	134.4	<b>29.573</b>	101.2	<b>1:14.983 (1)</b>	<b>113.11</b>		<b>13:10:31.604</b>	
8 -	25.344	107.3	19.992	134.7	30.864	94.6	1:16.200	111.30	1.217	13:11:47.804	
9 -	25.880	107.2	20.087	132.8	29.811	101.5	1:15.778	111.92	0.795	13:13:03.582	
10 -	25.686	105.0	20.332	131.3	30.290	97.5	1:16.308	111.14	1.325	13:14:19.890	
11 -	25.639	106.8	20.244	131.5	29.929	99.1	1:15.812	111.87	0.829	13:15:35.702	
12 -	26.152	104.2	20.310	132.6	29.819	100.4	1:16.281	111.18	1.298	13:16:51.983	
13 -	25.748	105.8	20.155	133.1	29.611	100.7	1:15.514	112.31	0.531	13:18:07.497	
14 -	25.316	107.7	20.135	132.8	29.770	101.9	1:15.221 (3)	112.75	0.238	13:19:22.718	
15 -	25.730	106.1	20.182	132.8	29.876	101.2	1:15.788	111.91	0.805	13:20:38.506	
16 -	26.111	104.3	20.331	133.1	29.872	98.5	1:16.314	111.14	1.331	13:21:54.820	

P11		92		Daniel CAO			Double R				
IDEAL LAP TIME : 1:14.758		BEST LAP TIME : 1:14.940			DIFFERENCE : 0.182						
LAP	SECTOR 1		SECTOR 2		SECTOR 3		LAP TIME	MPH	DIFF	TIME OF DAY	
1 -		103.5	20.923	131.5	30.626	101.2	1:24.951	99.84	10.011	13:03:00.081	
2 -	25.504	106.6	20.761	129.0	29.850	<b>101.5</b>	1:16.115	111.43	1.175	13:04:16.196	
3 -	25.773	103.2	20.762	132.3	29.839	100.7	1:16.374	111.05	1.434	13:05:32.570	
4 -	26.710	105.6	20.375	132.6	<b>29.636</b>	100.3	1:16.721	110.55	1.781	13:06:49.291	
5 -	25.953	106.5	20.329	132.8	29.879	100.4	1:16.161	111.36	1.221	13:08:05.452	
6 -	25.420	106.6	20.256	131.5	29.660	101.2	1:15.336	112.58	0.396	13:09:20.788	
7 -	25.326	<b>107.2</b>	20.007	133.6	29.641	99.7	1:14.974 (2)	113.12	0.034	13:10:35.762	
8 -	25.652	106.0	20.170	132.3	29.732	100.4	1:15.554	112.25	0.614	13:11:51.316	
9 -	25.307	106.5	20.131	131.5	29.855	100.1	1:15.293	112.64	0.353	13:13:06.609	
10 -	25.206	106.8	20.049	133.1	29.685	100.4	<b>1:14.940 (1)</b>	<b>113.17</b>		<b>13:14:21.549</b>	
11 -	25.287	107.0	<b>19.993</b>	<b>134.7</b>	31.044	96.5	1:16.324	111.12	1.384	13:15:37.873	
12 -	25.944	106.6	20.154	132.8	29.913	100.0	1:16.011	111.58	1.071	13:16:53.884	
13 -	25.389	102.9	20.264	132.8	29.704	100.3	1:15.357	112.55	0.417	13:18:09.241	
14 -	<b>25.129</b>	<b>107.2</b>	20.152	132.1	29.937	100.7	1:15.218	112.76	0.278	13:19:24.459	
15 -	25.292	104.8	20.147	132.8	29.738	100.1	1:15.177 (3)	112.82	0.237	13:20:39.636	
16 -	25.408	105.3	20.323	132.1	29.778	99.5	1:15.509	112.32	0.569	13:21:55.145	

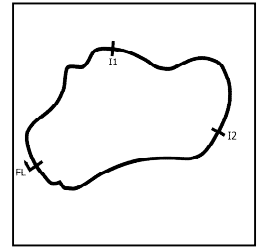
P12		91		Jacky LIU			GW Motorsport				
IDEAL LAP TIME : 1:14.864		BEST LAP TIME : 1:15.201			DIFFERENCE : 0.337						
LAP	SECTOR 1		SECTOR 2		SECTOR 3		LAP TIME	MPH	DIFF	TIME OF DAY	
1 -		105.5	21.155	131.3	30.045	<b>101.3</b>	1:25.156	99.60	9.955	13:03:00.286	
2 -	25.488	<b>108.2</b>	20.318	129.3	29.855	100.6	1:15.661	112.10	0.460	13:04:15.947	
3 -	25.879	102.1	20.292	<b>134.4</b>	30.081	98.2	1:16.252	111.23	1.051	13:05:32.199	
4 -	26.948	104.6	20.198	132.8	29.794	98.6	1:16.940	110.23	1.739	13:06:49.139	
5 -	25.956	105.5	20.198	132.6	29.864	99.5	1:16.018	111.57	0.817	13:08:05.157	
6 -	25.394	104.8	20.226	132.3	29.759	100.3	1:15.379 (3)	112.51	0.178	13:09:20.536	
7 -	<b>25.250</b>	106.5	20.167	132.6	29.986	100.7	1:15.403	112.48	0.202	13:10:35.939	
8 -	25.871	104.6	20.165	133.4	29.782	100.0	1:15.818	111.86	0.617	13:11:51.757	
9 -	25.463	105.8	<b>20.098</b>	133.1	29.640	100.6	<b>1:15.201 (1)</b>	<b>112.78</b>		<b>13:13:06.958</b>	
10 -	25.482	103.2	20.221	133.6	<b>29.516</b>	100.3	1:15.219 (2)	112.75	0.018	13:14:22.177	
11 -	25.459	106.5	20.176	133.1	30.109	99.7	1:15.744	111.97	0.543	13:15:37.921	
12 -	26.344	104.6	20.218	133.6	30.136	98.2	1:16.698	110.58	1.497	13:16:54.619	
13 -	25.555	104.8	20.179	133.4	29.770	100.3	1:15.504	112.33	0.303	13:18:10.123	
14 -	25.503	104.3	20.356	132.1	30.083	99.4	1:15.942	111.68	0.741	13:19:26.065	
15 -	25.426	103.2	20.306	132.8	30.076	100.0	1:15.808	111.88	0.607	13:20:41.873	
16 -	25.463	105.8	20.190	132.8	29.870	99.2	1:15.523	112.30	0.322	13:21:57.396	

Weather / Track : Bright / Dry

Thruxton  
Circuit Length = 2.3560 miles  
Start: 13:01 Flag 13:21 End: 13:22

# 2017 F4 British Championship

## ROUND 8 - SECTOR ANALYSIS



SECTOR 1 = FL to I1, SECTOR 2 = I1 to I2, SECTOR 3 = I2 to FL, DIFF = Difference To Personal Best Lap, P = Crossed Finish Line in Pit Lane, D = Time Disallowed

P13		6		Lucas ROY			Carlin			
IDEAL LAP TIME : 1:14.550		BEST LAP TIME : 1:14.846			DIFFERENCE : 0.296					
LAP	SECTOR 1	SECTOR 2	SECTOR 3	LAP TIME	MPH	DIFF	TIME OF DAY			
1 -		101.5	20.995	132.6	29.764	<b>101.0</b>	1:24.618	100.23	9.772	13:02:59.748
2 -	25.351	<b>108.5</b>	<b>19.869</b>	135.0	30.480	100.9	1:15.700	112.04	0.854	13:04:15.448
3 -	26.415	99.4	20.514	<b>135.2</b>	30.004	99.2	1:16.933	110.24	2.087	13:05:32.381
4 -	25.958	107.0	20.049	133.6	29.377	99.7	1:15.384	112.51	0.538	13:06:47.765
5 -	25.424	107.8	20.058	133.9	<b>29.364</b>	100.7	<b>1:14.846 (1)</b>	<b>113.32</b>		<b>13:08:02.611</b>
6 -	25.684	106.6	20.085	133.4	29.565	100.1	1:15.334 <b>(3)</b>	112.58	0.488	13:09:17.945
7 -	25.655	106.3	20.017	133.9	30.089	97.5	1:15.761	111.95	0.915	13:10:33.706
8 -	25.756	107.7	19.998	133.6	29.904	97.9	1:15.658	112.10	0.812	13:11:49.364
9 -	25.701	107.5	20.017	132.1	29.609	100.3	1:15.327 <b>(2)</b>	112.59	0.481	13:13:04.691
10 -	<b>25.317</b>	108.2	20.040	134.7	30.577	97.8	1:15.934	111.69	1.088	13:14:20.625
11 -	25.674	102.2	20.345	133.4	IN PIT		1:26.794 <b>P</b>	97.72	11.948	13:15:47.419
12 -	OUTLAP	102.7	21.313	133.1	29.709	100.9	2:15.965	62.38	1:01.119	13:18:03.384
13 -	25.525	107.8	39.346	75.7	33.393	99.7	1:38.264	86.31	23.418	13:19:41.648
14 -	25.870	106.6	20.368	131.8	30.644	97.5	1:16.882	110.31	2.036	13:20:58.530
15 -	25.834	105.6	20.313	132.1	30.088	99.5	1:16.235	111.25	1.389	13:22:14.765

# 2017 F4 British Championship

## ROUND 8 - BEST SPEEDS

POS	INTERMEDIATE 1			INTERMEDIATE 2			FINISH LINE		
	NO	NAME	MPH	NO	NAME	MPH	NO	NAME	MPH
1	21	PASMA	109.2	76	LUNDQVIST	135.2	7	QUINN	102.2
2	76	LUNDQVIST	108.9	2	WEBB	135.2	89	SHARP	102.2
3	6	ROY	108.5	6	ROY	135.2	31	SARGEANT	102.1
4	31	SARGEANT	108.4	81	PIASTRI	135.0	2	WEBB	102.1
5	12	SIMMONS	108.2	7	QUINN	134.7	38	CAROLINE	101.9
6	91	LIU	108.2	21	PASMA	134.7	21	PASMA	101.9
7	38	CAROLINE	108.0	89	SHARP	134.7	5	YORK	101.9
8	81	PIASTRI	108.0	92	CAO	134.7	81	PIASTRI	101.8
9	2	WEBB	107.8	12	SIMMONS	134.4	12	SIMMONS	101.8
10	7	QUINN	107.7	91	LIU	134.4	76	LUNDQVIST	101.6
11	89	SHARP	107.7	31	SARGEANT	134.2	92	CAO	101.5
12	5	YORK	107.3	38	CAROLINE	133.9	91	LIU	101.3
13	92	CAO	107.2	5	YORK	133.6	6	ROY	101.0
14									

Weather / Track : Bright / Dry

Results can be found at [www.tsl-timing.com](http://www.tsl-timing.com)

Thruxton  
 Circuit Length = 2.3560 miles  
 Start: 13:01 Flag 13:21 End: 13:22

Printed - 13:24 Sunday, 07 May 2017

# 2017 F4 British Championship

## ROUND 8 - BEST SECTORS

SECTOR 1			SECTOR 2			SECTOR 3			IDEAL / BEST COMPARISON						
POS	NO	NAME	TIME	NO	NAME	TIME	NO	NAME	TIME	POS	NO	NAME	IDEAL	BEST	DIFF
													<b>PERFECT LAP</b>	<b>1:13.946</b>	
1	76	LUNDQVIST	24.961	31	SARGEANT	19.855	76	LUNDQVIST	29.130	1	76	LUNDQVIST	1:14.000	1:14.167	0.167
2	81	PIASTRI	25.022	12	SIMMONS	19.866	38	CAROLINE	29.241	2	31	SARGEANT	1:14.172	1:14.275	0.103
3	38	CAROLINE	25.046	6	ROY	19.869	31	SARGEANT	29.242	3	38	CAROLINE	1:14.222	1:14.348	0.126
4	7	QUINN	25.052	76	LUNDQVIST	19.909	12	SIMMONS	29.261	4	12	SIMMONS	1:14.240	1:14.384	0.144
5	31	SARGEANT	25.075	7	QUINN	19.934	21	PASMA	29.284	5	7	QUINN	1:14.354	1:14.597	0.243
6	5	YORK	25.105	38	CAROLINE	19.935	89	SHARP	29.357	6	81	PIASTRI	1:14.401	1:14.401	0.000
7	12	SIMMONS	25.113	81	PIASTRI	19.951	6	ROY	29.364	7	21	PASMA	1:14.435	1:14.537	0.102
8	92	CAO	25.129	21	PASMA	19.954	7	QUINN	29.368	8	5	YORK	1:14.458	1:14.731	0.273
9	21	PASMA	25.197	5	YORK	19.956	5	YORK	29.397	9	6	ROY	1:14.550	1:14.846	0.296
10	2	WEBB	25.222	2	WEBB	19.966	81	PIASTRI	29.428	10	89	SHARP	1:14.604	1:14.794	0.190
11	91	LIU	25.250	89	SHARP	19.991	91	LIU	29.516	11	92	CAO	1:14.758	1:14.940	0.182
12	89	SHARP	25.256	92	CAO	19.993	2	WEBB	29.573	12	2	WEBB	1:14.761	1:14.983	0.222
13	6	ROY	25.317	91	LIU	20.098	92	CAO	29.636	13	91	LIU	1:14.864	1:15.201	0.337
14															

Weather / Track : Bright / Dry

Results can be found at [www.tsl-timing.com](http://www.tsl-timing.com)

Thruxton  
 Circuit Length = 2.3560 miles  
 Start: 13:01 Flag 13:21 End: 13:22

Printed - 13:24 Sunday, 07 May 2017

# 2017 F4 British Championship

## ROUND 8 - LAP CHART

LAP 1 @ 13:02:55.902			LAP 2 @ 13:04:10.779			LAP 3 @ 13:05:25.392			LAP 4 @ 13:06:39.740			LAP 5 @ 13:07:54.550		
NO	BEHIND	LAP TIME	NO	BEHIND	LAP TIME	NO	BEHIND	LAP TIME	NO	BEHIND	LAP TIME	NO	BEHIND	LAP TIME
<b>38</b>		1:20.772	<b>38</b>		1:14.877	<b>38</b>		1:14.613	<b>38</b>		1:14.348	<b>38</b>		1:14.810
<b>5</b>	1.018	1:21.790	<b>5</b>	1.017	1:14.876	<b>76</b>	0.941	1:14.167	<b>76</b>	0.772	1:14.179	<b>76</b>	0.217	1:14.255
<b>76</b>	1.346	1:22.118	<b>76</b>	1.387	1:14.918	<b>5</b>	1.310	1:14.906	<b>5</b>	1.813	1:14.851	<b>5</b>	1.755	1:14.752
<b>31</b>	1.615	1:22.387	<b>31</b>	1.944	1:15.206	<b>31</b>	1.606	1:14.275	<b>12</b>	2.554	1:15.011	<b>31</b>	2.694	1:14.730
<b>12</b>	1.772	1:22.544	<b>12</b>	2.120	1:15.225	<b>12</b>	1.891	1:14.384	<b>31</b>	2.774	1:15.516	<b>12</b>	3.001	1:15.257
<b>7</b>	1.967	1:22.739	<b>81</b>	3.630	1:15.766	<b>81</b>	4.874	1:15.857	<b>81</b>	5.554	1:15.028	<b>81</b>	5.406	1:14.662
<b>2</b>	2.230	1:23.002	<b>7</b>	3.683	1:16.593	<b>7</b>	5.253	1:16.183	<b>7</b>	5.865	1:14.960	<b>7</b>	5.732	1:14.677
<b>81</b>	2.741	1:23.513	<b>89</b>	3.825	1:15.663	<b>2</b>	5.436	1:16.215	<b>2</b>	6.433	1:15.345	<b>21</b>	6.501	1:14.537
<b>89</b>	3.039	1:23.811	<b>2</b>	3.834	1:16.481	<b>21</b>	5.876	1:16.186	<b>21</b>	6.774	1:15.246	<b>2</b>	6.734	1:15.111
<b>21</b>	3.336	1:24.108	<b>21</b>	4.303	1:15.844	<b>89</b>	6.050	1:16.838	<b>89</b>	7.010	1:15.308	<b>89</b>	6.994	1:14.794
<b>6</b>	3.846	1:24.618	<b>6</b>	4.669	1:15.700	<b>91</b>	6.807	1:16.252	<b>6</b>	8.025	1:15.384	<b>6</b>	8.061	1:14.846
<b>92</b>	4.179	1:24.951	<b>91</b>	5.168	1:15.661	<b>6</b>	6.989	1:16.933	<b>91</b>	9.399	1:16.940	<b>91</b>	10.607	1:16.018
<b>91</b>	4.384	1:25.156	<b>92</b>	5.417	1:16.115	<b>92</b>	7.178	1:16.374	<b>92</b>	9.551	1:16.721	<b>92</b>	10.902	1:16.161

Weather / Track : Bright / Dry

Thruxton  
 Circuit Length = 2.3560 miles  
 Start: 13:01 Flag 13:21 End: 13:22

# 2017 F4 British Championship

## ROUND 8 - LAP CHART

LAP 6 @ 13:09:09.784			LAP 7 @ 13:10:25.381			LAP 8 @ 13:11:40.424			LAP 9 @ 13:12:55.192			LAP 10 @ 13:14:10.810		
NO	BEHIND	LAP TIME	NO	BEHIND	LAP TIME	NO	BEHIND	LAP TIME	NO	BEHIND	LAP TIME	NO	BEHIND	LAP TIME
76		1:15.017	38		1:15.424	38		1:15.043	38		1:14.768	38		1:15.618
38	0.173	1:15.407	76	0.169	1:15.766	76	0.299	1:15.173	76	0.196	1:14.665	76	0.213	1:15.635
5	1.252	1:14.731	5	0.567	1:14.912	5	0.944	1:15.420	5	0.929	1:14.753	31	0.781	1:15.109
31	2.013	1:14.553	31	1.430	1:15.014	31	1.196	1:14.809	31	1.290	1:14.862	12	0.961	1:15.238
12	2.295	1:14.528	12	1.749	1:15.051	12	1.515	1:14.809	12	1.341	1:14.594	5	1.338	1:16.027
81	4.891	1:14.719	81	4.230	1:14.936	81	4.175	1:14.988	81	4.180	1:14.773	81	2.963	1:14.401
7	5.306	1:14.808	7	4.914	1:15.205	7	5.382	1:15.511	7	6.085	1:15.471	7	5.127	1:14.660
21	6.123	1:14.856	21	5.252	1:14.726	21	5.513	1:15.304	21	6.474	1:15.729	21	5.627	1:14.771
89	6.628	1:14.868	89	5.928	1:14.897	89	7.299	1:16.414	89	8.177	1:15.646	2	9.080	1:16.308
2	6.837	1:15.337	2	6.223	1:14.983	2	7.380	1:16.200	2	8.390	1:15.778	89	9.396	1:16.837
6	8.161	1:15.334	6	8.325	1:15.761	6	8.940	1:15.658	6	9.499	1:15.327	6	9.815	1:15.934
91	10.752	1:15.379	92	10.381	1:14.974	92	10.892	1:15.554	92	11.417	1:15.293	92	10.739	1:14.940
92	11.004	1:15.336	91	10.558	1:15.403	91	11.333	1:15.818	91	11.766	1:15.201	91	11.367	1:15.219

Weather / Track : Bright / Dry

Thruxton  
Circuit Length = 2.3560 miles  
Start: 13:01 Flag 13:21 End: 13:22

# 2017 F4 British Championship

## ROUND 8 - LAP CHART

LAP 11 @ 13:15:25.918			LAP 12 @ 13:16:41.742			LAP 13 @ 13:17:56.637			LAP 14 @ 13:19:11.193			LAP 15 @ 13:20:25.998		
NO	BEHIND	LAP TIME	NO	BEHIND	LAP TIME	NO	BEHIND	LAP TIME	NO	BEHIND	LAP TIME	NO	BEHIND	LAP TIME
38		1:15.108	38		1:15.824	38		1:14.895	38		1:14.556	38		1:14.805
76	0.167	1:15.062	76	0.384	1:16.041	12	1.880	1:16.208	76	4.032	1:16.226	76	4.644	1:15.417
12	1.135	1:15.282	12	0.567	1:15.256	31	2.129	1:15.496	31	4.157	1:16.584	81	5.099	1:15.696
5	1.856	1:15.626	31	1.528	1:15.296	76	2.362	1:16.873	12	4.205	1:16.881	31	5.505	1:16.153
31	2.056	1:16.383	81	1.813	1:15.211	81	2.437	1:15.519	81	4.208	1:16.327	12	6.348	1:16.948
81	2.426	1:14.571	5	2.366	1:16.334	5	2.947	1:15.476	5	4.448	1:16.057	7	6.527	1:16.403
7	4.616	1:14.597	7	3.401	1:14.609	7	3.133	1:14.627	7	4.929	1:16.352	21	6.674	1:15.625
21	5.291	1:14.772	21	5.342	1:15.875	21	5.568	1:15.121	21	5.854	1:14.842	5	6.704	1:17.061
2	9.784	1:15.812	89	9.987	1:15.893	6	1 Lap	2:15.965	89	11.372	1:15.522	89	12.299	1:15.732
89	9.918	1:15.630	2	10.241	1:16.281	89	10.406	1:15.314	2	11.525	1:15.221	2	12.508	1:15.788
92	11.955	1:16.324	92	12.142	1:16.011	2	10.860	1:15.514	92	13.266	1:15.218	92	13.638	1:15.177
91	12.003	1:15.744	91	12.877	1:16.698	92	12.604	1:15.357	91	14.872	1:15.942	91	15.875	1:15.808
6	21.501	1:26.794 P				91	13.486	1:15.504	6	1 Lap	1:38.264	6	1 Lap	1:16.882

Weather / Track : Bright / Dry

Thruxton  
 Circuit Length = 2.3560 miles  
 Start: 13:01 Flag 13:21 End: 13:22

# 2017 F4 British Championship

## ROUND 8 - LAP CHART

**LAP 16** @ 13:21:41.115

NO	BEHIND	LAP TIME
<b>38</b>		1:15.117
<b>76</b>	3.880	1:14.353
<b>81</b>	5.405	1:15.423
<b>31</b>	5.601	1:15.213
<b>12</b>	6.683	1:15.452
<b>7</b>	7.217	1:15.807
<b>21</b>	7.641	1:16.084
<b>5</b>	8.204	1:16.617
<b>89</b>	13.487	1:16.305
<b>2</b>	13.705	1:16.314
<b>92</b>	14.030	1:15.509
<b>91</b>	16.281	1:15.523
<b>6</b>	1 Lap	1:16.235

Weather / Track : Bright / Dry

Results can be found at [www.tsl-timing.com](http://www.tsl-timing.com)

Page 4 of 4

Thruxton  
Circuit Length = 2.3560 miles  
Start: 13:01 Flag 13:21 End: 13:22

Printed - 13:24 Sunday, 07 May 2017



# 2017 F4 British Championship

## ROUND 8 - POSITION CHART

No	Name	Lap																	
		Pos	1	2	3	4	5	6	7	8	9	10	11	12	13	14	15	16	
31	SARGEANT	1	38	38	38	38	38	76	38	38	38	38	38	38	38	38	38	38	38
76	LUNDQVIST	2	5	5	76	76	76	38	76	76	76	76	76	76	12	76	76	76	76
5	YORK	3	76	76	5	5	5	5	5	5	5	31	12	12	31	31	81	81	81
14	MASSAAD	4	31	31	31	12	31	31	31	31	31	12	5	31	76	12	31	31	31
7	QUINN	5	12	12	12	31	12	12	12	12	12	5	31	81	81	81	12	12	12
38	CAROLINE	6	7	81	81	81	81	81	81	81	81	81	81	5	5	5	7	7	7
81	PIASTRI	7	2	7	7	7	7	7	7	7	7	7	7	7	7	7	21	21	21
12	SIMMONS	8	81	89	2	2	21	21	21	21	21	21	21	21	21	21	5	5	5
89	SHARP	9	89	2	21	21	2	89	89	89	89	2	2	89	89	89	89	89	89
2	WEBB	10	21	21	89	89	89	2	2	2	2	89	89	2	2	2	2	2	2
92	CAO	11	6	6	91	6	6	6	6	6	6	6	92	92	92	92	92	92	92
91	LIU	12	92	91	6	91	91	91	92	92	92	92	91	91	91	91	91	91	91
21	PASMA	13	91	92	92	92	92	92	91	91	91	91	6	6	6	6	6	6	6
6	ROY	14																	

Weather / Track : Bright / Dry

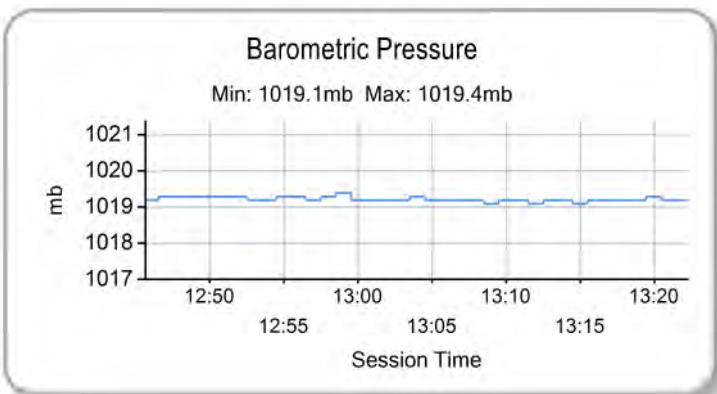
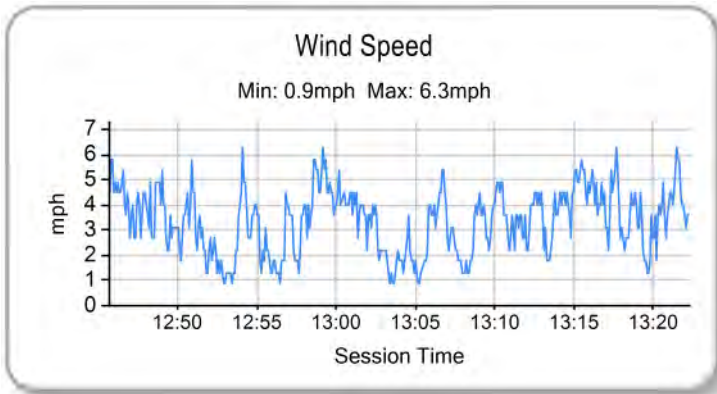
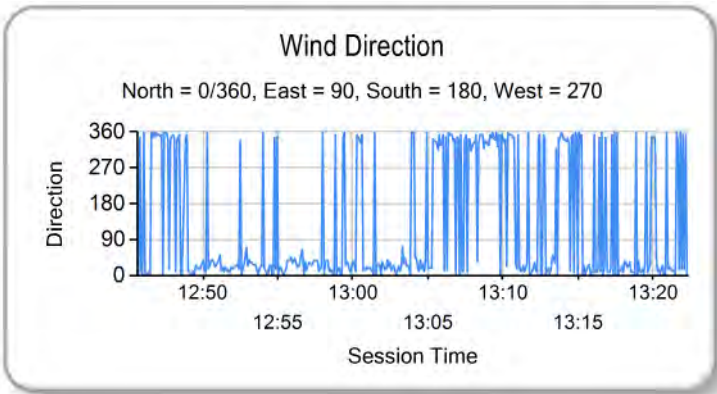
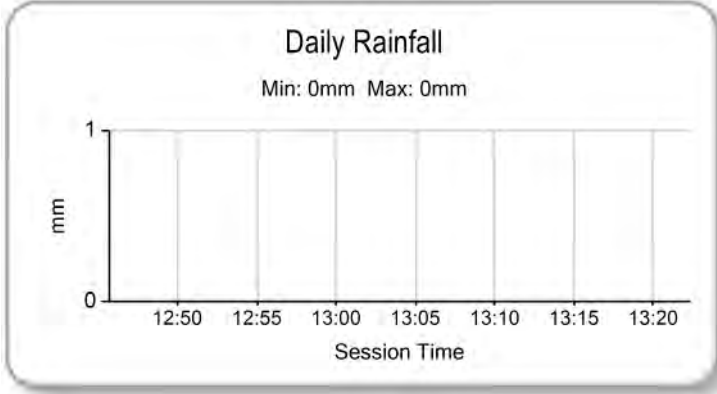
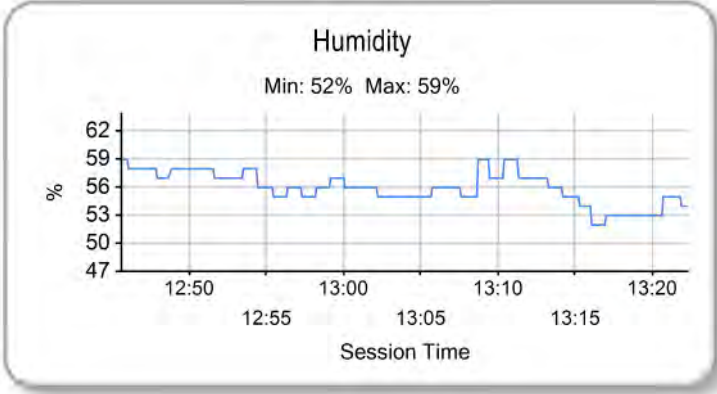
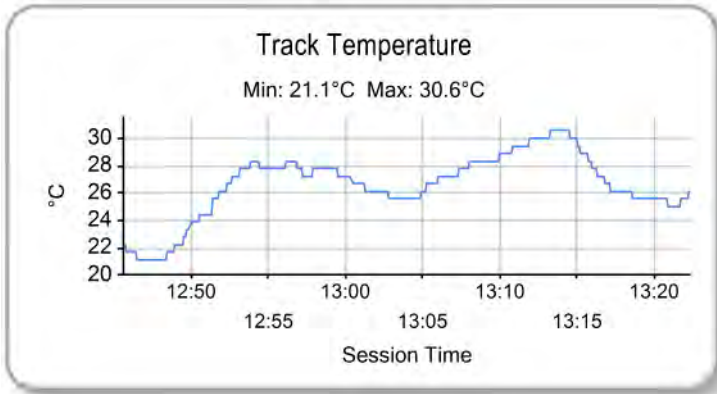
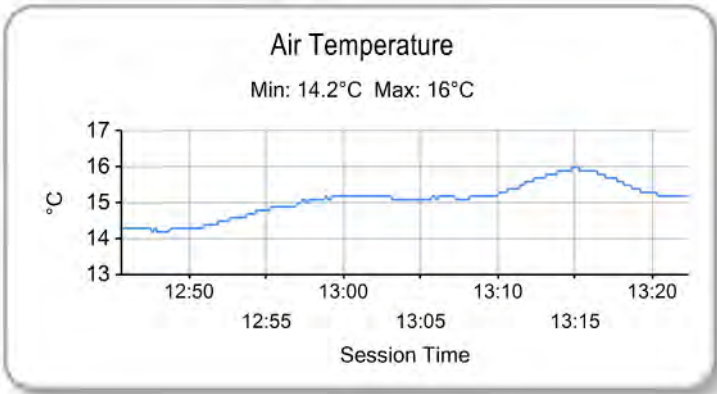
Results can be found at [www.tsl-timing.com](http://www.tsl-timing.com)

Thruxton  
 Circuit Length = 2.3560 miles  
 Start: 13:01 Flag 13:21 End: 13:22

Printed - 13:25 Sunday, 07 May 2017

# 2017 F4 British Championship

## ROUND 8 - WEATHER CONDITIONS



Weather / Track : Bright / Dry

Results can be found at [www.tsl-timing.com](http://www.tsl-timing.com)

Thruxton  
 Circuit Length = 2.3560 miles  
 Start: 13:01 Flag 13:21 End: 13:22

Printed - 13:26 Sunday, 07 May 2017

# 2017 F4 British Championship

## ROUND 9 - CLASSIFICATION

POS	NO	CL	PIC NAME	NAT	ENTRY	LAPS	TIME	GAP	DIFF	MPH	BEST	ON
1	38		1 Jamie CAROLINE	GBR	Carlin	14	17:29.231			113.17	1:14.302	7
2	31		2 Logan SARGEANT	USA	Carlin	14	17:34.725	5.494	5.494	112.58	1:14.623	13
3	5	CC	1 Oliver YORK	GBR	Fortec	14	17:35.474	6.243	0.749	112.50	1:14.388	13
4	76		3 Linus LUNDQVIST	SWE	Double R	14	17:39.204	9.973	3.730	112.10	1:14.461	11
5	14		4 Karl MASSAAD	LEB	Double R	14	17:41.622	12.391	2.418	111.85	1:14.579	8
6	81		5 Oscar PIASTRI	AUS	Arden	14	17:42.227	12.996	0.605	111.78	1:14.529	5
7	21		6 Patrik PASMA	FIN	Carlin	14	17:43.424	14.193	1.197	111.66	1:14.722	10
8	89		7 Jamie SHARP	GBR	Sharp Motorsport	14	17:49.426	20.195	6.002	111.03	1:15.047	4
9	2	CC	2 Harry WEBB	GBR	Richardson Racing	14	17:49.734	20.503	0.308	111.00	1:15.277	12
10	92		8 Daniel CAO	CHN	Double R	14	17:50.022	20.791	0.288	110.97	1:15.115	12
11	7		9 Alex QUINN	GBR	Arden	14	17:51.791	22.560	1.769	110.78	1:14.811	8
12	12		10 Ayrton SIMMONS	GBR	Arden	14	18:08.405	39.174	16.614	109.09	1:15.058	14

NOT CLASSIFIED

DNF	91		Jacky LIU	CHN	GW Motorsport	13	17:13.472	1 Lap	1 Lap	106.68	1:15.300	7
DNF	6		Lucas ROY	GER	Carlin	3	4:44.573	11 Laps	10 Laps	89.41	1:19.608	2

FASTEST LAP

38			Jamie CAROLINE	GBR	Carlin	7	1:14.302			114.15 mph	183.70 kph	
5	CC		Oliver YORK	GBR	Fortec	13	1:14.388			114.01 mph	183.49 kph	

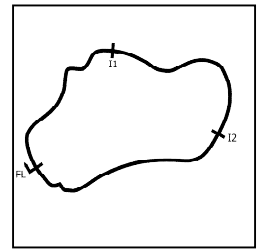
Weather / Track : Sunny / Dry  
 These results are provisional until the conclusion of any judicial and technical matters.

Thruxton  
 Circuit Length = 2.3560 miles  
 Start: 17:13 Flag 17:30 End: 17:31

Clerk Of Course :	Timekeeper :
-------------------	--------------

# 2017 F4 British Championship

## ROUND 9 - SECTOR ANALYSIS



SECTOR 1 = FL to I1, SECTOR 2 = I1 to I2, SECTOR 3 = I2 to FL, DIFF = Difference To Personal Best Lap, P = Crossed Finish Line in Pit Lane, D = Time Disallowed

P1 38		Jamie CAROLINE					Carlin				
IDEAL LAP TIME : 1:14.232		BEST LAP TIME : 1:14.302					DIFFERENCE : 0.070				
LAP	SECTOR 1		SECTOR 2		SECTOR 3		LAP TIME	MPH	DIFF	TIME OF DAY	
1 -		105.8	20.023	<b>134.2</b>	29.826	98.5	1:20.525	105.32	6.223	17:14:36.723	
2 -	25.423	108.0	19.969	133.4	29.261	100.9	1:14.653	113.61	0.351	17:15:51.376	
3 -	25.285	108.2	19.975	133.4	29.344	100.3	1:14.604	113.68	0.302	17:17:05.980	
4 -	25.202	108.2	19.971	133.1	29.301	100.6	1:14.474	113.88	0.172	17:18:20.454	
5 -	25.219	107.3	19.997	133.6	29.277	100.6	1:14.493	113.85	0.191	17:19:34.947	
6 -	25.236	108.0	19.940	133.6	29.273	100.7	1:14.449	113.92	0.147	17:20:49.396	
7 -	25.164	108.0	19.926	133.4	<b>29.212</b>	<b>101.0</b>	<b>1:14.302 (1)</b>	<b>114.15</b>		<b>17:22:03.698</b>	
8 -	25.251	<b>108.5</b>	<b>19.893</b>	133.4	29.302	100.7	1:14.446 (3)	113.92	0.144	17:23:18.144	
9 -	25.211	108.2	19.923	133.9	29.446	100.9	1:14.580	113.72	0.278	17:24:32.724	
10 -	25.159	108.0	19.939	133.4	29.477	100.7	1:14.575	113.73	0.273	17:25:47.299	
11 -	25.267	108.0	19.931	133.4	29.403	100.7	1:14.601	113.69	0.299	17:27:01.900	
12 -	25.184	108.0	19.924	133.4	29.463	100.7	1:14.571	113.73	0.269	17:28:16.471	
13 -	25.154	108.2	19.907	133.4	29.483	100.9	1:14.544	113.77	0.242	17:29:31.015	
14 -	<b>25.127</b>	108.0	19.930	133.4	29.357	99.5	1:14.414 (2)	113.97	0.112	17:30:45.429	

P2 31		Logan SARGEANT					Carlin				
IDEAL LAP TIME : 1:14.590		BEST LAP TIME : 1:14.623					DIFFERENCE : 0.033				
LAP	SECTOR 1		SECTOR 2		SECTOR 3		LAP TIME	MPH	DIFF	TIME OF DAY	
1 -		104.3	20.102	<b>134.2</b>	29.901	97.8	1:21.621	103.91	6.998	17:14:37.819	
2 -	25.391	107.2	20.010	132.6	29.598	100.3	1:14.999	113.08	0.376	17:15:52.818	
3 -	25.228	107.2	20.063	132.6	29.619	100.0	1:14.910	113.22	0.287	17:17:07.728	
4 -	25.280	107.2	20.053	132.3	29.566	100.1	1:14.899	113.24	0.276	17:18:22.627	
5 -	25.297	106.1	20.084	132.6	29.589	100.1	1:14.970	113.13	0.347	17:19:37.597	
6 -	25.267	107.2	20.075	132.8	29.520	100.1	1:14.862	113.29	0.239	17:20:52.459	
7 -	25.311	107.2	20.021	132.3	29.559	100.4	1:14.891	113.25	0.268	17:22:07.350	
8 -	25.355	107.0	20.089	132.1	29.577	100.0	1:15.021	113.05	0.398	17:23:22.371	
9 -	25.225	107.5	<b>19.999</b>	132.6	29.476	100.1	1:14.700 (2)	113.54	0.077	17:24:37.071	
10 -	25.272	107.0	20.018	132.6	29.576	100.0	1:14.866	113.29	0.243	17:25:51.937	
11 -	25.248	107.3	20.031	132.1	29.506	100.3	1:14.785 (3)	113.41	0.162	17:27:06.722	
12 -	25.264	<b>107.7</b>	20.035	132.6	29.493	100.4	1:14.792	113.40	0.169	17:28:21.514	
13 -	<b>25.165</b>	<b>107.7</b>	20.032	132.3	<b>29.426</b>	<b>101.0</b>	<b>1:14.623 (1)</b>	<b>113.65</b>		<b>17:29:36.137</b>	
14 -	25.312	106.3	20.037	132.8	29.437	100.7	1:14.786	113.41	0.163	17:30:50.923	

P3 5 CC		Oliver YORK					Fortec				
IDEAL LAP TIME : 1:14.338		BEST LAP TIME : 1:14.388					DIFFERENCE : 0.050				
LAP	SECTOR 1		SECTOR 2		SECTOR 3		LAP TIME	MPH	DIFF	TIME OF DAY	
1 -		105.1	20.365	133.1	30.452	94.3	1:21.954	103.49	7.566	17:14:38.152	
2 -	26.020	106.3	19.903	<b>134.7</b>	29.555	101.2	1:15.478	112.37	1.090	17:15:53.630	
3 -	25.531	107.2	20.063	133.4	30.175	97.1	1:15.769	111.94	1.381	17:17:09.399	
4 -	25.771	105.3	20.079	132.6	29.612	99.5	1:15.462	112.39	1.074	17:18:24.861	
5 -	25.608	107.0	20.022	133.9	29.698	<b>101.9</b>	1:15.328	112.59	0.940	17:19:40.189	
6 -	25.486	105.1	20.070	133.4	29.468	100.3	1:15.024	113.05	0.636	17:20:55.213	
7 -	25.330	107.0	19.956	133.1	29.401	101.0	1:14.687	113.56	0.299	17:22:09.900	
8 -	25.309	106.6	19.998	132.8	29.397	100.7	1:14.704	113.53	0.316	17:23:24.604	
9 -	25.148	106.8	19.934	133.6	29.459	100.6	1:14.541	113.78	0.153	17:24:39.145	
10 -	25.228	107.3	19.939	133.1	29.442	100.9	1:14.609	113.68	0.221	17:25:53.754	
11 -	25.152	107.2	19.932	133.6	29.433	100.3	1:14.517 (3)	113.82	0.129	17:27:08.271	
12 -	25.241	107.3	<b>19.895</b>	133.6	29.383	101.3	1:14.519	113.81	0.131	17:28:22.790	
13 -	<b>25.114</b>	<b>107.5</b>	19.945	133.6	<b>29.329</b>	101.2	<b>1:14.388 (1)</b>	<b>114.01</b>		<b>17:29:37.178</b>	
14 -	25.131	107.0	19.937	133.4	29.426	101.0	1:14.494 (2)	113.85	0.106	17:30:51.672	

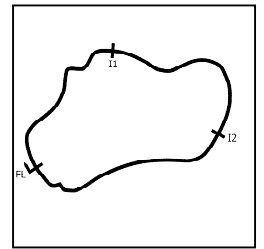
P4 76		Linus LUNDQVIST					Double R				
IDEAL LAP TIME : 1:14.243		BEST LAP TIME : 1:14.461					DIFFERENCE : 0.218				
LAP	SECTOR 1		SECTOR 2		SECTOR 3		LAP TIME	MPH	DIFF	TIME OF DAY	
1 -		103.7	20.151	133.6	30.002	98.9	1:22.049	103.37	7.588	17:14:38.247	
2 -	26.193	105.5	19.931	134.4	29.305	101.3	1:15.429	112.44	0.968	17:15:53.676	
3 -	26.737	104.6	20.287	133.4	29.267	101.3	1:16.291	111.17	1.830	17:17:09.967	

Weather / Track : Sunny / Dry

Thruxton  
Circuit Length = 2.3560 miles  
Start: 17:13 Flag 17:30 End: 17:31

# 2017 F4 British Championship

## ROUND 9 - SECTOR ANALYSIS



SECTOR 1 = FL to I1, SECTOR 2 = I1 to I2, SECTOR 3 = I2 to FL, DIFF = Difference To Personal Best Lap, P = Crossed Finish Line in Pit Lane, D = Time Disallowed

4 -	26.174	104.5	20.506	135.0	30.951	97.6	1:17.631	109.25	3.170	17:18:27.598
5 -	25.406	106.5	19.981	134.2	29.283	101.2	1:14.670	113.58	0.209	17:19:42.268
6 -	<b>25.213</b>	106.8	19.863	135.2	30.069	98.8	1:15.145	112.86	0.684	17:20:57.413
7 -	25.339	107.8	19.815	135.0	29.398	101.3	1:14.552	113.76	0.091	17:22:11.965
8 -	25.312	106.0	19.886	135.0	29.299	<b>101.9</b>	1:14.497 (3)	113.85	0.036	17:23:26.462
9 -	25.244	<b>108.2</b>	<b>19.775</b>	<b>135.5</b>	30.352	97.8	1:15.371	112.53	0.910	17:24:41.833
10 -	25.588	107.2	19.866	134.4	29.412	101.5	1:14.866	113.29	0.405	17:25:56.699
<b>11 -</b>	25.325	108.0	19.867	134.4	29.269	<b>101.9</b>	<b>1:14.461 (1)</b>	<b>113.90</b>		<b>17:27:11.160</b>
12 -	25.307	107.2	19.917	134.4	<b>29.255</b>	<b>101.9</b>	1:14.479 (2)	113.87	0.018	17:28:25.639
13 -	25.252	108.0	19.819	135.0	29.983	98.2	1:15.054	113.00	0.593	17:29:40.693
14 -	25.333	107.5	19.980	133.6	29.396	100.1	1:14.709	113.52	0.248	17:30:55.402

P5	14	Karl MASSAAD				Double R				
IDEAL LAP TIME : 1:14.267		BEST LAP TIME : 1:14.579				DIFFERENCE : 0.312				

LAP	SECTOR 1	SECTOR 2	SECTOR 3	LAP TIME	MPH	DIFF	TIME OF DAY			
1 -		104.3	20.229	<b>136.1</b>	29.962	101.2	1:22.666	102.60	8.087	17:14:38.864
2 -	25.990	107.0	20.169	133.1	29.278	<b>102.9</b>	1:15.437	112.43	0.858	17:15:54.301
3 -	25.841	105.8	19.965	135.0	29.650	98.1	1:15.456	112.40	0.877	17:17:09.757
4 -	25.905	104.3	20.181	133.9	<b>29.235</b>	102.2	1:15.321	112.60	0.742	17:18:25.078
5 -	25.199	107.8	20.113	133.4	29.668	101.3	1:14.980	113.11	0.401	17:19:40.058
6 -	26.274	100.3	20.463	134.2	30.799	95.7	1:17.536	109.38	2.957	17:20:57.594
7 -	25.630	107.5	19.942	134.2	29.635	100.7	1:15.207	112.77	0.628	17:22:12.801
<b>8 -</b>	25.181	<b>108.4</b>	19.933	134.2	29.465	101.8	<b>1:14.579 (1)</b>	<b>113.72</b>		<b>17:23:27.380</b>
9 -	<b>25.122</b>	108.2	19.979	134.2	29.746	101.3	1:14.847	113.31	0.268	17:24:42.227
10 -	25.449	108.0	<b>19.910</b>	135.0	29.452	102.2	1:14.811 (3)	113.37	0.232	17:25:57.038
11 -	25.279	107.8	19.977	134.2	29.794	101.0	1:15.050	113.01	0.471	17:27:12.088
12 -	25.243	<b>108.4</b>	20.004	133.1	29.506	101.9	1:14.753 (2)	113.46	0.174	17:28:26.841
13 -	25.211	106.0	20.307	132.6	29.752	101.8	1:15.270	112.68	0.691	17:29:42.111
14 -	25.232	108.2	20.534	130.5	29.943	101.3	1:15.709	112.02	1.130	17:30:57.820

P6	81	Oscar PIASTRI				Arden				
IDEAL LAP TIME : 1:14.404		BEST LAP TIME : 1:14.529				DIFFERENCE : 0.125				

LAP	SECTOR 1	SECTOR 2	SECTOR 3	LAP TIME	MPH	DIFF	TIME OF DAY			
1 -		104.2	20.143	134.2	30.067	99.5	1:22.269	103.09	7.740	17:14:38.467
2 -	26.146	106.6	19.997	134.4	29.444	101.8	1:15.587	112.20	1.058	17:15:54.054
3 -	25.616	106.8	<b>19.925</b>	<b>135.0</b>	29.854	99.2	1:15.395	112.49	0.866	17:17:09.449
4 -	26.455	101.9	20.310	133.1	29.814	100.4	1:16.579	110.75	2.050	17:18:26.028
<b>5 -</b>	25.175	<b>108.4</b>	19.932	134.4	<b>29.422</b>	101.8	<b>1:14.529 (1)</b>	<b>113.80</b>		<b>17:19:40.557</b>
6 -	25.758	101.0	20.383	132.3	30.062	97.9	1:16.203	111.30	1.674	17:20:56.760
7 -	25.280	107.0	20.028	132.8	29.500	101.9	1:14.808	113.37	0.279	17:22:11.568
8 -	<b>25.057</b>	107.8	19.982	133.1	29.496	102.1	1:14.535 (2)	113.79	0.006	17:23:26.103
9 -	25.115	107.8	19.977	132.8	29.904	98.9	1:14.996	113.09	0.467	17:24:41.099
10 -	25.213	107.7	20.003	132.6	29.660	101.6	1:14.876	113.27	0.347	17:25:55.975
11 -	25.072	108.0	20.002	132.8	29.500	<b>102.2</b>	1:14.574 (3)	113.73	0.045	17:27:10.549
12 -	25.087	108.0	20.013	132.3	29.481	102.1	1:14.581	113.72	0.052	17:28:25.130
13 -	25.161	107.3	20.061	132.6	30.718	94.9	1:15.940	111.68	1.411	17:29:41.070
14 -	25.958	104.6	20.866	128.0	30.531	99.5	1:17.355	109.64	2.826	17:30:58.425

P7	21	Patrik PASMA				Carlin				
IDEAL LAP TIME : 1:14.569		BEST LAP TIME : 1:14.722				DIFFERENCE : 0.153				

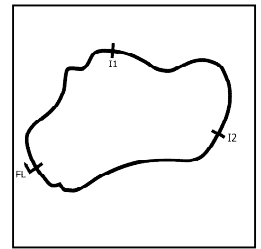
LAP	SECTOR 1	SECTOR 2	SECTOR 3	LAP TIME	MPH	DIFF	TIME OF DAY			
1 -		104.0	20.191	<b>134.4</b>	29.891	100.1	1:22.425	102.90	7.703	17:14:38.623
2 -	26.507	106.1	20.251	132.1	29.760	98.3	1:16.518	110.84	1.796	17:15:55.141
3 -	25.478	108.2	20.320	133.1	<b>29.384</b>	100.6	1:15.182	112.81	0.460	17:17:10.323
4 -	25.911	106.0	20.596	133.9	32.101	92.3	1:18.608	107.89	3.886	17:18:28.931
5 -	25.969	106.6	20.127	133.1	29.622	100.6	1:15.718	112.01	0.996	17:19:44.649
6 -	<b>25.319</b>	107.5	19.942	<b>134.4</b>	29.542	100.4	1:14.803	113.38	0.081	17:20:59.452
7 -	25.453	107.8	19.972	133.4	29.575	100.6	1:15.000	113.08	0.278	17:22:14.452
8 -	25.383	108.2	19.933	133.9	29.505	100.3	1:14.821	113.35	0.099	17:23:29.273
9 -	25.426	107.5	20.018	133.6	29.572	100.0	1:15.016	113.06	0.294	17:24:44.289
<b>10 -</b>	25.345	108.2	<b>19.866</b>	134.2	29.511	100.6	<b>1:14.722 (1)</b>	<b>113.50</b>		<b>17:25:59.011</b>
11 -	25.352	107.8	19.940	133.6	29.485	<b>100.7</b>	1:14.777 (3)	113.42	0.055	17:27:13.788

Weather / Track : Sunny / Dry

Thruxton  
Circuit Length = 2.3560 miles  
Start: 17:13 Flag 17:30 End: 17:31

# 2017 F4 British Championship

## ROUND 9 - SECTOR ANALYSIS



SECTOR 1 = FL to I1, SECTOR 2 = I1 to I2, SECTOR 3 = I2 to FL, DIFF = Difference To Personal Best Lap, P = Crossed Finish Line in Pit Lane, D = Time Disallowed

12 -	25.364	108.2	19.922	133.6	29.453	<b>100.7</b>	1:14.739 (2)	113.48	0.017	17:28:28.527
13 -	25.528	107.5	19.981	133.9	29.606	<b>100.7</b>	1:15.115	112.91	0.393	17:29:43.642
14 -	25.349	<b>108.5</b>	19.914	134.2	30.717	93.4	1:15.980	111.62	1.258	17:30:59.622

<b>P8 89</b>		<b>Jamie SHARP</b>					Sharp Motorsport				
IDEAL LAP TIME : 1:14.731		BEST LAP TIME : 1:15.047					DIFFERENCE : 0.316				
LAP	SECTOR 1		SECTOR 2		SECTOR 3		LAP TIME	MPH	DIFF	TIME OF DAY	
1 -		104.2	20.472	133.6	29.613	100.0	1:22.829	102.39	7.782	17:14:39.027	
2 -	26.609	102.7	20.261	133.4	33.661	73.9	1:20.531	105.32	5.484	17:15:59.558	
3 -	26.433	107.2	20.066	133.1	<b>29.575</b>	100.6	1:16.074	111.49	1.027	17:17:15.632	
<b>4 -</b>	<b>25.129</b>	107.7	20.060	132.8	29.858	100.3	<b>1:15.047 (1)</b>	<b>113.01</b>		<b>17:18:30.679</b>	
5 -	25.548	105.6	20.078	133.6	29.684	<b>101.9</b>	1:15.310 (3)	112.62	0.263	17:19:45.989	
6 -	25.586	105.5	20.133	<b>134.2</b>	29.664	100.0	1:15.383	112.51	0.336	17:21:01.372	
7 -	25.396	<b>107.8</b>	20.220	131.5	29.725	101.0	1:15.341	112.57	0.294	17:22:16.713	
8 -	25.240	107.5	<b>20.027</b>	133.9	30.293	94.5	1:15.560	112.25	0.513	17:23:32.273	
9 -	25.939	107.7	20.155	132.8	29.916	98.6	1:16.010	111.58	0.963	17:24:48.283	
10 -	25.426	107.7	20.090	132.6	29.819	100.6	1:15.335	112.58	0.288	17:26:03.618	
11 -	25.360	107.0	20.105	132.1	29.649	101.5	1:15.114 (2)	112.91	0.067	17:27:18.732	
12 -	25.477	105.8	20.211	132.1	30.041	96.9	1:15.729	111.99	0.682	17:28:34.461	
13 -	25.453	106.8	20.177	131.5	29.851	100.6	1:15.481	112.36	0.434	17:29:49.942	
14 -	25.343	106.8	20.155	132.1	30.184	99.4	1:15.682	112.06	0.635	17:31:05.624	

<b>P9 2 CC</b>		<b>Harry WEBB</b>					Richardson Racing				
IDEAL LAP TIME : 1:14.888		BEST LAP TIME : 1:15.277					DIFFERENCE : 0.389				
LAP	SECTOR 1		SECTOR 2		SECTOR 3		LAP TIME	MPH	DIFF	TIME OF DAY	
1 -		100.4	20.277	<b>134.4</b>	29.990	101.0	1:24.056	100.90	8.779	17:14:40.254	
2 -	25.890	106.0	20.870	124.9	31.301	89.2	1:18.061	108.65	2.784	17:15:58.315	
3 -	25.841	107.3	20.099	132.8	<b>29.626</b>	<b>101.3</b>	1:15.566	112.24	0.289	17:17:13.881	
4 -	<b>25.229</b>	107.3	<b>20.033</b>	132.8	30.431	97.1	1:15.693	112.05	0.416	17:18:29.574	
5 -	25.812	106.3	20.142	132.8	29.814	99.2	1:15.768	111.94	0.491	17:19:45.342	
6 -	25.588	106.8	20.106	132.8	29.763	100.6	1:15.457	112.40	0.180	17:21:00.799	
7 -	25.392	107.3	20.135	131.8	29.797	100.0	1:15.324 (2)	112.60	0.047	17:22:16.123	
8 -	25.447	107.5	20.091	132.6	30.708	96.1	1:16.246	111.24	0.969	17:23:32.369	
9 -	25.605	106.5	20.145	131.8	30.407	99.2	1:16.157	111.37	0.880	17:24:48.526	
10 -	25.457	107.7	20.099	132.3	29.895	100.7	1:15.451	112.41	0.174	17:26:03.977	
11 -	25.404	107.7	20.209	130.0	30.011	99.7	1:15.624	112.15	0.347	17:27:19.601	
<b>12 -</b>	25.358	<b>107.8</b>	20.159	131.8	29.760	101.2	<b>1:15.277 (1)</b>	<b>112.67</b>		<b>17:28:34.878</b>	
13 -	25.350	106.6	20.108	132.8	29.950	100.7	1:15.408 (3)	112.47	0.131	17:29:50.286	
14 -	25.338	107.7	20.147	132.6	30.161	97.3	1:15.646	112.12	0.369	17:31:05.932	

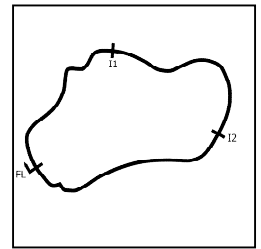
<b>P10 92</b>		<b>Daniel CAO</b>					Double R				
IDEAL LAP TIME : 1:14.934		BEST LAP TIME : 1:15.115					DIFFERENCE : 0.181				
LAP	SECTOR 1		SECTOR 2		SECTOR 3		LAP TIME	MPH	DIFF	TIME OF DAY	
1 -		102.7	20.346	133.4	29.965	100.4	1:23.801	101.21	8.686	17:14:39.999	
2 -	26.003	103.7	20.878	126.8	30.277	95.5	1:17.158	109.92	2.043	17:15:57.157	
3 -	25.636	106.6	20.036	132.8	29.868	99.7	1:15.540	112.27	0.425	17:17:12.697	
4 -	<b>25.176</b>	107.2	20.018	133.1	31.193	88.5	1:16.387	111.03	1.272	17:18:29.084	
5 -	26.579	106.5	19.984	<b>134.7</b>	29.980	100.0	1:16.543	110.80	1.428	17:19:45.627	
6 -	26.181	104.6	20.162	133.9	29.817	100.3	1:16.160	111.36	1.045	17:21:01.787	
7 -	25.488	106.6	<b>19.977</b>	134.2	29.911	99.2	1:15.376 (3)	112.52	0.261	17:22:17.163	
8 -	25.949	106.6	20.043	133.4	29.992	99.1	1:15.984	111.62	0.869	17:23:33.147	
9 -	25.679	106.3	19.988	133.6	30.743	96.1	1:16.410	111.00	1.295	17:24:49.557	
10 -	25.453	107.2	20.036	133.1	30.063	99.1	1:15.552	112.26	0.437	17:26:05.109	
11 -	25.372	106.5	20.024	133.4	29.783	<b>100.9</b>	1:15.179 (2)	112.81	0.064	17:27:20.288	
<b>12 -</b>	25.321	106.6	20.013	133.6	<b>29.781</b>	100.6	<b>1:15.115 (1)</b>	<b>112.91</b>		<b>17:28:35.403</b>	
13 -	25.397	106.0	20.037	133.9	29.944	100.0	1:15.378	112.52	0.263	17:29:50.781	
14 -	25.285	<b>107.3</b>	20.006	133.6	30.148	99.4	1:15.439	112.43	0.324	17:31:06.220	

Weather / Track : Sunny / Dry

Thruxton  
Circuit Length = 2.3560 miles  
Start: 17:13 Flag 17:30 End: 17:31

# 2017 F4 British Championship

## ROUND 9 - SECTOR ANALYSIS



SECTOR 1 = FL to I1, SECTOR 2 = I1 to I2, SECTOR 3 = I2 to FL, DIFF = Difference To Personal Best Lap, P = Crossed Finish Line in Pit Lane, D = Time Disallowed

P11		7		Alex QUINN			Arden				
IDEAL LAP TIME : 1:14.755		BEST LAP TIME : 1:14.811			DIFFERENCE : 0.056						
LAP	SECTOR 1		SECTOR 2		SECTOR 3		LAP TIME	MPH	DIFF	TIME OF DAY	
1 -		103.7	20.194	<b>133.4</b>	30.548	93.3	1:21.773	103.72	6.962	17:14:37.971	
2 -	25.688	107.0	20.109	133.1	29.629	99.5	1:15.426	112.44	0.615	17:15:53.397	
3 -	25.482	106.8	20.097	132.8	30.847	96.6	1:16.426	110.97	1.615	17:17:09.823	
4 -	26.159	101.8	20.510	133.1	41.011	92.4	1:27.680	96.73	12.869	17:18:37.503	
5 -	25.636	105.1	20.227	132.1	29.628	100.6	1:15.491	112.35	0.680	17:19:52.994	
6 -	25.135	106.1	20.126	132.8	29.602	100.4	1:14.863 (3)	113.29	0.052	17:21:07.857	
7 -	<b>25.095</b>	<b>107.7</b>	20.109	132.1	29.653	100.4	1:14.857 (2)	113.30	0.046	17:22:22.714	
8 -	25.151	107.0	<b>20.083</b>	132.6	<b>29.577</b>	<b>100.9</b>	<b>1:14.811 (1)</b>	<b>113.37</b>		<b>17:23:37.525</b>	
9 -	25.184	106.5	20.115	131.8	29.699	100.0	1:14.998	113.09	0.187	17:24:52.523	
10 -	25.287	106.5	20.164	131.8	29.676	100.3	1:15.127	112.89	0.316	17:26:07.650	
11 -	25.238	106.8	20.150	131.5	29.605	100.3	1:14.993	113.09	0.182	17:27:22.643	
12 -	25.169	106.6	20.174	131.3	29.638	100.6	1:14.981	113.11	0.170	17:28:37.624	
13 -	25.160	104.3	20.289	131.8	29.729	99.7	1:15.178	112.82	0.367	17:29:52.802	
14 -	25.233	106.0	20.263	131.0	29.691	100.3	1:15.187	112.80	0.376	17:31:07.989	

P12		12		Ayrton SIMMONS			Arden				
IDEAL LAP TIME : 1:14.919		BEST LAP TIME : 1:15.058			DIFFERENCE : 0.139						
LAP	SECTOR 1		SECTOR 2		SECTOR 3		LAP TIME	MPH	DIFF	TIME OF DAY	
1 -		100.7	20.712	<b>133.6</b>	<b>29.627</b>	<b>101.0</b>	1:23.044	102.13	7.986	17:14:39.242	
2 -	25.989	106.3	42.306	65.5	33.765	99.7	1:42.060	83.10	27.002	17:16:21.302	
3 -	25.454	107.5	20.270	131.3	29.859	100.3	1:15.583	112.21	0.525	17:17:36.885	
4 -	25.348	107.5	20.176	131.5	29.732	100.1	1:15.256	112.70	0.198	17:18:52.141	
5 -	25.434	106.6	20.182	131.8	29.871	99.5	1:15.487	112.35	0.429	17:20:07.628	
6 -	25.365	107.2	20.155	132.1	29.728	100.0	1:15.248	112.71	0.190	17:21:22.876	
7 -	25.260	106.5	20.135	131.5	29.756	100.3	1:15.151 (3)	112.86	0.093	17:22:38.027	
8 -	25.339	106.3	20.164	132.1	29.786	99.7	1:15.289	112.65	0.231	17:23:53.316	
9 -	25.375	106.8	20.148	131.8	29.988	99.7	1:15.511	112.32	0.453	17:25:08.827	
10 -	25.300	107.7	20.117	131.8	29.889	100.0	1:15.306	112.62	0.248	17:26:24.133	
11 -	25.221	107.5	<b>20.098</b>	131.8	29.747	100.3	1:15.066 (2)	112.98	0.008	17:27:39.199	
12 -	25.237	107.2	20.156	131.5	29.763	100.9	1:15.156	112.85	0.098	17:28:54.355	
13 -	<b>25.194</b>	107.7	20.155	131.5	29.841	100.4	1:15.190	112.80	0.132	17:30:09.545	
14 -	25.246	<b>107.8</b>	20.122	131.8	29.690	100.6	<b>1:15.058 (1)</b>	<b>113.00</b>		<b>17:31:24.603</b>	

P13		91		Jacky LIU			GW Motorsport				
IDEAL LAP TIME : 1:14.946		BEST LAP TIME : 1:15.300			DIFFERENCE : 0.354						
LAP	SECTOR 1		SECTOR 2		SECTOR 3		LAP TIME	MPH	DIFF	TIME OF DAY	
1 -		103.0	20.648	133.1	29.941	101.2	1:24.440	100.44	9.140	17:14:40.638	
2 -	25.754	106.0	20.597	130.3	30.801	91.8	1:17.152	109.93	1.852	17:15:57.790	
3 -	25.841	106.6	<b>19.981</b>	134.2	29.803	98.6	1:15.625 (2)	112.15	0.325	17:17:13.415	
4 -	<b>25.325</b>	106.3	20.071	133.1	30.899	95.7	1:16.295	111.16	0.995	17:18:29.710	
5 -	26.181	106.3	20.132	132.8	29.800	101.0	1:16.113 (3)	111.43	0.813	17:19:45.823	
6 -	26.173	106.8	20.132	<b>135.0</b>	29.861	<b>101.5</b>	1:16.166	111.35	0.866	17:21:01.989	
7 -	25.566	<b>107.2</b>	20.094	133.9	<b>29.640</b>	101.0	<b>1:15.300 (1)</b>	<b>112.63</b>		<b>17:22:17.289</b>	
8 -	26.187	<b>107.2</b>	20.091	132.8	29.863	99.8	1:16.141	111.39	0.841	17:23:33.430	
9 -	25.651	105.3	23.081		32.658	98.6	1:21.390	104.20	6.090	17:24:54.820	
10 -	25.598	104.0	20.505	130.0	30.338	97.2	1:16.441	110.95	1.141	17:26:11.261	
11 -	25.976	104.6	23.890	118.7	32.104	97.5	1:21.970	103.47	6.670	17:27:33.231	
12 -	27.316	102.4	21.756	117.9	31.259	97.3	1:20.331	105.58	5.031	17:28:53.562	
13 -	31.994	87.4	27.555	111.6	IN PIT		1:36.108 P	88.25	20.808	17:30:29.670	

P14		6		Lucas ROY			Carlin				
IDEAL LAP TIME : 1:16.432		BEST LAP TIME : 1:19.608			DIFFERENCE : 3.176						
LAP	SECTOR 1		SECTOR 2		SECTOR 3		LAP TIME	MPH	DIFF	TIME OF DAY	
1 -		<b>106.5</b>	20.612	132.3	<b>29.897</b>	<b>99.7</b>	1:23.497 (2)	101.57	3.889	17:14:39.695	
2 -	<b>26.097</b>	103.4	<b>20.438</b>	<b>133.9</b>	33.073	66.9	<b>1:19.608 (1)</b>	<b>106.54</b>		<b>17:15:59.303</b>	
3 -	41.178	63.6	33.891	82.3	IN PIT		2:01.468 P	69.82	41.860	17:18:00.771	

Weather / Track : Sunny / Dry

Thruxton  
Circuit Length = 2.3560 miles  
Start: 17:13 Flag 17:30 End: 17:31

# 2017 F4 British Championship

## ROUND 9 - BEST SPEEDS

POS	INTERMEDIATE 1			INTERMEDIATE 2			FINISH LINE		
	NO	NAME	MPH	NO	NAME	MPH	NO	NAME	MPH
1	38	CAROLINE	108.5	14	MASSAAD	136.1	14	MASSAAD	102.9
2	21	PASMA	108.5	76	LUNDQVIST	135.5	81	PIASTRI	102.2
3	14	MASSAAD	108.4	81	PIASTRI	135.0	5	YORK	101.9
4	81	PIASTRI	108.4	91	LIU	135.0	76	LUNDQVIST	101.9
5	76	LUNDQVIST	108.2	5	YORK	134.7	89	SHARP	101.9
6	89	SHARP	107.8	92	CAO	134.7	91	LIU	101.5
7	2	WEBB	107.8	21	PASMA	134.4	2	WEBB	101.3
8	12	SIMMONS	107.8	2	WEBB	134.4	38	CAROLINE	101.0
9	31	SARGEANT	107.7	38	CAROLINE	134.2	31	SARGEANT	101.0
10	7	QUINN	107.7	31	SARGEANT	134.2	12	SIMMONS	101.0
11	5	YORK	107.5	89	SHARP	134.2	92	CAO	100.9
12	92	CAO	107.3	6	ROY	133.9	7	QUINN	100.9
13	91	LIU	107.2	12	SIMMONS	133.6	21	PASMA	100.7
14	6	ROY	106.5	7	QUINN	133.4	6	ROY	99.7

Weather / Track : Sunny / Dry

Results can be found at [www.tsl-timing.com](http://www.tsl-timing.com)

Thruxton  
Circuit Length = 2.3560 miles  
Start: 17:13 Flag 17:30 End: 17:31

Printed - 17:32 Sunday, 07 May 2017



# 2017 F4 British Championship

## ROUND 9 - BEST SECTORS

SECTOR 1			SECTOR 2			SECTOR 3			IDEAL / BEST COMPARISON						
POS	NO	NAME	TIME	NO	NAME	TIME	NO	NAME	TIME	POS	NO	NAME	IDEAL	BEST	DIFF
													<b>PERFECT LAP</b>	<b>1:14.044</b>	
1	81	PIASTRI	25.057	76	LUNDQVIST	19.775	38	CAROLINE	29.212	1	38	CAROLINE	1:14.232	1:14.302	0.070
2	7	QUINN	25.095	21	PASMA	19.866	14	MASSAAD	29.235	2	76	LUNDQVIST	1:14.243	1:14.461	0.218
3	5	YORK	25.114	38	CAROLINE	19.893	76	LUNDQVIST	29.255	3	14	MASSAAD	1:14.267	1:14.579	0.312
4	14	MASSAAD	25.122	5	YORK	19.895	5	YORK	29.329	4	5	YORK	1:14.338	1:14.388	0.050
5	38	CAROLINE	25.127	14	MASSAAD	19.910	21	PASMA	29.384	5	81	PIASTRI	1:14.404	1:14.529	0.125
6	89	SHARP	25.129	81	PIASTRI	19.925	81	PIASTRI	29.422	6	21	PASMA	1:14.569	1:14.722	0.153
7	31	SARGEANT	25.165	92	CAO	19.977	31	SARGEANT	29.426	7	31	SARGEANT	1:14.590	1:14.623	0.033
8	92	CAO	25.176	91	LIU	19.981	89	SHARP	29.575	8	89	SHARP	1:14.731	1:15.047	0.316
9	12	SIMMONS	25.194	31	SARGEANT	19.999	7	QUINN	29.577	9	7	QUINN	1:14.755	1:14.811	0.056
10	76	LUNDQVIST	25.213	89	SHARP	20.027	2	WEBB	29.626	10	2	WEBB	1:14.888	1:15.277	0.389
11	2	WEBB	25.229	2	WEBB	20.033	12	SIMMONS	29.627	11	12	SIMMONS	1:14.919	1:15.058	0.139
12	21	PASMA	25.319	7	QUINN	20.083	91	LIU	29.640	12	92	CAO	1:14.934	1:15.115	0.181
13	91	LIU	25.325	12	SIMMONS	20.098	92	CAO	29.781	13	91	LIU	1:14.946	1:15.300	0.354
14	6	ROY	26.097	6	ROY	20.438	6	ROY	29.897	14	6	ROY	1:16.432	1:19.608	3.176

Weather / Track : Sunny / Dry

Results can be found at [www.tsl-timing.com](http://www.tsl-timing.com)

Thruxton  
 Circuit Length = 2.3560 miles  
 Start: 17:13 Flag 17:30 End: 17:31

Printed - 17:32 Sunday, 07 May 2017

# 2017 F4 British Championship

## ROUND 9 - LAP CHART

LAP 1 @ 17:14:36.723			LAP 2 @ 17:15:51.376			LAP 3 @ 17:17:05.980			LAP 4 @ 17:18:20.454			LAP 5 @ 17:19:34.947		
NO	BEHIND	LAP TIME	NO	BEHIND	LAP TIME	NO	BEHIND	LAP TIME	NO	BEHIND	LAP TIME	NO	BEHIND	LAP TIME
38		1:20.525	38		1:14.653	38		1:14.604	38		1:14.474	38		1:14.493
31	1.096	1:21.621	31	1.442	1:14.999	31	1.748	1:14.910	31	2.173	1:14.899	31	2.650	1:14.970
7	1.248	1:21.773	7	2.021	1:15.426	5	3.419	1:15.769	5	4.407	1:15.462	14	5.111	1:14.980
5	1.429	1:21.954	5	2.254	1:15.478	81	3.469	1:15.395	14	4.624	1:15.321	5	5.242	1:15.328
76	1.524	1:22.049	76	2.300	1:15.429	14	3.777	1:15.456	81	5.574	1:16.579	81	5.610	1:14.529
81	1.744	1:22.269	81	2.678	1:15.587	7	3.843	1:16.426	76	7.144	1:17.631	76	7.321	1:14.670
21	1.900	1:22.425	14	2.925	1:15.437	76	3.987	1:16.291	21	8.477	1:18.608	21	9.702	1:15.718
14	2.141	1:22.666	21	3.765	1:16.518	21	4.343	1:15.182	92	8.630	1:16.387	2	10.395	1:15.768
89	2.304	1:22.829	92	5.781	1:17.158	92	6.717	1:15.540	2	9.120	1:15.693	92	10.680	1:16.543
12	2.519	1:23.044	91	6.414	1:17.152	91	7.435	1:15.625	91	9.256	1:16.295	91	10.876	1:16.113
6	2.972	1:23.497	2	6.939	1:18.061	2	7.901	1:15.566	89	10.225	1:15.047	89	11.042	1:15.310
92	3.276	1:23.801	6	7.927	1:19.608	89	9.652	1:16.074	7	17.049	1:27.680	7	18.047	1:15.491
2	3.531	1:24.056	89	8.182	1:20.531	12	30.905	1:15.583	12	31.687	1:15.256	12	32.681	1:15.487
91	3.915	1:24.440	12	29.926	1:42.060	6	54.791	2:01.468 P						

Weather / Track : Sunny / Dry

Thruxton  
 Circuit Length = 2.3560 miles  
 Start: 17:13 Flag 17:30 End: 17:31

# 2017 F4 British Championship

## ROUND 9 - LAP CHART

LAP 6 @ 17:20:49.396			LAP 7 @ 17:22:03.698			LAP 8 @ 17:23:18.144			LAP 9 @ 17:24:32.724			LAP 10 @ 17:25:47.299		
NO	BEHIND	LAP TIME	NO	BEHIND	LAP TIME	NO	BEHIND	LAP TIME	NO	BEHIND	LAP TIME	NO	BEHIND	LAP TIME
38		1:14.449	38		1:14.302	38		1:14.446	38		1:14.580	38		1:14.575
31	3.063	1:14.862	31	3.652	1:14.891	31	4.227	1:15.021	31	4.347	1:14.700	31	4.638	1:14.866
5	5.817	1:15.024	5	6.202	1:14.687	5	6.460	1:14.704	5	6.421	1:14.541	5	6.455	1:14.609
81	7.364	1:16.203	81	7.870	1:14.808	81	7.959	1:14.535	81	8.375	1:14.996	81	8.676	1:14.876
76	8.017	1:15.145	76	8.267	1:14.552	76	8.318	1:14.497	76	9.109	1:15.371	76	9.400	1:14.866
14	8.198	1:17.536	14	9.103	1:15.207	14	9.236	1:14.579	14	9.503	1:14.847	14	9.739	1:14.811
21	10.056	1:14.803	21	10.754	1:15.000	21	11.129	1:14.821	21	11.565	1:15.016	21	11.712	1:14.722
2	11.403	1:15.457	2	12.425	1:15.324	89	14.129	1:15.560	89	15.559	1:16.010	89	16.319	1:15.335
89	11.976	1:15.383	89	13.015	1:15.341	2	14.225	1:16.246	2	15.802	1:16.157	2	16.678	1:15.451
92	12.391	1:16.160	92	13.465	1:15.376	92	15.003	1:15.984	92	16.833	1:16.410	92	17.810	1:15.552
91	12.593	1:16.166	91	13.591	1:15.300	91	15.286	1:16.141	7	19.799	1:14.998	7	20.351	1:15.127
7	18.461	1:14.863	7	19.016	1:14.857	7	19.381	1:14.811	91	22.096	1:21.390	91	23.962	1:16.441
12	33.480	1:15.248	12	34.329	1:15.151	12	35.172	1:15.289	12	36.103	1:15.511	12	36.834	1:15.306

Weather / Track : Sunny / Dry

Thruxton  
 Circuit Length = 2.3560 miles  
 Start: 17:13 Flag 17:30 End: 17:31

# 2017 F4 British Championship

## ROUND 9 - LAP CHART

LAP 11 @ 17:27:01.900			LAP 12 @ 17:28:16.471			LAP 13 @ 17:29:31.015			LAP 14 @ 17:30:45.429		
NO	BEHIND	LAP TIME	NO	BEHIND	LAP TIME	NO	BEHIND	LAP TIME	NO	BEHIND	LAP TIME
38		1:14.601	38		1:14.571	38		1:14.544	38		1:14.414
31	4.822	1:14.785	31	5.043	1:14.792	31	5.122	1:14.623	31	5.494	1:14.786
5	6.371	1:14.517	5	6.319	1:14.519	5	6.163	1:14.388	5	6.243	1:14.494
81	8.649	1:14.574	81	8.659	1:14.581	76	9.678	1:15.054	76	9.973	1:14.709
76	9.260	1:14.461	76	9.168	1:14.479	81	10.055	1:15.940	14	12.391	1:15.709
14	10.188	1:15.050	14	10.370	1:14.753	14	11.096	1:15.270	81	12.996	1:17.355
21	11.888	1:14.777	21	12.056	1:14.739	21	12.627	1:15.115	21	14.193	1:15.980
89	16.832	1:15.114	89	17.990	1:15.729	89	18.927	1:15.481	89	20.195	1:15.682
2	17.701	1:15.624	2	18.407	1:15.277	2	19.271	1:15.408	2	20.503	1:15.646
92	18.388	1:15.179	92	18.932	1:15.115	92	19.766	1:15.378	92	20.791	1:15.439
7	20.743	1:14.993	7	21.153	1:14.981	7	21.787	1:15.178	7	22.560	1:15.187
91	31.331	1:21.970	91	37.091	1:20.331	12	38.530	1:15.190	12	39.174	1:15.058
12	37.299	1:15.066	12	37.884	1:15.156	91	58.655	1:36.108 P			

Weather / Track : Sunny / Dry

# 2017 F4 British Championship

## ROUND 9 - POSITION CHART

No	Name	Lap														
		Pos	1	2	3	4	5	6	7	8	9	10	11	12	13	14
7	QUINN	1	38	38	38	38	38	38	38	38	38	38	38	38	38	38
5	YORK	2	31	31	31	31	31	31	31	31	31	31	31	31	31	31
38	CAROLINE	3	7	7	5	5	14	5	5	5	5	5	5	5	5	5
31	SARGEANT	4	5	5	81	14	5	81	81	81	81	81	81	81	76	76
81	PIASTRI	5	76	76	14	81	81	76	76	76	76	76	76	76	81	14
76	LUNDQVIST	6	81	81	7	76	76	14	14	14	14	14	14	14	14	81
21	PASMA	7	21	14	76	21	21	21	21	21	21	21	21	21	21	21
14	MASSAAD	8	14	21	21	92	2	2	2	89	89	89	89	89	89	89
89	SHARP	9	89	92	92	2	92	89	89	2	2	2	2	2	2	2
12	SIMMONS	10	12	91	91	91	91	92	92	92	92	92	92	92	92	92
92	CAO	11	6	2	2	89	89	91	91	91	7	7	7	7	7	7
6	ROY	12	92	6	89	7	7	7	7	7	91	91	91	91	12	12
2	WEBB	13	2	89	12	12	12	12	12	12	12	12	12	12	91	
91	LIU	14	91	12	6											

Weather / Track : Sunny / Dry

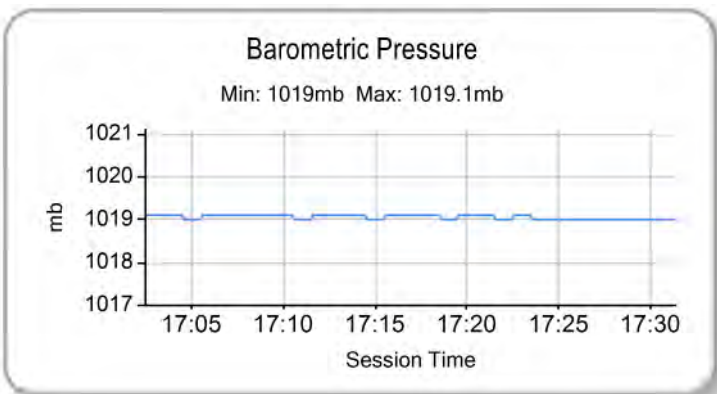
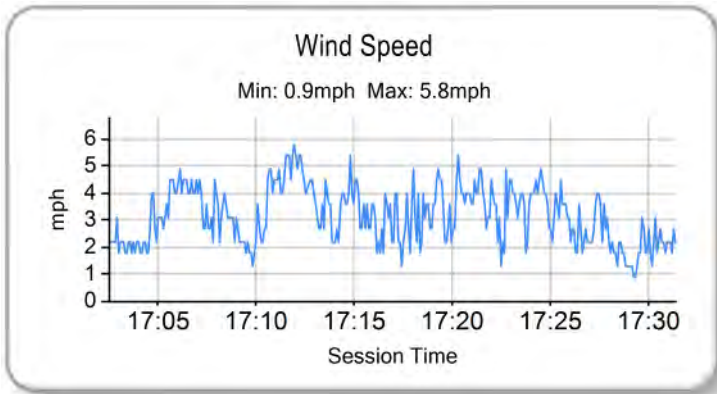
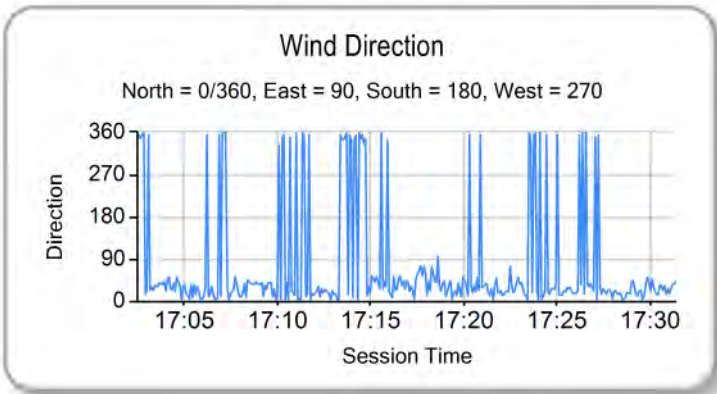
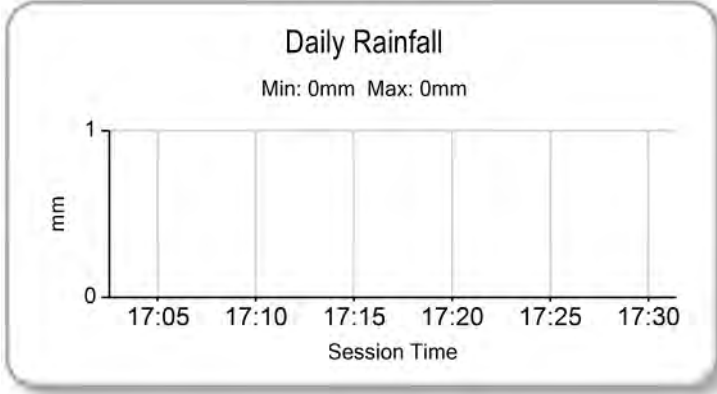
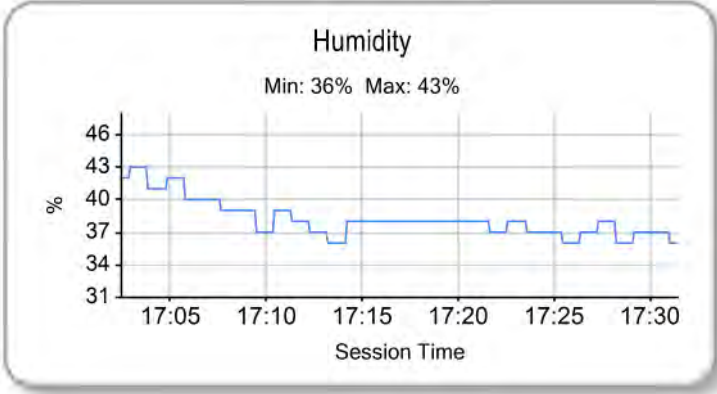
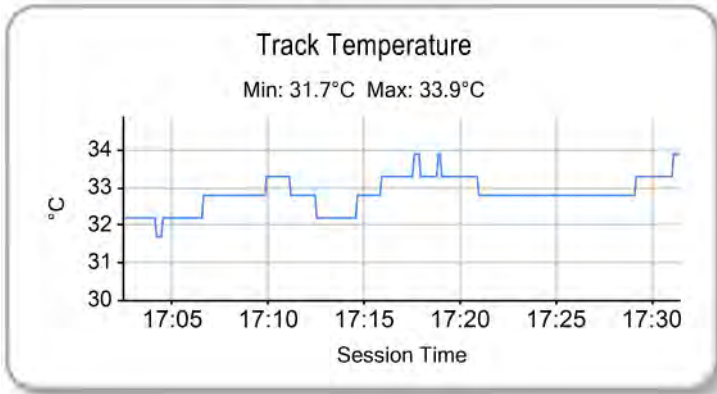
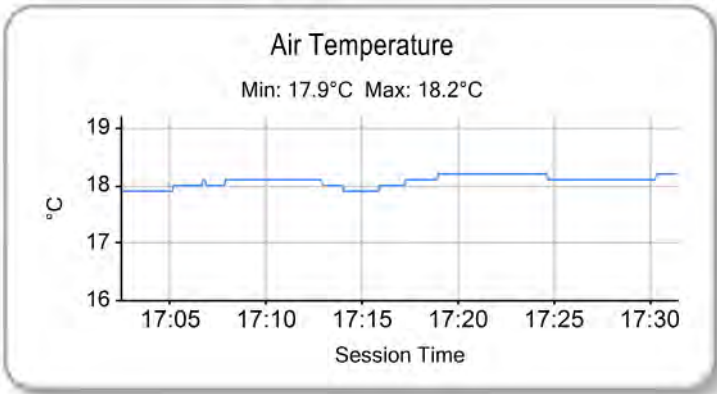
Results can be found at [www.tsl-timing.com](http://www.tsl-timing.com)

Thruxton  
 Circuit Length = 2.3560 miles  
 Start: 17:13 Flag 17:30 End: 17:31

Printed - 17:33 Sunday, 07 May 2017

# 2017 F4 British Championship

## ROUND 9 - WEATHER CONDITIONS



Weather / Track : Sunny / Dry

Results can be found at [www.tsl-timing.com](http://www.tsl-timing.com)

Thruxton  
 Circuit Length = 2.3560 miles  
 Start: 17:13 Flag 17:30 End: 17:31

Printed - 17:33 Sunday, 07 May 2017