





实用教学

简笔画




- 简笔画定义
- 简笔画特点
- 简笔画主要作用
- 简笔画的画法
- 简笔画图集




简笔画的定义

- 简笔画是一种利用简单的点、线、图形等符号来表现物象基本特性的，简约而直观、形象、鲜明、生动的绘画形式。
- Stick figure (match pictures)



简笔画的特点

- 图形简单
- 形象鲜明
- 幽默风趣

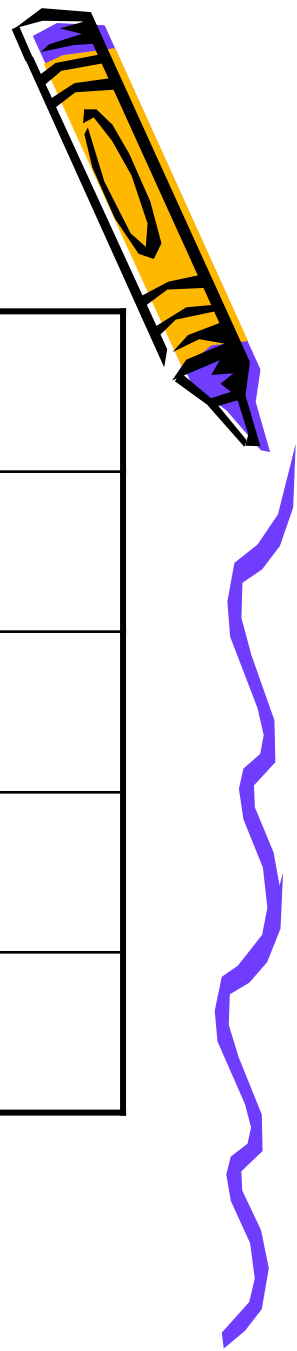


简笔画的主要作用

- 丰富教学语言，使语言信息和图像信息同时参与教学过程，学生视听结合。
- 活跃课堂气氛，激发学生学习兴趣。
- 化解教学难点，变抽象为具体，化复杂为简单。
- 使学生注意力集中，左右脑并用，增强记忆，提高学习效率。
- 提高学生的审美能力，对学生产生潜移默化的美育作用。



学生认知测试结果



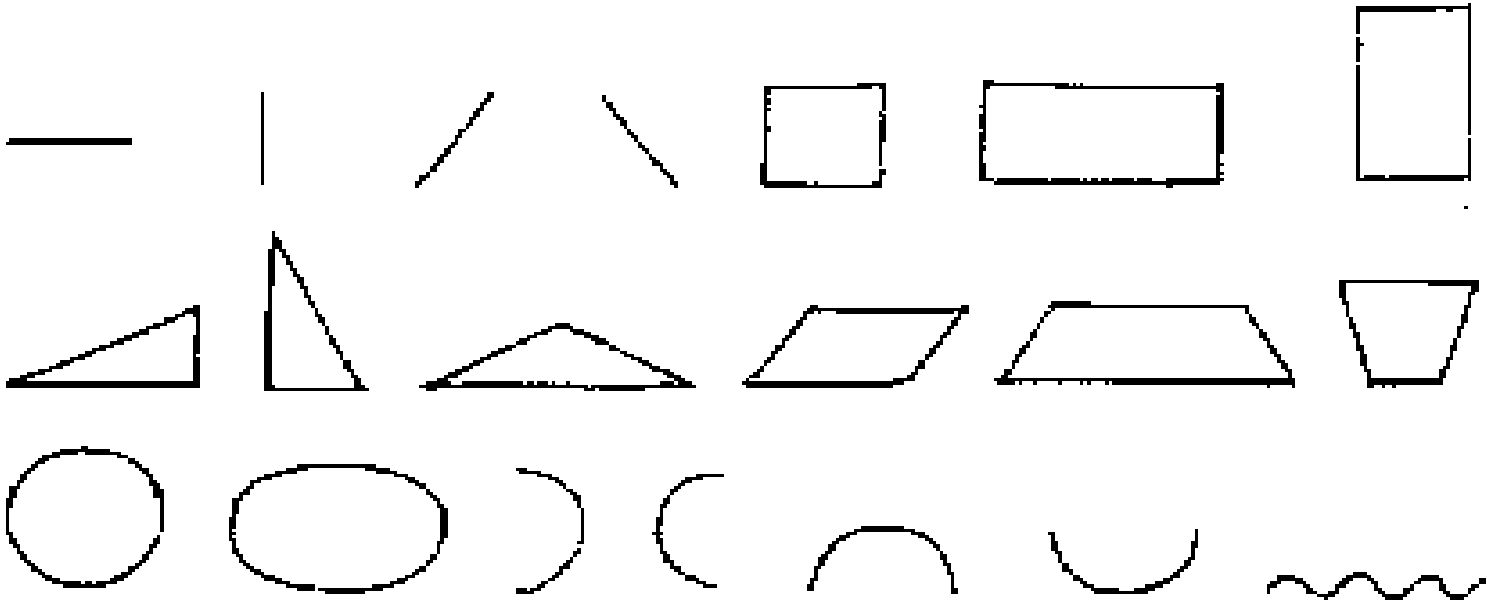
传达方式	记忆保持率	
	三小时后	三天后
只凭口述	70%	10%
只给看图	72%	20%
边看图边口述	85%	65%




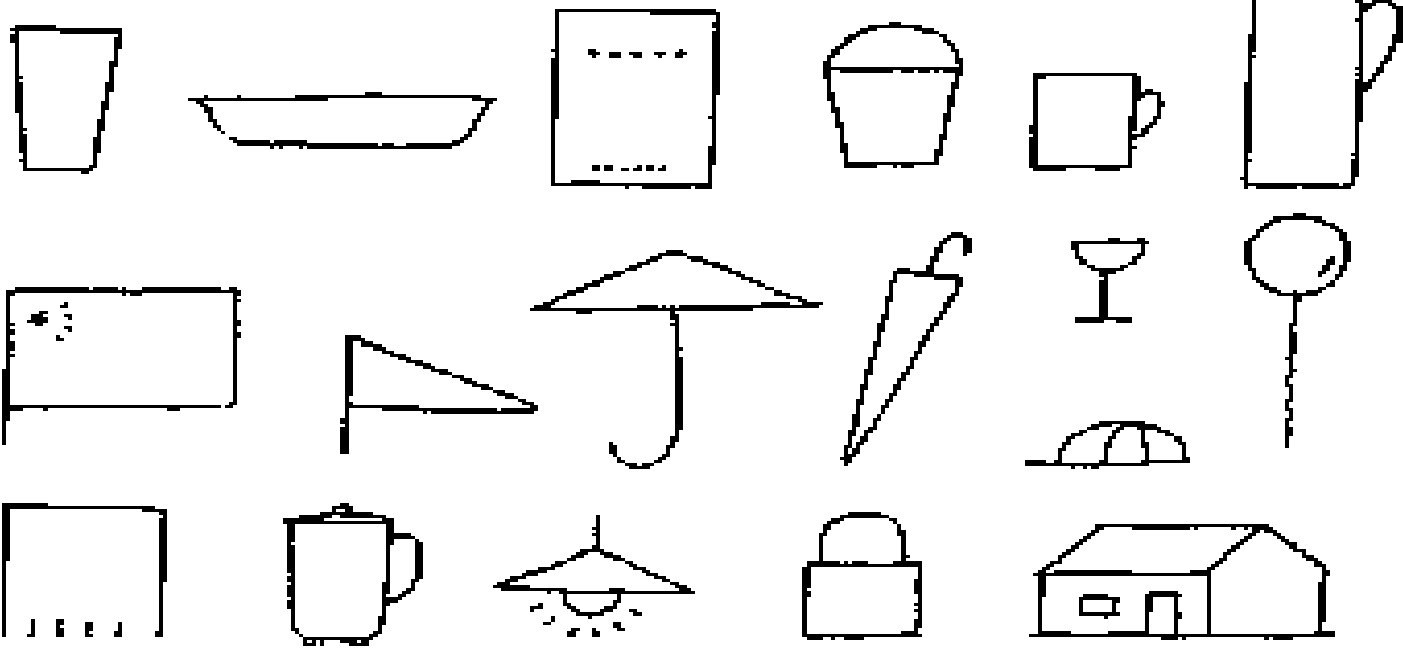
简笔画的画法



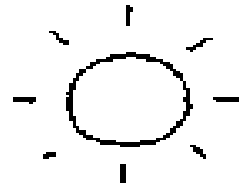
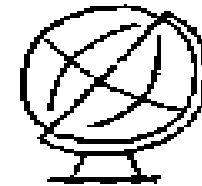
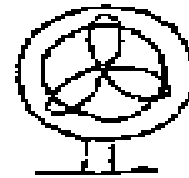
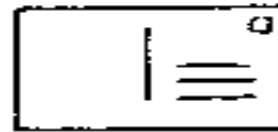
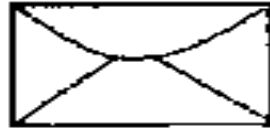
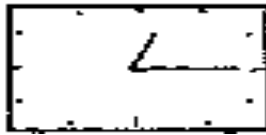
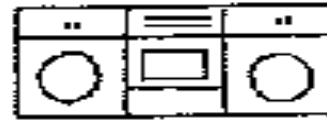


- 1. 练好基本图形，打下学画基础。




- 2. 抓住事物特征(概括为几何图形)





简笔画自学方法介绍




1. 临摹

购置、收集简笔画册作为范画，根据教学内容选取适合的图样进行反复临摹。

2. 改画

把图画、照片等写实的画面删繁就简，适当夸张，改画成简笔画。





3. 默画


通过默画已画过的简笔画，既可加深对它的理解，又强化了对其形象的记忆。

4. 单个物像创作（专业难度）




在黑板上画简笔画应注意：

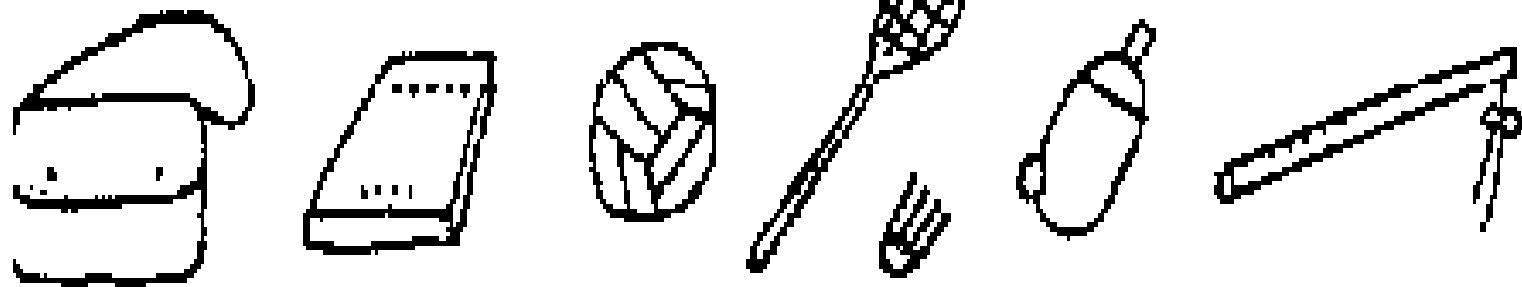
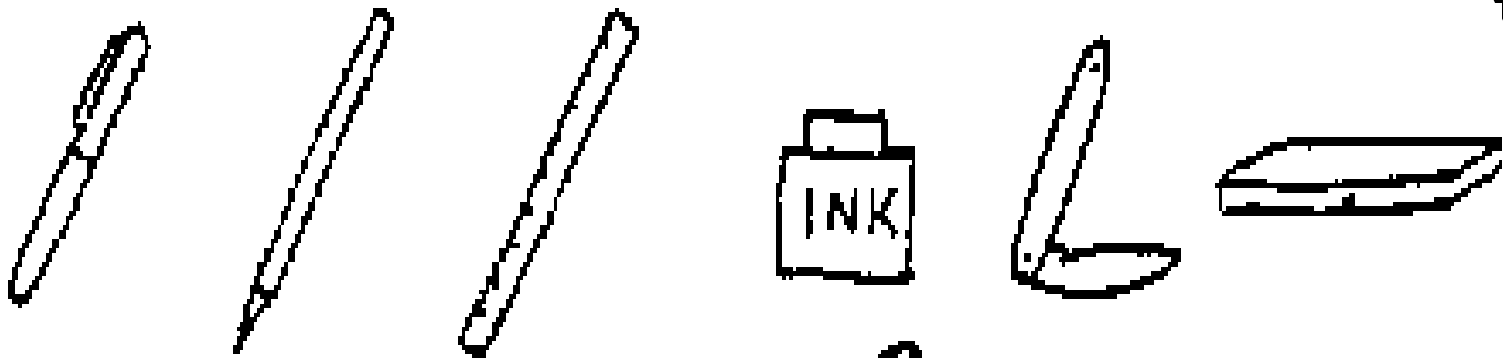
1. 下笔前先看好位置，估计好物像画出后所占的方位、物体长宽比例及各部分关系，做到“意在笔先”，这样就不会出现画不下去或者物像比例失调的现象。
2. 下笔要肯定，粉笔线要扎实沉稳，不能轻飘飘的似画非画（最常见画法）。
3. 注意用笔程序，先画大形和基本特征，再添加附件，若时间有限还可以省略附件，只要有了基本形和基本特征即可。



· 简笔画图集

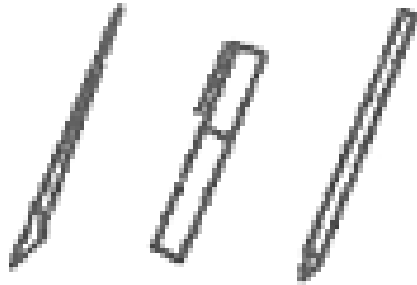


- 1. 文体用品



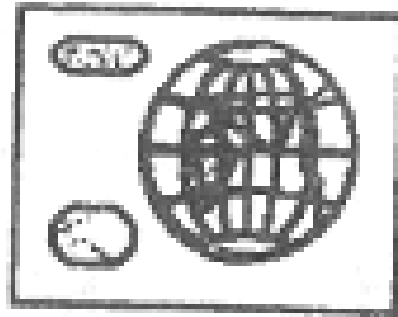


books



pens

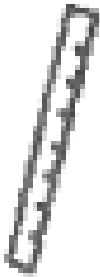
pencil



map



bag



ruler



pencil-box




knife




paper



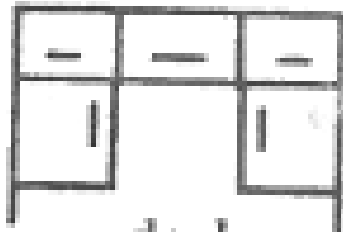
rubber



picture




photo



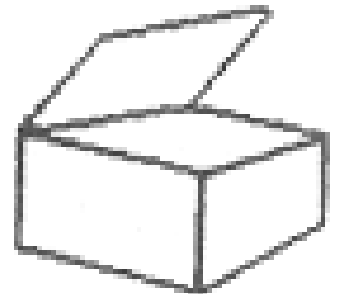
desk



chair



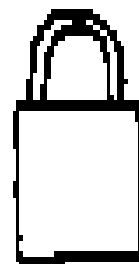
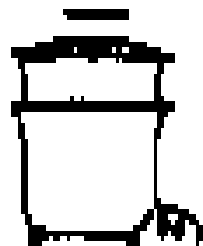
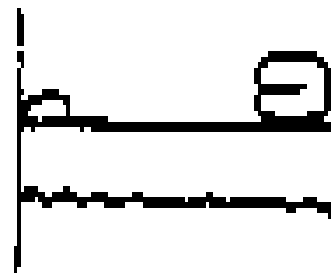
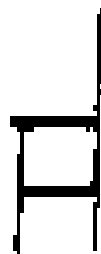
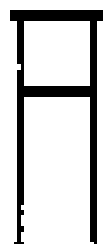
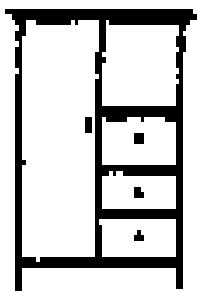
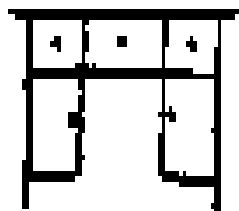
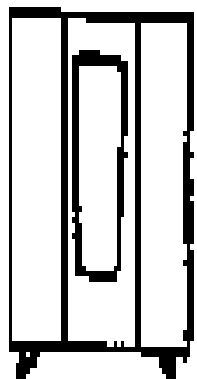

clock




box



- 2. 家居用品





glass



cup



bottle



lights



bed



watch doll



money



telephone



plate





TV

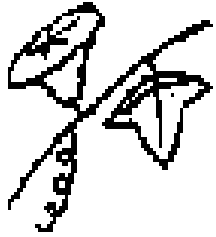



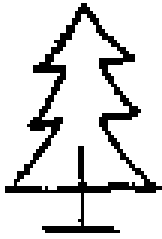


ball



• 3. 植物






gate

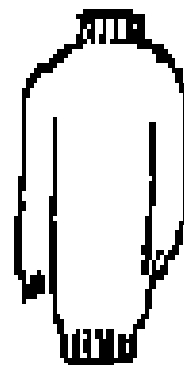
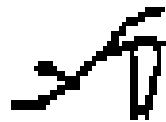
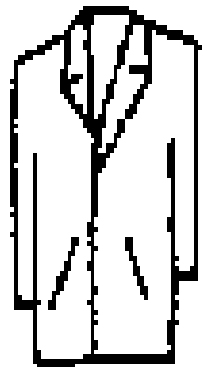
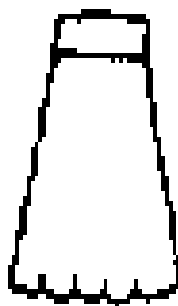

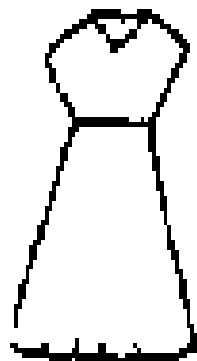
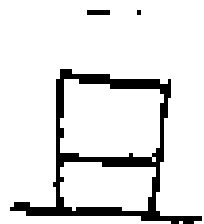
garden

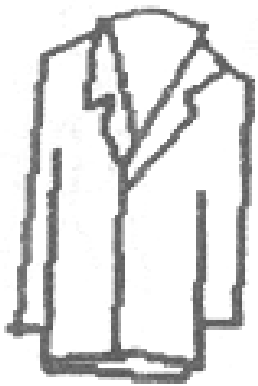
trees

flowers

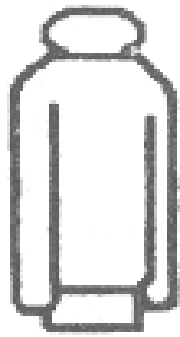


- 4. 衣着和生活用品

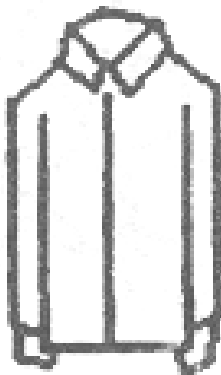




coat



sweater



shirt



skirt



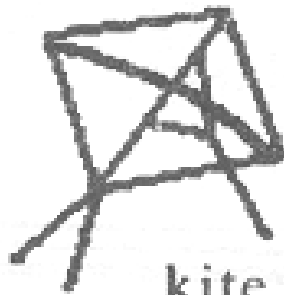
trousers



shoes



socks



kite




glasses



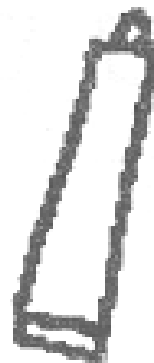
hats



cap

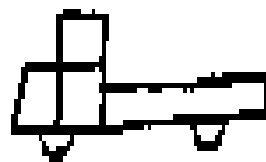
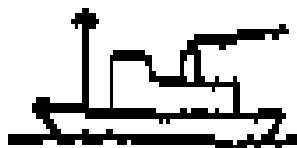
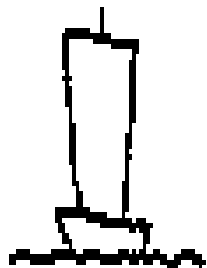

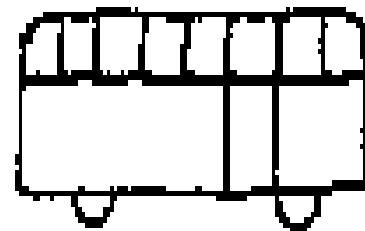
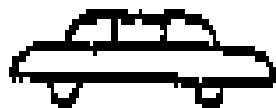



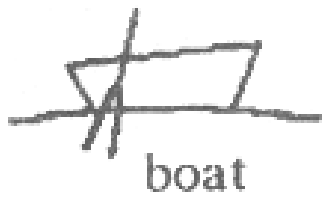
toothbrush



toothpaste

- 5. 交通工具





boat



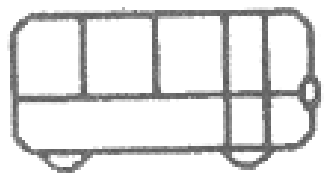
bike



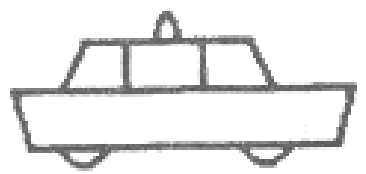
plane



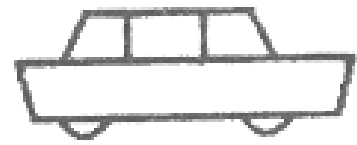
train



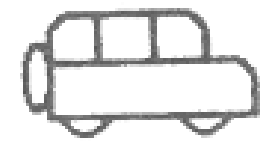
bus



taxi




car



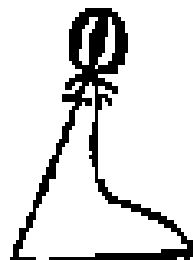
jeep



motorcycle



• 6. 动物





hen



chicken



birds



duck



cat



dog



elephant




sheep



geese



eagle



mouse



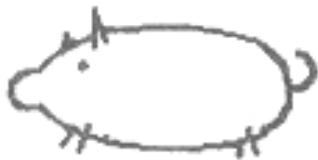
panda



monkey



wolf



pig



horse



bee



cow




fly



fish



- 7. 不同年龄、性别、职业的人物





teacher



pupils



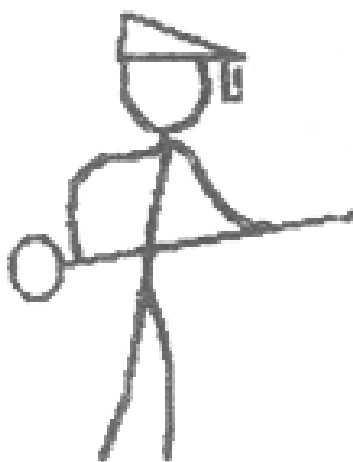
Young Pioneers




students



farmer



worker





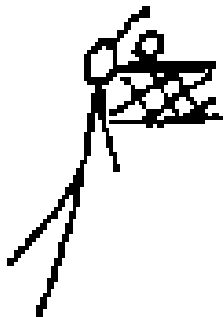
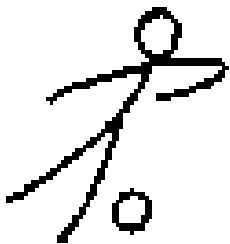

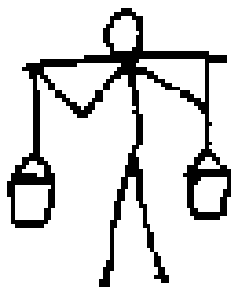

soldier




doctor




- 8. 人物的动作









give




touch



think






take care of




look



count



put on




listen



turn on



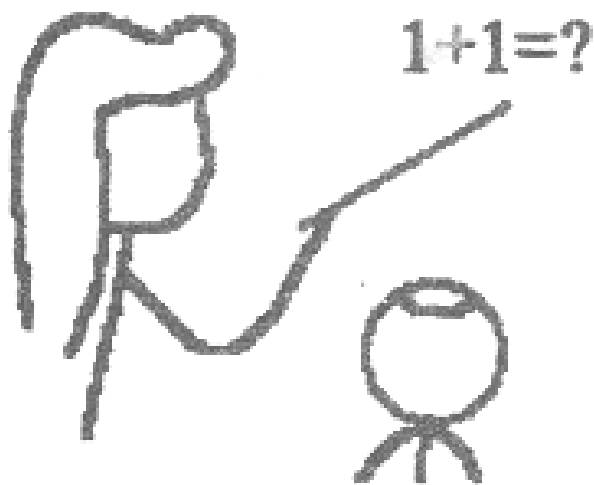
read




open




close



teach



pass



wash



get up




go to bed and sleep




go home




go to school



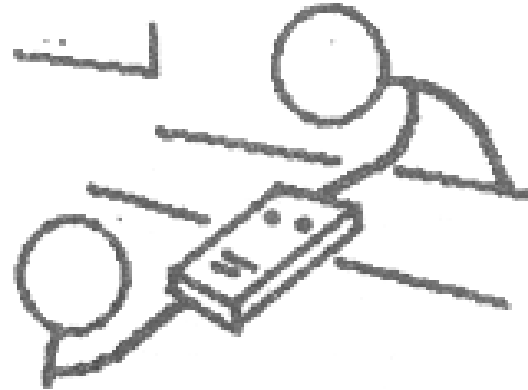
do one's homework



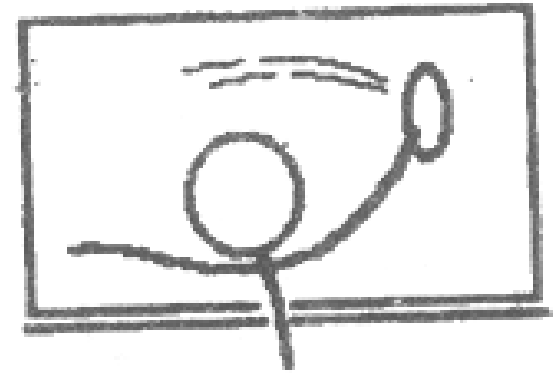
watch TV




work hard




borrow a book




clean the blackboard



study English



play a game



talk with a friend.






ride their bikes



play in their bedroom



have sports




write near the window




eat an apple



sit under the tree



go to the park

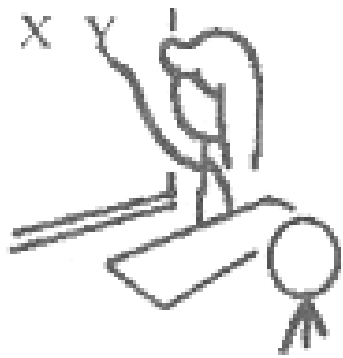


clean the classroom

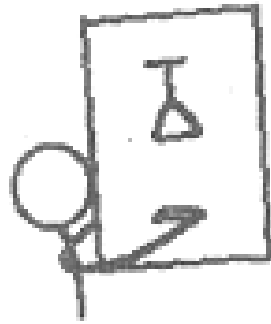


guess





have an English class



carry the box



play football



help the old woman



give them some cakes





jump



swim in the river



take a bus



make paper boats





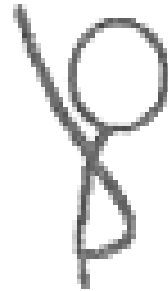
ride a horse



sing English songs



$$5+7=?$$




ask



play basketball



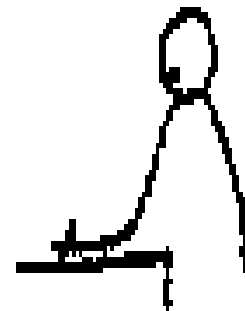

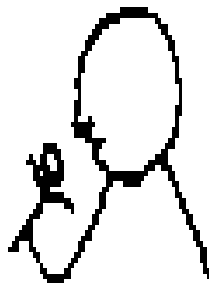

run in the morning



listen to the radio



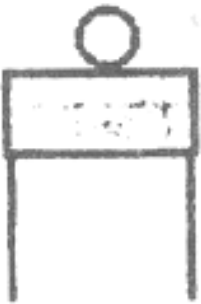
- 9. 脸部表情和上半身的动作



10.方位



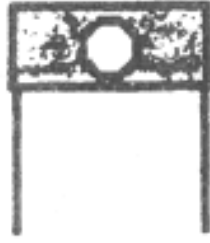
in front of behind



on



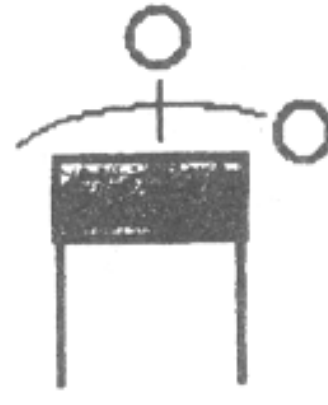
under




in



above



over



Thank you!

