

# 自建 SS 节点教程

首先，自建 SS 节点的前提是你得先看下这篇文章的一些基础步骤：

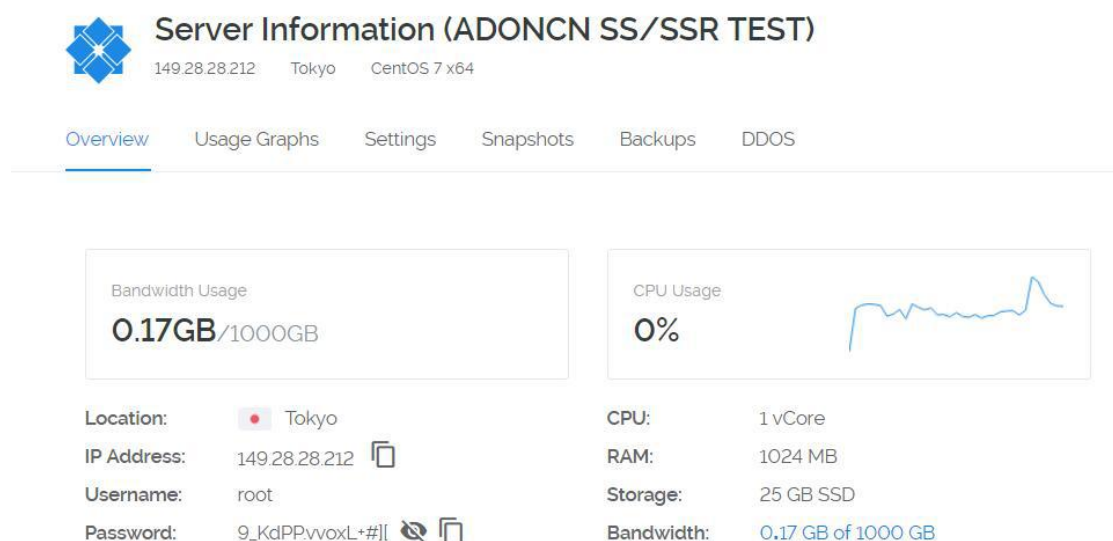
**一步一步教您超低价格 VPS 搭建私人独享 SS/SSR 账号**

<https://adoncn.com/31050/>

VULTR 优惠码帐号注册地址：

<http://adoncn.com/go/vultr/>

如果看完上面教程以及按照连接注册了帐号以及充值了金额，那么按照上面的教程，新建一个日本主机！



The screenshot shows a server information dashboard for 'ADONCN SS/SSR TEST'. At the top, it displays the server's IP address (149.28.28.212), location (Tokyo), and operating system (CentOS 7 x64). Below this, there are navigation tabs for Overview, Usage Graphs, Settings, Snapshots, Backups, and DDOS. The main content area is divided into two columns. The left column shows 'Bandwidth Usage' as 0.17GB/1000GB. The right column shows 'CPU Usage' as 0% with a small line graph. Below these, there are two columns of server specifications. The left column lists: Location: Tokyo, IP Address: 149.28.28.212, Username: root, and Password: 9\_KdPPvvoxL+#I. The right column lists: CPU: 1 vCore, RAM: 1024 MB, Storage: 25 GB SSD, and Bandwidth: 0.17 GB of 1000 GB.

**Server Information (ADONCN SS/SSR TEST)**  
149.28.28.212 Tokyo CentOS 7 x64

Overview Usage Graphs Settings Snapshots Backups DDOS

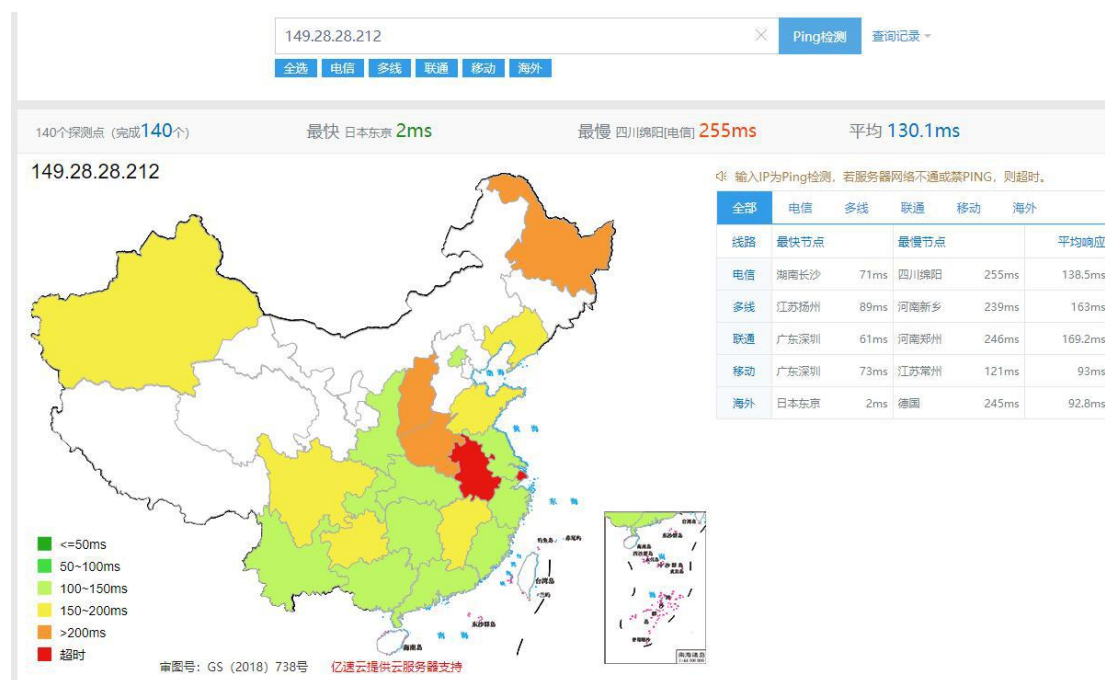
Bandwidth Usage: 0.17GB/1000GB

CPU Usage: 0%

Location: Tokyo  
IP Address: 149.28.28.212  
Username: root  
Password: 9\_KdPPvvoxL+#I

CPU: 1 vCore  
RAM: 1024 MB  
Storage: 25 GB SSD  
Bandwidth: 0.17 GB of 1000 GB

PING 测试: <http://ping.chinaz.com/>



端口测试: <http://port.ping.pe/>

```
TCP port check: 149.28.28.212:22 Go
Valid example: 1.2.3.4:22
IP: 149.28.28.212 - ARIN /20 AS20473 AS-CHOOPA - Japan, Tokyo, Heiwajima [hosting] MAP
```

Location	ISP	TCP port check result
Canada, BC, Vancouver	Telus	Connection to 149.28.28.212:22 successful
Canada, BC, Vancouver	Shaw	Connection to 149.28.28.212:22 successful
USA, CA, Fremont	Hurricane FMT2	Connection to 149.28.28.212:22 successful
USA, CA, Fremont	Linode	Connection to 149.28.28.212:22 successful
USA, CA, San Francisco	Digital Ocean	Connection to 149.28.28.212:22 successful
USA, CA, Los Angeles	QuadraNET	Connection to 149.28.28.212:22 successful
USA, CA, Los Angeles	Vultr	Connection to 149.28.28.212:22 successful
USA, CA, Seattle	Google	Connection to 149.28.28.212:22 successful
USA, CO, Denver	Cogent	Connection to 149.28.28.212:22 successful
USA, TX, Dallas	Softlayer	Connection to 149.28.28.212:22 successful
USA, IL, Chicago	Cogent	Connection to 149.28.28.212:22 successful
USA, GA, Atlanta	55 Marietta/RamNode	Connection to 149.28.28.212:22 successful
USA, VA, Vint Hill	OVH	Connection to 149.28.28.212:22 successful
USA, NY, New York	Telehouse/RamNode	Connection to 149.28.28.212:22 successful
Canada, QC, Montreal	OVH	Connection to 149.28.28.212:22 successful
France, Paris	Online.net	Connection to 149.28.28.212:22 successful
Netherlands, Nuland	WeservIT/RamNode	Connection to 149.28.28.212:22 successful
Germany, Nuremberg	Hetzner	Connection to 149.28.28.212:22 successful
Germany, Bochum	ProviderService	Connection to 149.28.28.212:22 successful
Italy, Milan	Prometeus	Connection to 149.28.28.212:22 successful
Russia, Tomsk	Tomgate/Berihoster	Connection to 149.28.28.212:22 successful
Singapore	Digital Ocean	Connection to 149.28.28.212:22 successful
Japan, Tokyo	Vultr	Connection to 149.28.28.212:22 successful
Australia, Sydney	Vultr	Connection to 149.28.28.212:22 successful
Taiwan, Taichung	Google	Connection to 149.28.28.212:22 successful
China, Wuwei	China Mobile	Connection to 149.28.28.212:22 successful
China, Chengdu	Tencent	Connection to 149.28.28.212:22 successful
China, Shenzhen	Aliyun	Connection to 149.28.28.212:22 successful
China, Beijing	Aliyun	Connection to 149.28.28.212:22 successful
China, Beijing	Tencent	Connection to 149.28.28.212:22 successful
China, Anhui	China Mobile	Connection to 149.28.28.212:22 successful
China, Jiangsu	China Mobile	Connection to 149.28.28.212:22 successful
China, Jiangsu	China Unicom	pingr offline
China, Hangzhou	Aliyun	Connection to 149.28.28.212:22 successful
China, Qingdao	Aliyun	Connection to 149.28.28.212:22 successful
China, Shanghai	Tencent	Connection to 149.28.28.212:22 successful
China, Shanghai	Aliyun	Connection to 149.28.28.212:22 successful
China, Shanghai	China Telecom	Connection to 149.28.28.212:22 successful

[Save as image] For best connectivity to/from China we recommend

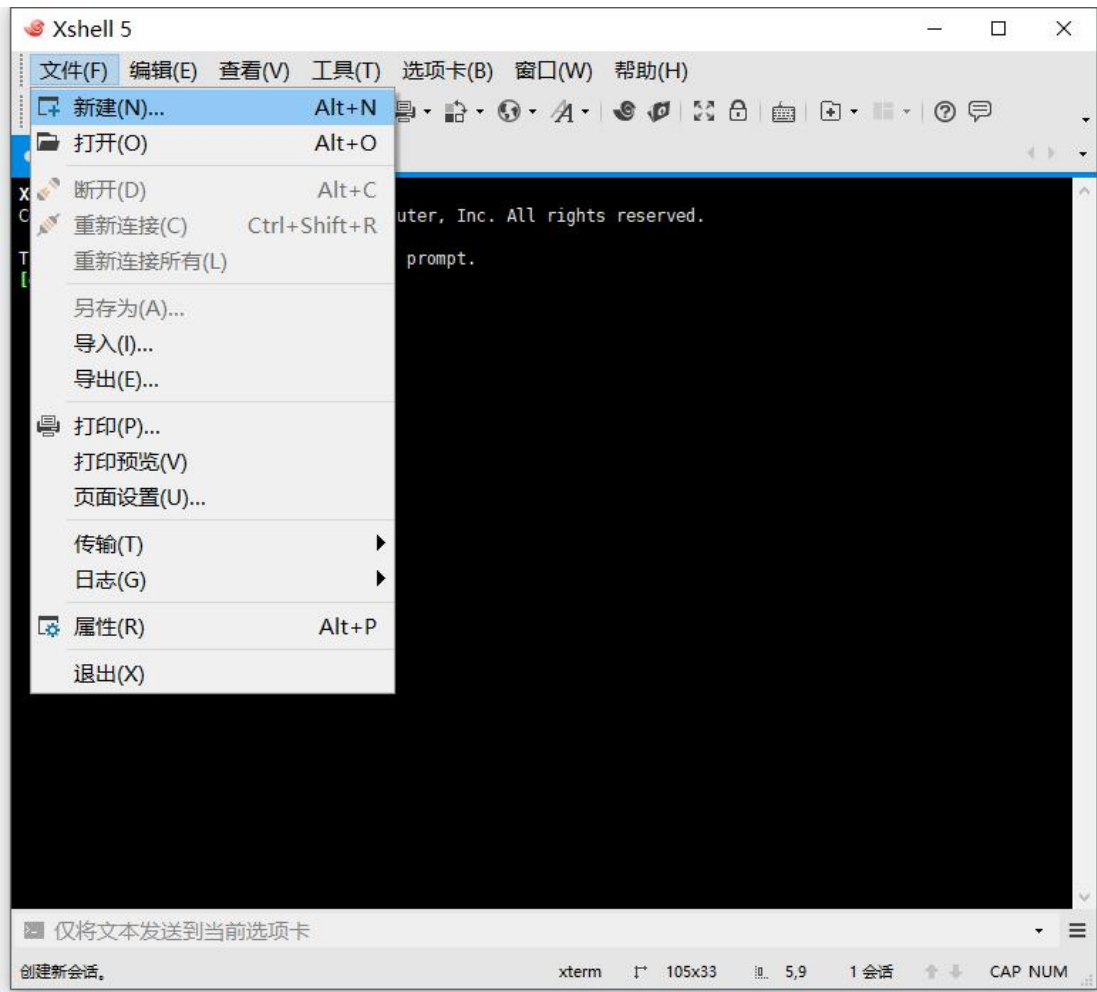
之前跨境电商之家的文章推荐的 PUTTY, 很多新手对于输入密码那里一筹莫展, 所以这里推荐一个大家用的多的软件:

X-SHELL 下载地址: <http://adoncn.com/Xshell.7z>

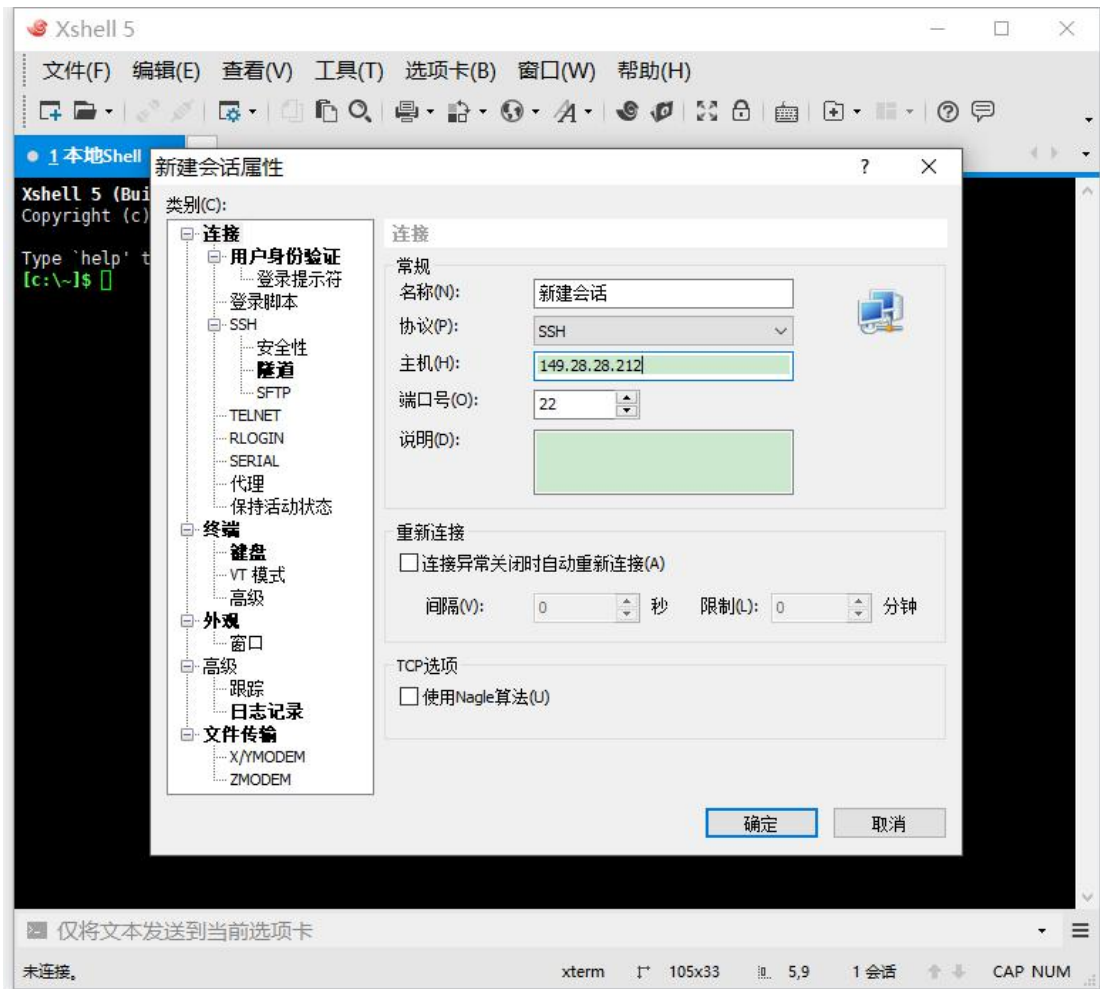
下载后解压缩, 运行 "绿化.bat", 然后运行 Xshell.exe

名称	修改日期	类型	大小
Languages	2016/10/28 ...	文件夹	
ScriptSample	2016/10/28 ...	文件夹	
Theme	2016/10/28 ...	文件夹	
!卸载.bat	2017/8/16 1...	Windows 批...	1 KB
CrashRpt.dll	2017/8/5 11...	应用程序扩展	162 KB
crashrpt_lang.ini	2014/5/22 1...	配置设置	9 KB
CrashSender.exe	2017/8/5 11...	应用程序	961 KB
example.tkm	2006/8/9 16...	TKM 文件	1 KB
filexfer.dat	2003/7/16 1...	qqplayer.dat	10 KB
installanchorservice.exe	2017/1/25 1...	应用程序	108 KB
LiveUpdate.exe	2013/7/8 14...	应用程序	3 KB
nslicense.dll	2018/12/31 ...	应用程序扩展	688 KB
NsNotifier.exe	2013/8/8 10...	应用程序	58 KB
nsprofile2.dll	2017/8/5 11...	应用程序扩展	160 KB
nsregister.exe	2017/8/5 11...	应用程序	44 KB
nsresource.dll	2017/8/5 11...	应用程序扩展	824 KB
nsock2.dll	2017/8/5 11...	应用程序扩展	113 KB
nssh3.dll	2017/8/5 11...	应用程序扩展	1,430 KB
nsutil2.dll	2017/8/5 11...	应用程序扩展	354 KB
nsverchk.exe	2017/8/5 11...	应用程序	100 KB
Xactivator.exe	2016/9/30 1...	应用程序	301 KB
Xagent.exe	2017/8/5 11...	应用程序	367 KB
Xshell.exe	2017/8/15 1...	应用程序	1,831 KB
XshellCore.exe	2017/8/5 11...	应用程序	1,856 KB
XshellCore.tlb	2013/10/1 1...	TLB 文件	5 KB
XshellLib.dll	2017/8/5 11...	应用程序扩展	280 KB
Xtransport.exe	2017/8/5 11...	应用程序	509 KB
绿化.bat	2017/8/16 1...	Windows 批...	2 KB

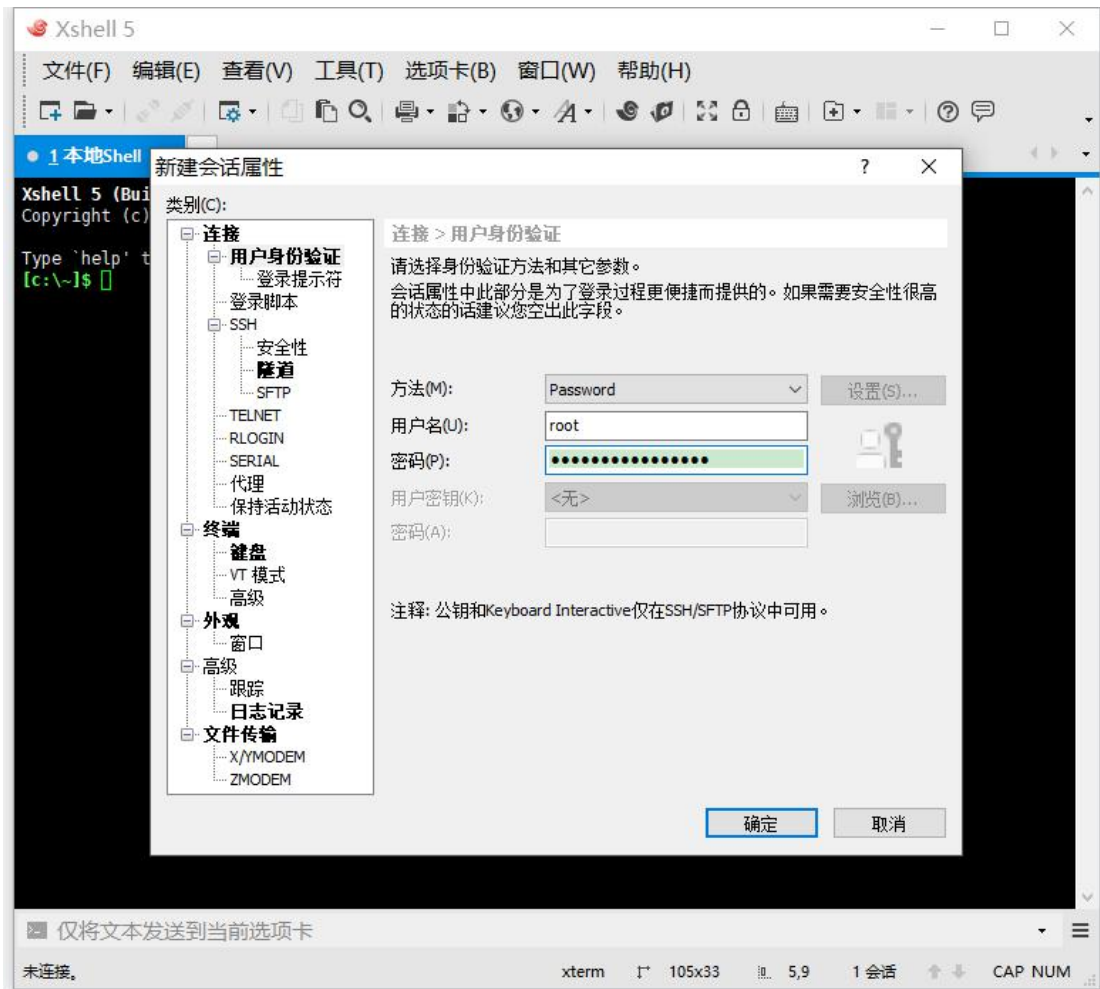
打开软件后，点击“文件” - “新建”



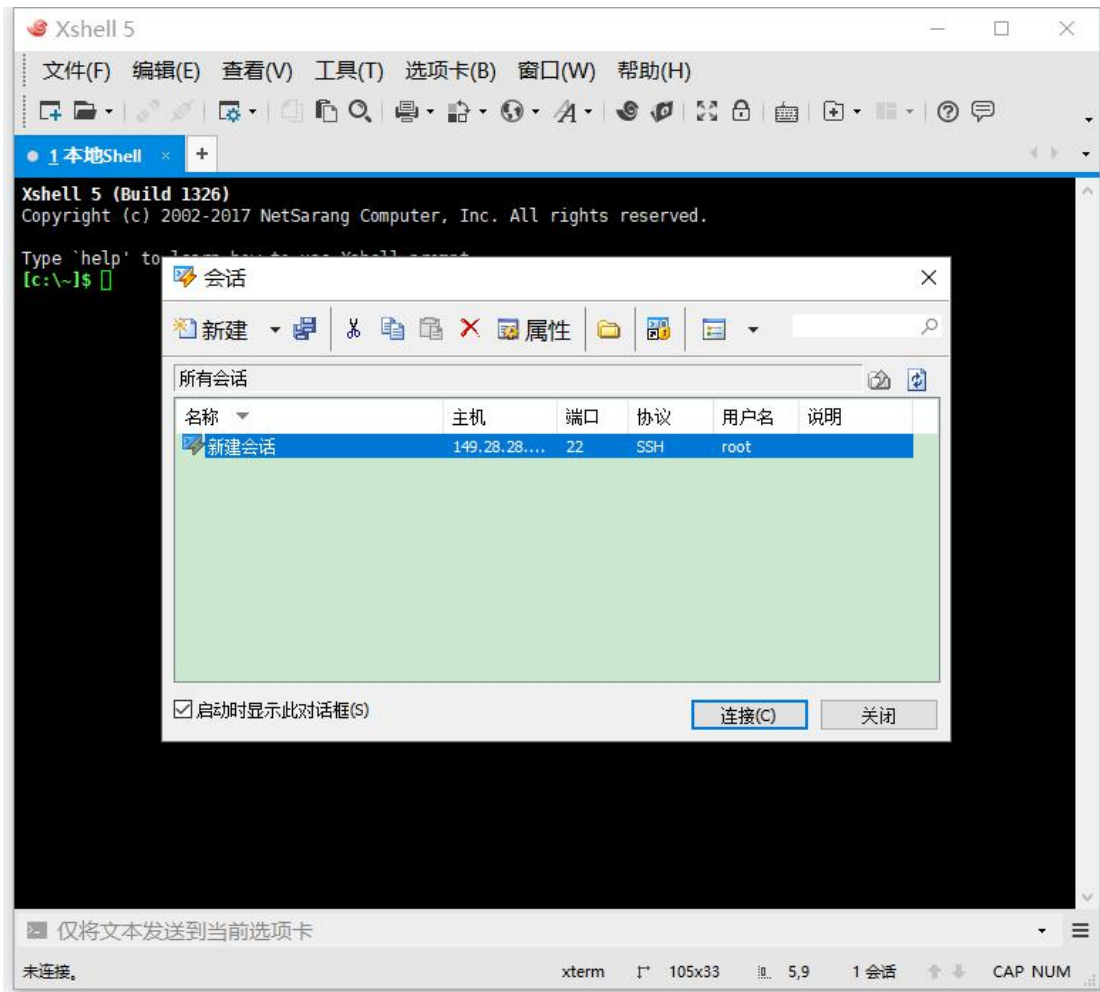
连接设置里“主机” 输入我们的日本 IP 地址



然后点击“用户身份验证”输入 VULTR 后台里展示的“用户名”及“密码”，然后点击“确定”！

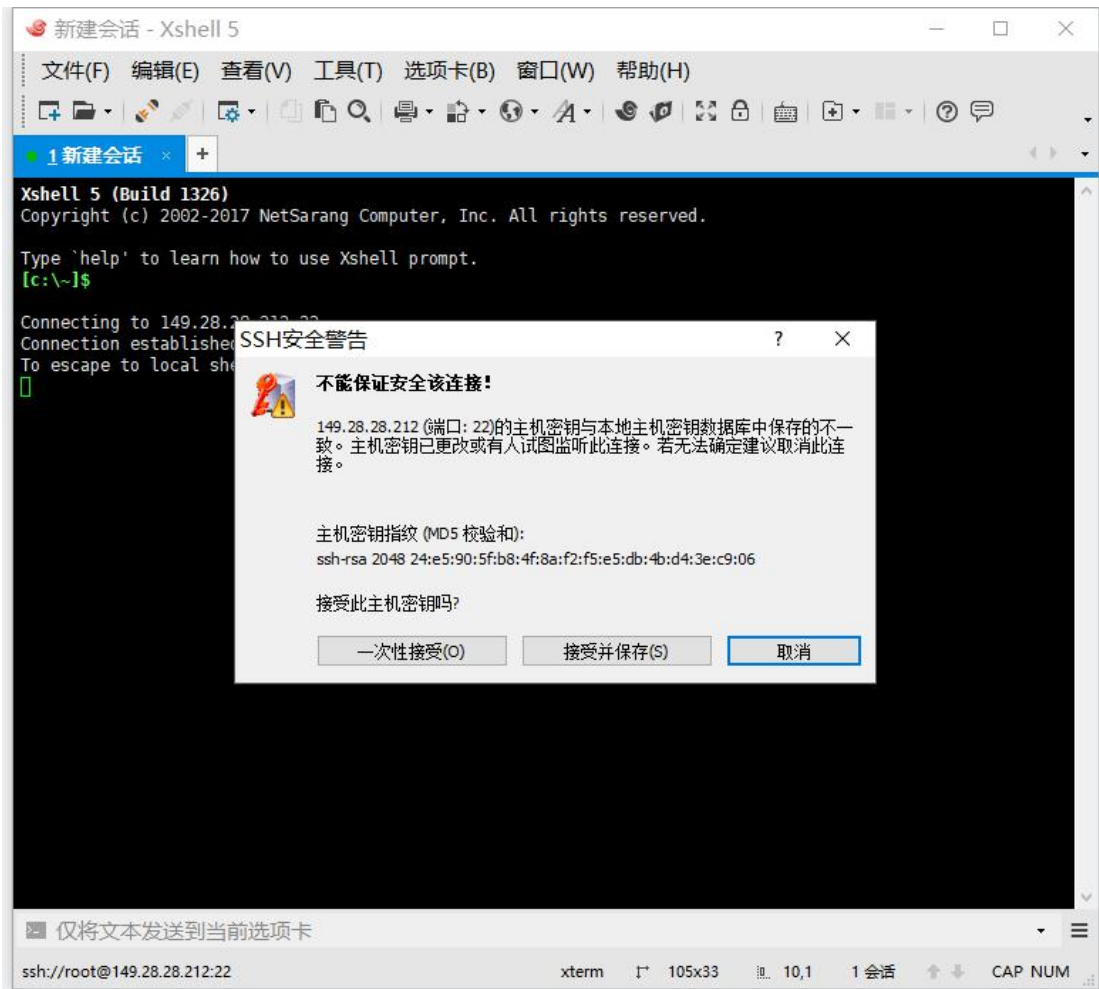


选择刚刚设置好的会话，点击“连接”



如果第一次连接，并且 IP，用户名，密码都没错误的话，会提示“接受并保存”





接着就是最出名的逗比脚本了

<https://github.com/ToyoDAdoubi/doubi>

打开这个网页，查看 ss\_go.sh 的脚本

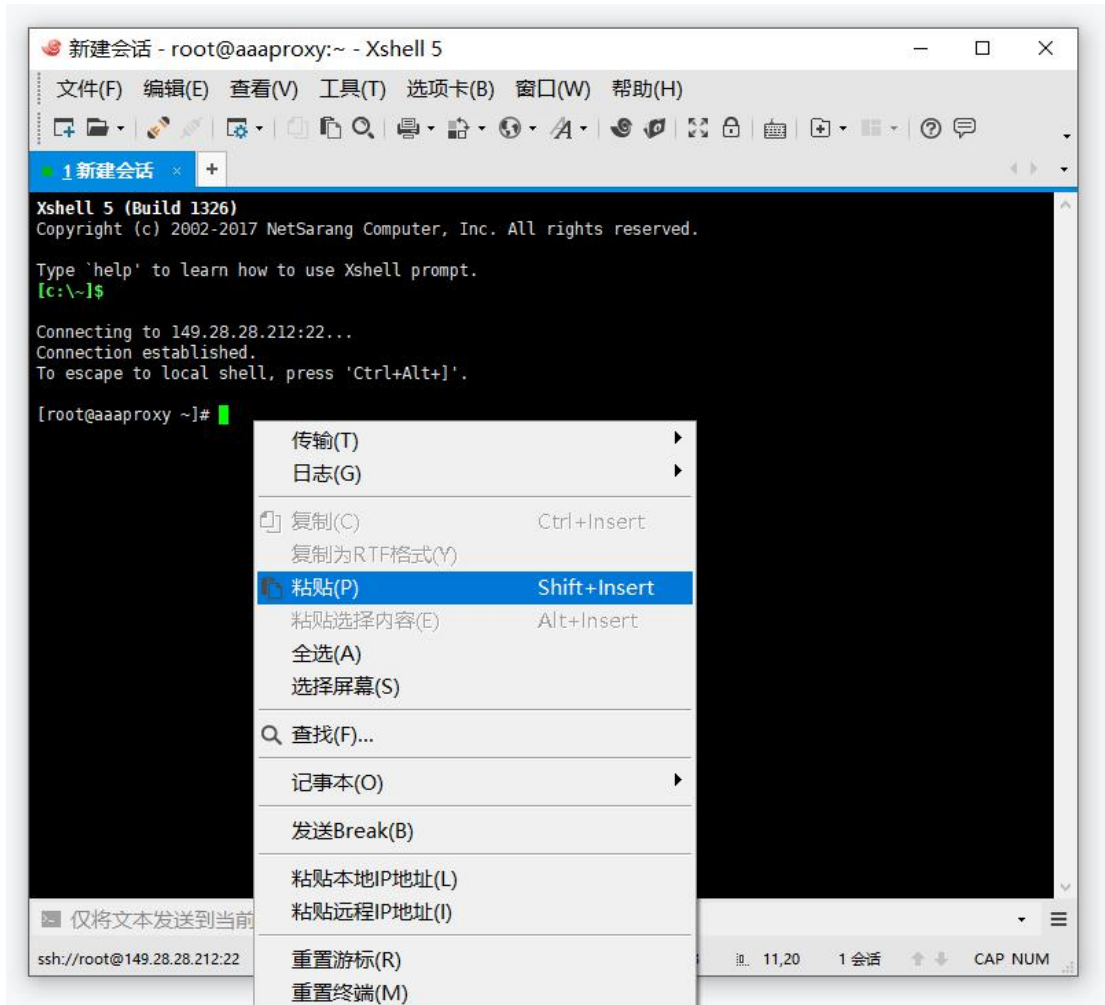
直接复制完整安装代码：

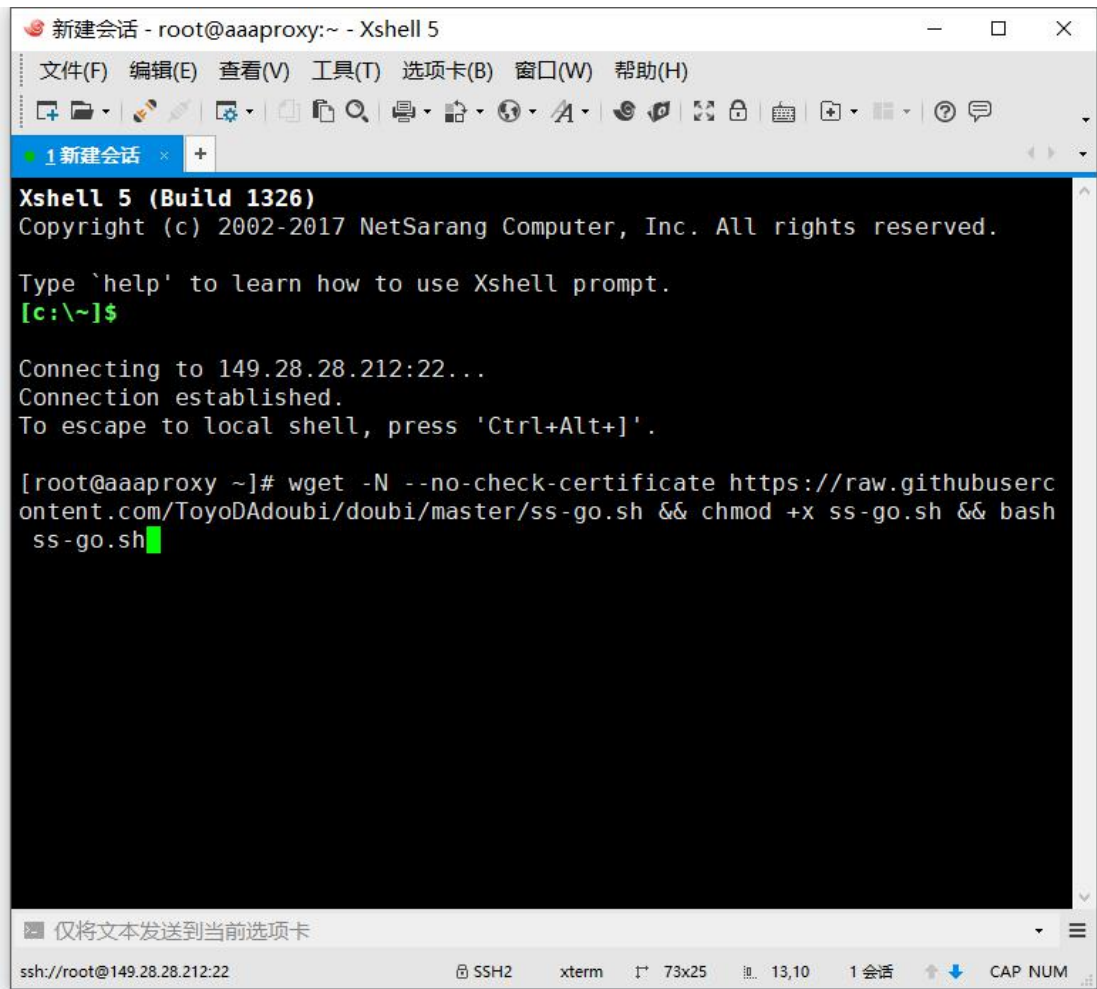
```
wget -N --no-check-certificate
```

```
https://raw.githubusercontent.com/ToyoDAdoubi/doubi/master/ss-go.sh && chmod +x ss-go.sh &&
```

```
bash ss-go.sh
```

XSHELL 里点击右键粘贴 并 运行!





```
新建会话 - root@aaaproxy:~ - Xshell 5
文件(F) 编辑(E) 查看(V) 工具(T) 选项卡(B) 窗口(W) 帮助(H)
1新建会话 x +
2019-06-05 04:51:20 (46.7 MB/s) - 'ss-go.sh' saved [25235/25235]

Shadowssocks-Go 一键管理脚本 [v1.0.0]
---- Toyo | doub.io/ss-jc67 ----

0. 升级脚本
-----
1. 安装 Shadowssocks
2. 更新 Shadowssocks
3. 卸载 Shadowssocks
-----
4. 启动 Shadowssocks
5. 停止 Shadowssocks
6. 重启 Shadowssocks
-----
7. 设置 账号配置
8. 查看 账号信息
9. 查看 日志信息
10. 查看 链接信息
-----

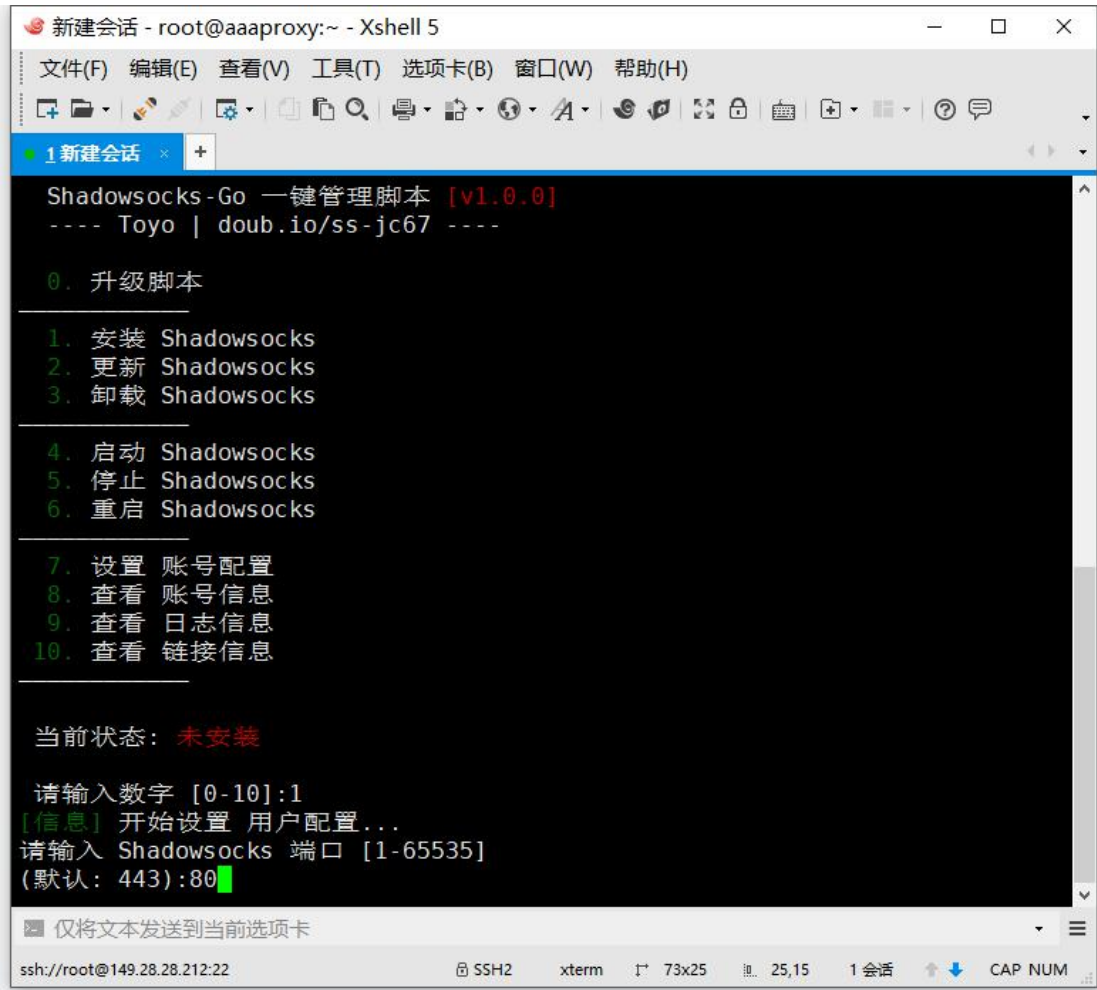
当前状态: 未安装

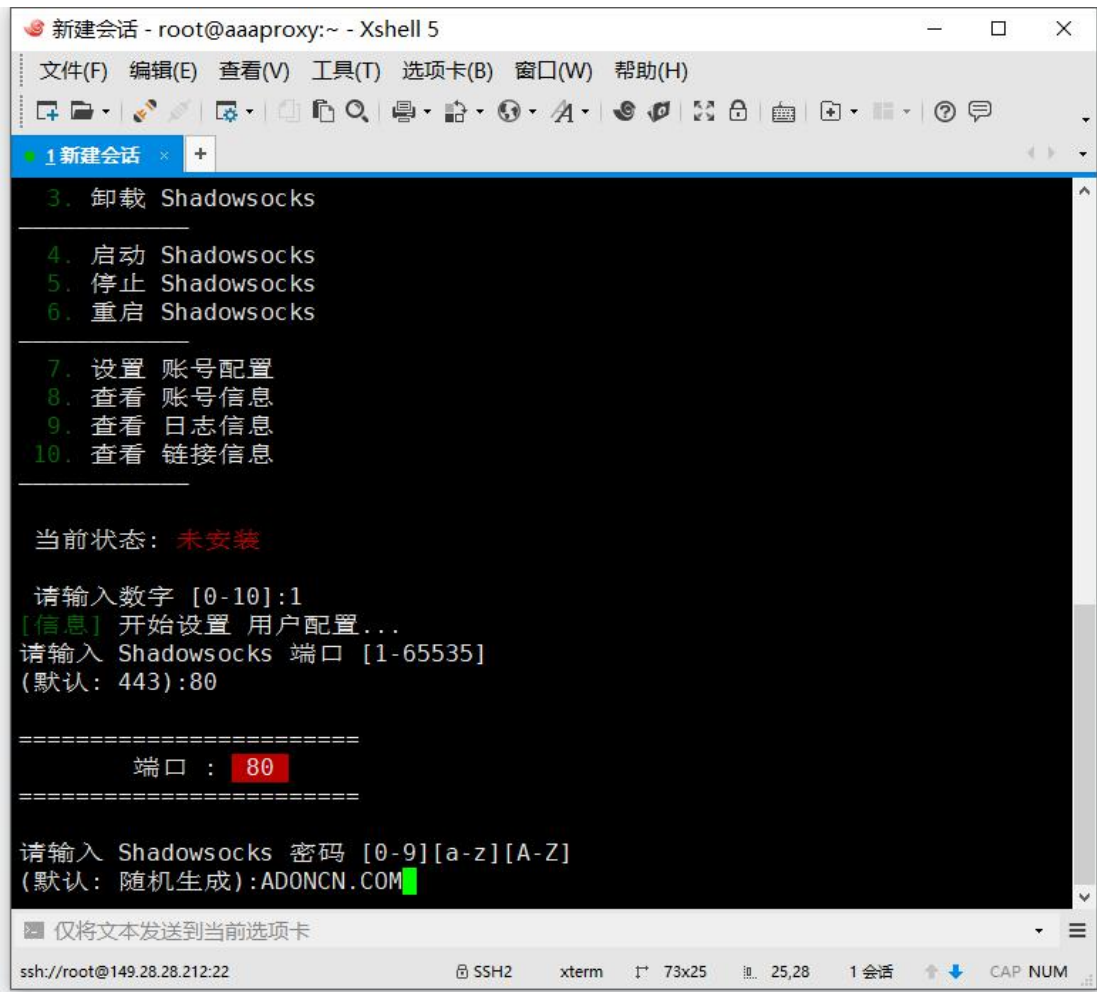
请输入数字 [0-10]: █

仅将文本发送到当前选项卡
ssh://root@149.28.28.212:22  SSH2  xterm  73x25  25,20  1会话  CAP NUM
```

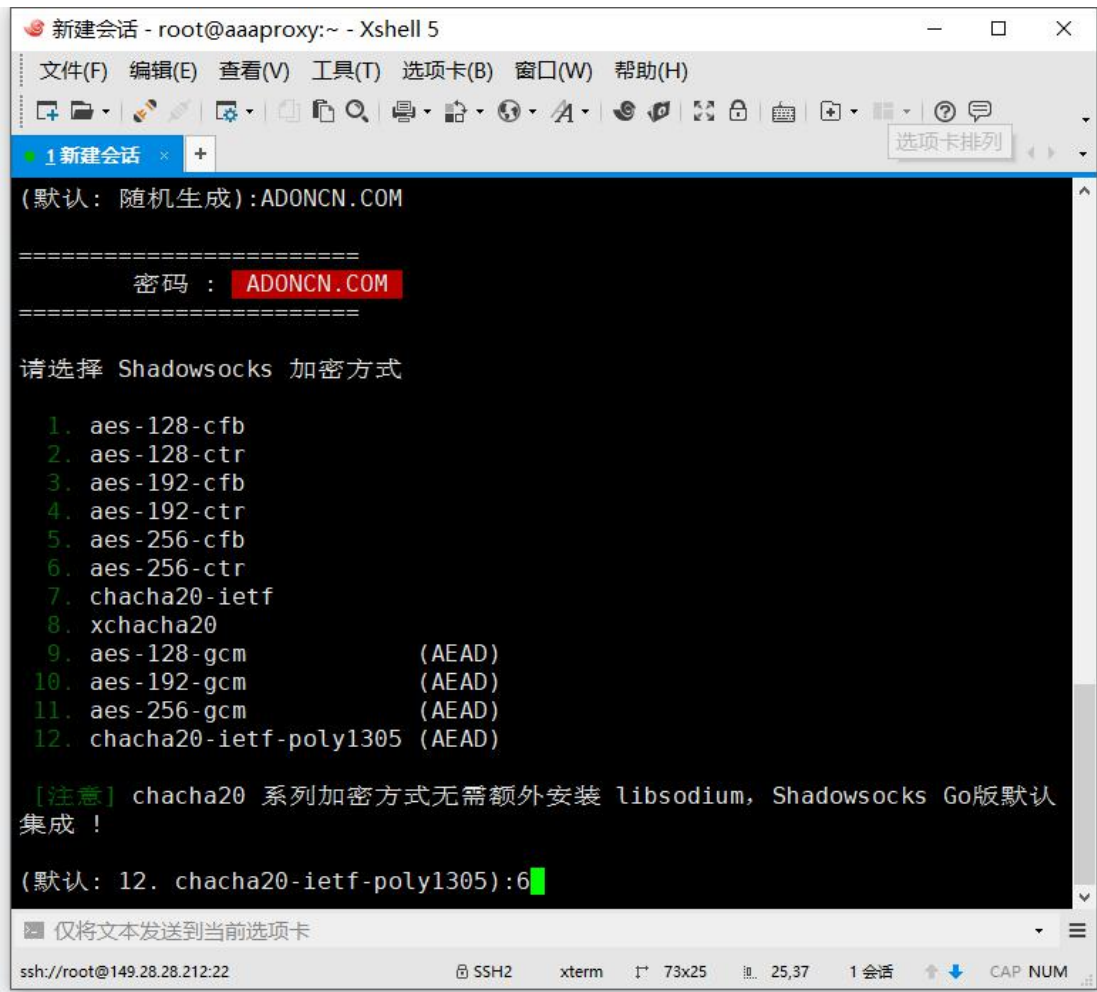
设置太简单了，直接显示出了 SS-GO 的一键管理脚本！

选择 1，安装 SHADOWSOCKS

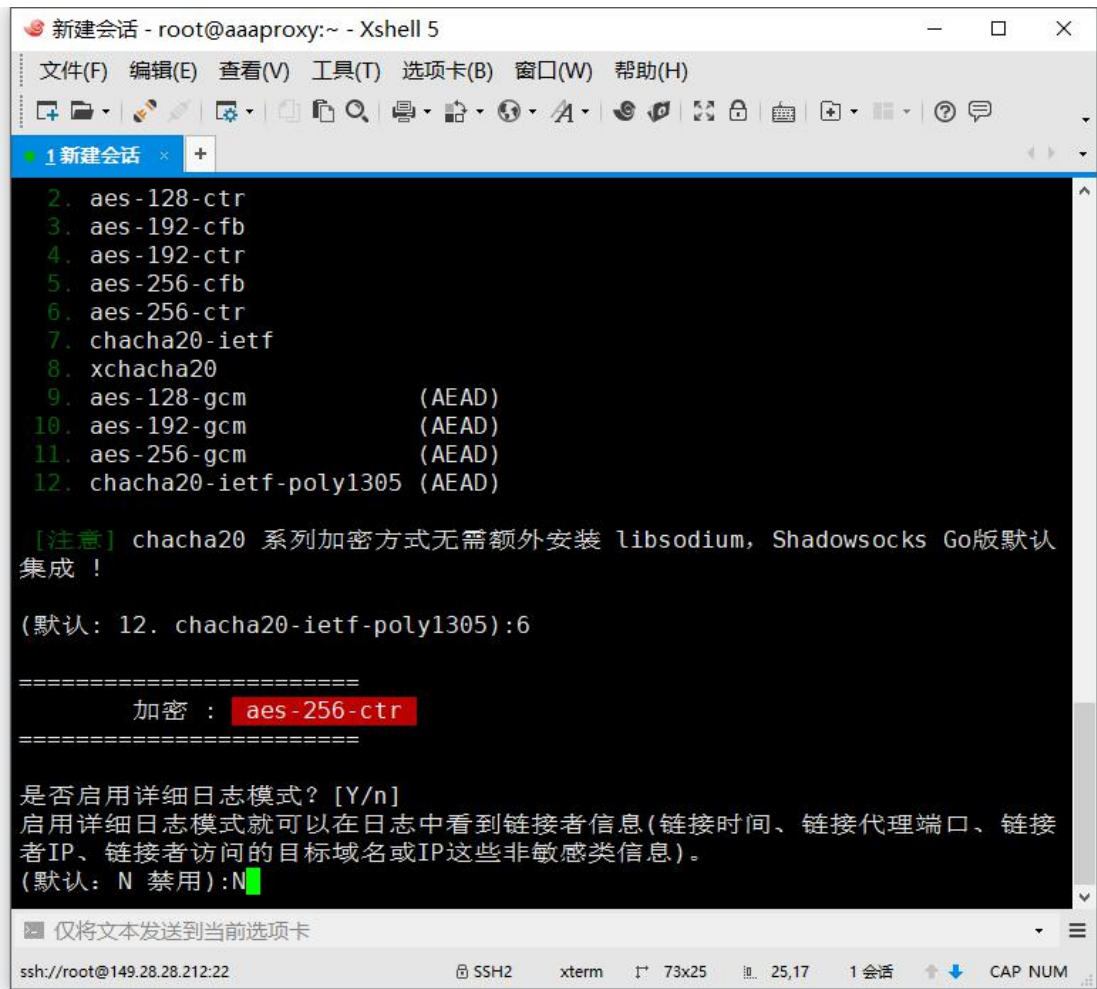




设置端口，设置密码。

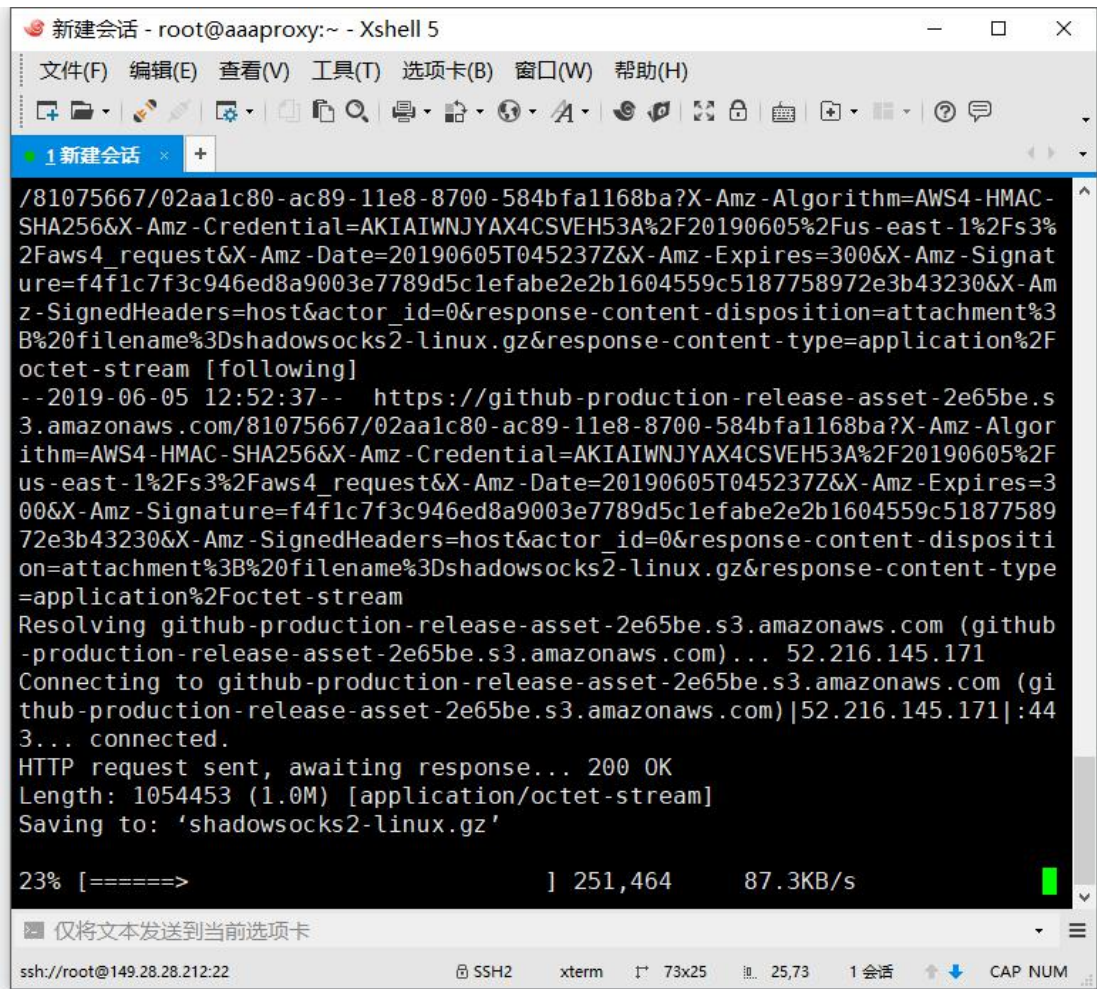


## 选择加密方式



## 禁用详细日志模式





```
新建会话 - root@aaaproxy:~ - Xshell 5
文件(F) 编辑(E) 查看(V) 工具(T) 选项卡(B) 窗口(W) 帮助(H)
1 新建会话 x +
/81075667/02aa1c80-ac89-11e8-8700-584bfa1168ba?X-Amz-Algorithm=AWS4-HMAC-SHA256&X-Amz-Credential=AKIAIWNJYAX4CSVEH53A%2F20190605%2Fus-east-1%2Fs3%2Faws4_request&X-Amz-Date=20190605T045237Z&X-Amz-Expires=300&X-Amz-Signature=f4f1c7f3c946ed8a9003e7789d5c1efabe2e2b1604559c5187758972e3b43230&X-Amz-SignedHeaders=host&actor_id=0&response-content-disposition=attachment%3B%20filename%3Dshadowsocks2-linux.gz&response-content-type=application%2Foctet-stream [following]
--2019-06-05 12:52:37-- https://github-production-release-asset-2e65be.s3.amazonaws.com/81075667/02aa1c80-ac89-11e8-8700-584bfa1168ba?X-Amz-Algorithm=AWS4-HMAC-SHA256&X-Amz-Credential=AKIAIWNJYAX4CSVEH53A%2F20190605%2Fus-east-1%2Fs3%2Faws4_request&X-Amz-Date=20190605T045237Z&X-Amz-Expires=300&X-Amz-Signature=f4f1c7f3c946ed8a9003e7789d5c1efabe2e2b1604559c5187758972e3b43230&X-Amz-SignedHeaders=host&actor_id=0&response-content-disposition=attachment%3B%20filename%3Dshadowsocks2-linux.gz&response-content-type=application%2Foctet-stream
Resolving github-production-release-asset-2e65be.s3.amazonaws.com (github-production-release-asset-2e65be.s3.amazonaws.com)... 52.216.145.171
Connecting to github-production-release-asset-2e65be.s3.amazonaws.com (github-production-release-asset-2e65be.s3.amazonaws.com)|52.216.145.171|:443... connected.
HTTP request sent, awaiting response... 200 OK
Length: 1054453 (1.0M) [application/octet-stream]
Saving to: 'shadowsocks2-linux.gz'

23% [=====>] 251,464 87.3KB/s
```

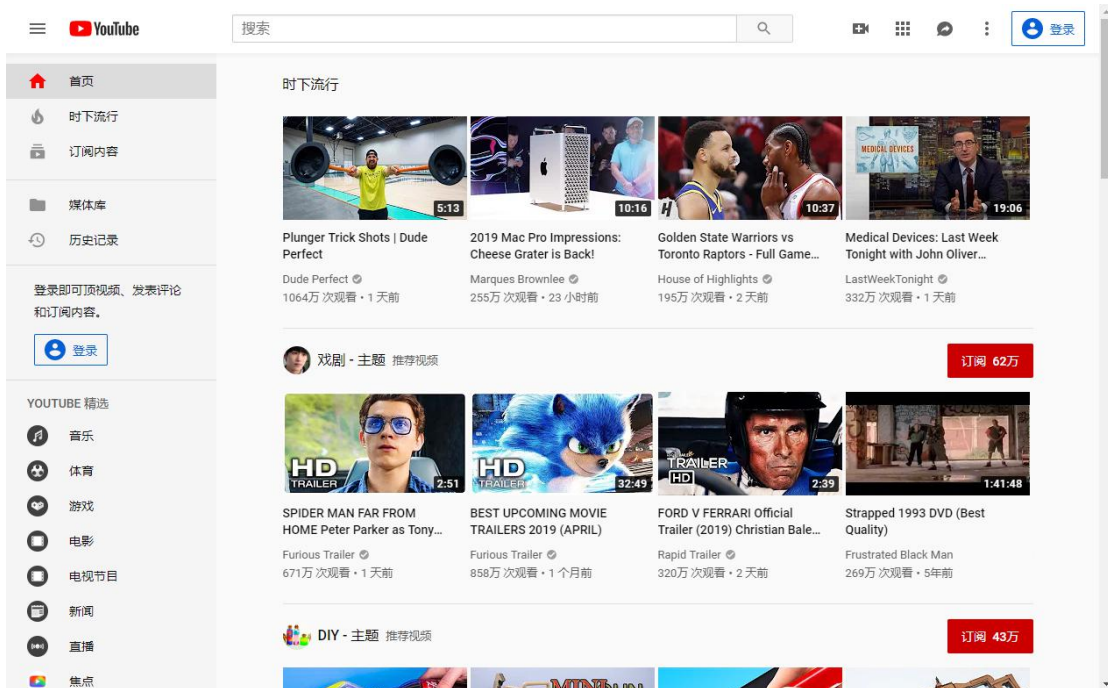
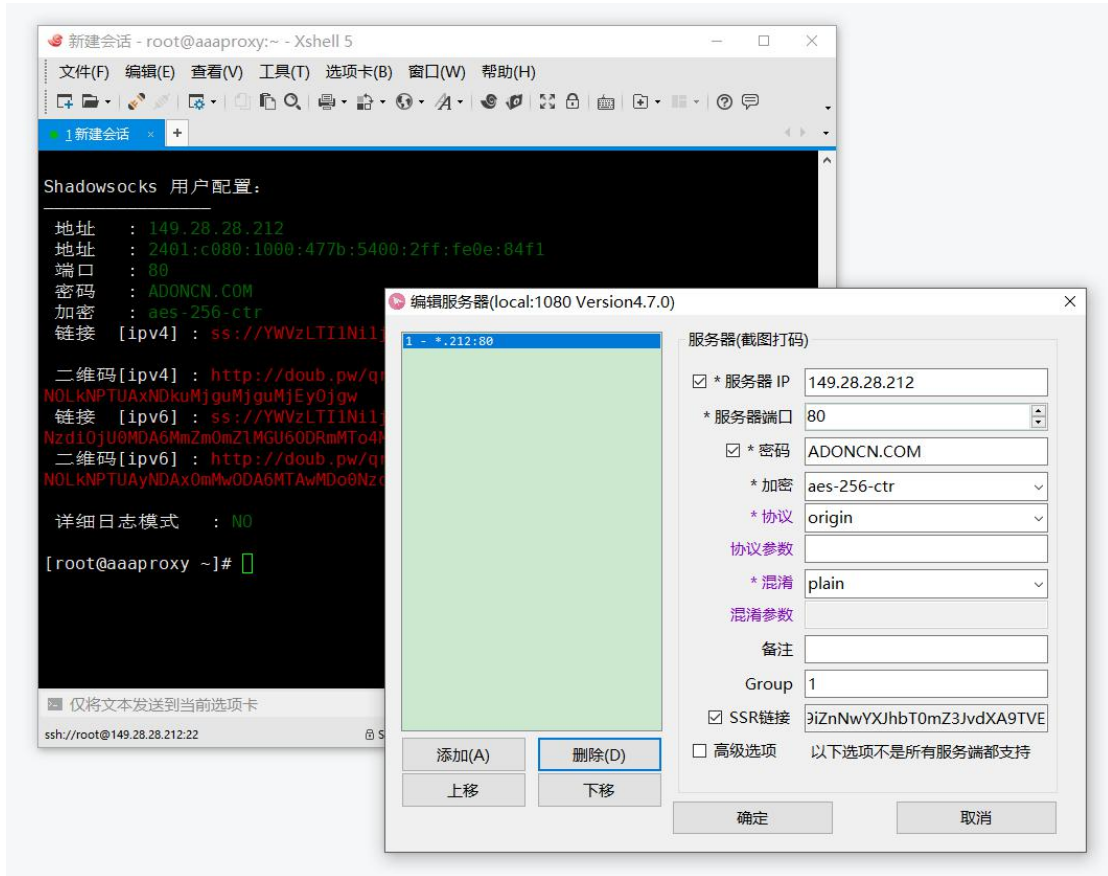
设置好后，自动安装中.....

安装好后自动显示我们安装好的 SS 配置信息！

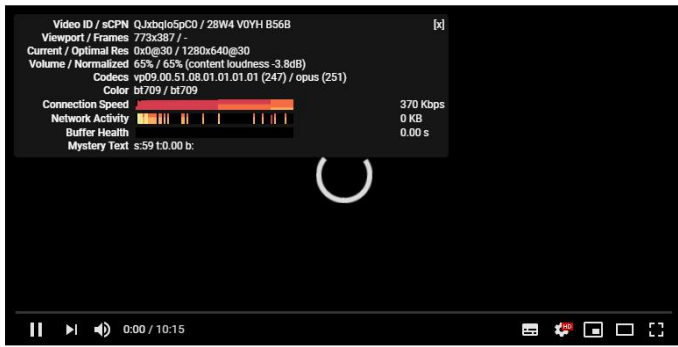
```
新建会话 - root@aaaproxy:~ - Xshell 5
文件(F) 编辑(E) 查看(V) 工具(T) 选项卡(B) 窗口(W) 帮助(H)
1 新建会话 x +
Shadowsocks 用户配置:
地址 : 149.28.28.212
地址 : 2401:c080:1000:477b:5400:2ff:fe0e:84f1
端口 : 80
密码 : ADONCN.COM
加密 : aes-256-ctr
链接 [ipv4] : ss://YWVzLTI1Ni1jdHI6OURPTkNOLkNPTUAxNDkuMjguMjguMjEyOjgw
二维码 [ipv4] : http://doub.pw/qr/qr.php?text=ss://YWVzLTI1Ni1jdHI6OURPTk
NOLkNPTUAxNDkuMjguMjguMjEyOjgw
链接 [ipv6] : ss://YWVzLTI1Ni1jdHI6OURPTkNOLkNPTUAyNDAxOmMwODA6MTAwMDo0
NzdiOjU0MDA6MmZmOmZlMGU6ODRmMT04MA
二维码 [ipv6] : http://doub.pw/qr/qr.php?text=ss://YWVzLTI1Ni1jdHI6OURPTk
NOLkNPTUAyNDAxOmMwODA6MTAwMDo0NzdiOjU0MDA6MmZmOmZlMGU6ODRmMT04MA
详细日志模式 : NO
[root@aaaproxy ~]#
```

SS/SSR 客户点可以这里找到下载:

<https://adoncn.com/31050/>



Video ID / sCPN QJxbql05pC0 / 28W4 V0YH B56B  
Viewport / Frames 773x387 /  
Current / Optimal Res 0x0@30 / 1280x640@30  
Volume / Normalized 65% / 65% (content loudness -3.8dB)  
Codecs vp09.00.51.08.01.01.01 (247) / opus (251)  
Color bt709 / bt709  
Connection Speed 370 Kbps  
Network Activity 0 KB  
Buffer Health 0.00 s  
Mystery Text s:59 t:0.00 b:

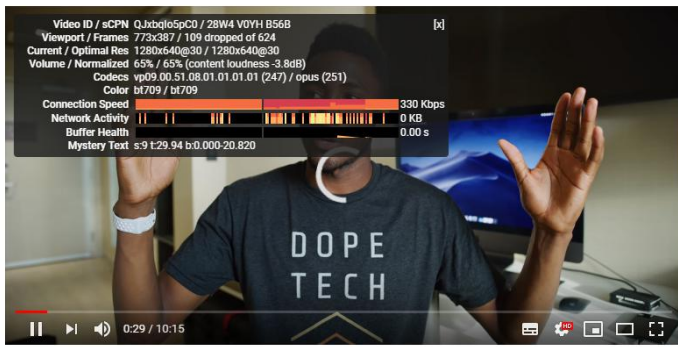


时下流行 / 中排名 #18  
2019 Mac Pro Impressions: Cheese Grater is Back!  
2,550,089 次观看 8.9万 3509 分享 保存

Marques Brownlee  
2019年6月3日发布  
加入 订阅 877万 Download

The cheese grater Mac Pro is back. It's very expensive.

Video ID / sCPN QJxbql05pC0 / 28W4 V0YH B56B  
Viewport / Frames 773x387 / 109 dropped of 624  
Current / Optimal Res 1280x640@30 / 1280x640@30  
Volume / Normalized 65% / 65% (content loudness -3.8dB)  
Codecs vp09.00.51.08.01.01.01 (247) / opus (251)  
Color bt709 / bt709  
Connection Speed 330 Kbps  
Network Activity 0 KB  
Buffer Health 0.00 s  
Mystery Text s:9 t:29.94 b:0.000-20.820



时下流行 / 中排名 #18  
2019 Mac Pro Impressions: Cheese Grater is Back!  
2,550,089 次观看 8.9万 3509 分享 保存

Marques Brownlee  
2019年6月3日发布  
加入 订阅 877万 Download

The cheese grater Mac Pro is back. It's very expensive.

接下来播放 自动播放

- Why Parmesan Cheese Is So Expensive | So Expensive  
FOOD INSIDER 1500万 次观看
- BEST PAINT JOB EVER! Most Insane Paint Job EVER! Step-by-Step Process  
AMMO NYC 489万 次观看
- 5-LAYER MAC PRO 29:14  
APPLE PRO DISPLAY FIRST LOOK 3:57
- WWDC 2019: First Look at the New Mac Pro and Apple Pro...  
Gadgets 360 5133 次观看 最新
- Adding 140 TERABYTES to the Studio with Linus!  
Marques Brownlee 308万 次观看
- 摸机零距离: 苹果Mac Pro上手将Mac的性能推向巅峰?  
钟文译 6.3万 次观看 最新
- A Different Kind of Smartphone...  
Unbox Therapy 298万 次观看
- 世界上最锋利的假鸡屠厨刀

