



2016 F4 BRITISH CHAMPIONSHIP CERTIFIED BY FIA POWERED BY FORD

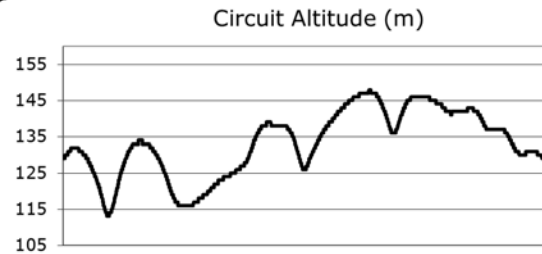
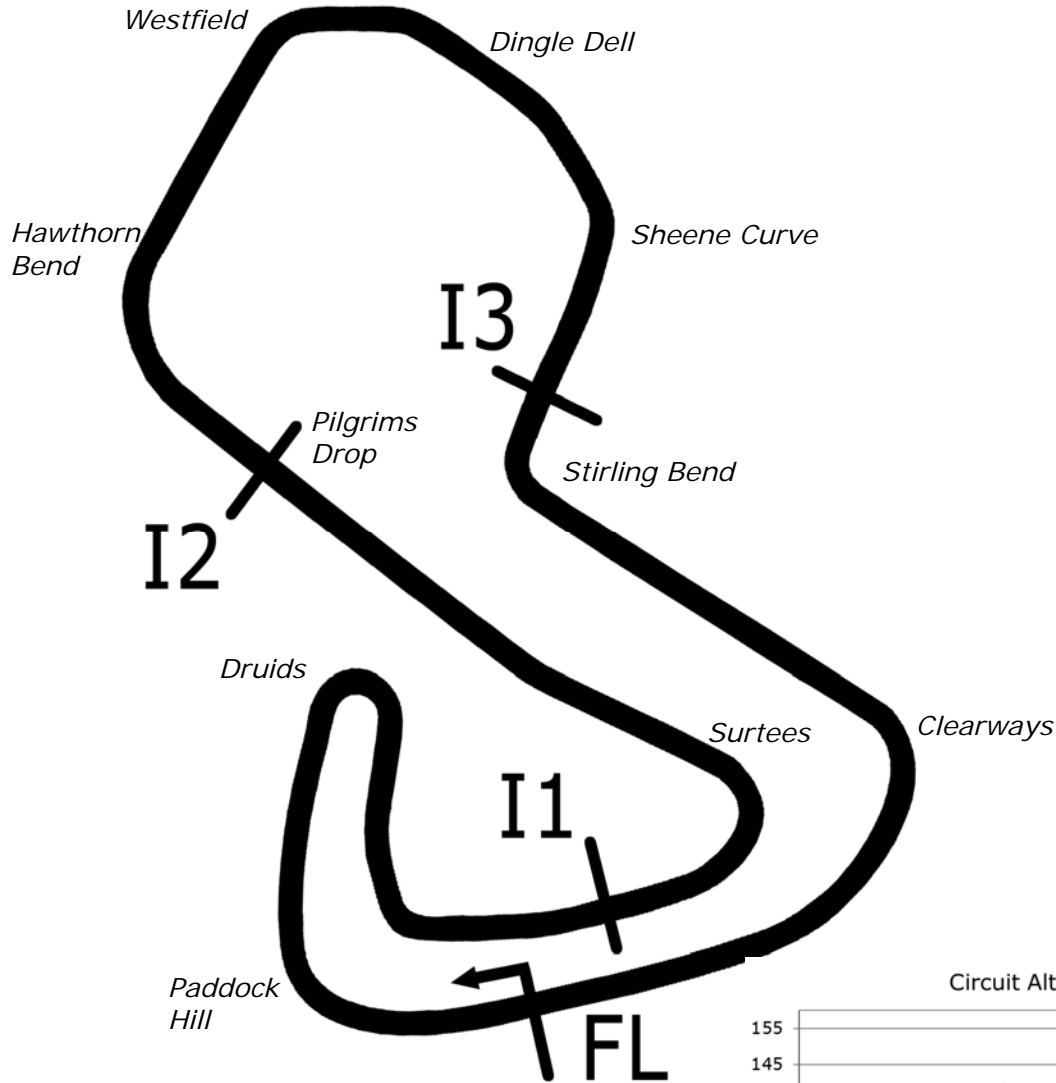
**Rounds 28, 29 & 30
Brands Hatch GP**

1st / 2nd October 2016



Results Provided by Timing Solutions Ltd
www.tsl-timing.com

Brands Hatch GP



Length	2.4332 miles	3916.0 m	
FL		51.36032 N	0.26032 E
I1	1116m	51.35934 N	0.25955 E
I2	1796m	51.35628 N	0.22660 E
I3	2928m	51.35532 N	0.26250 E
Pit Entry	3646m	51.35911 N	0.25743 E
Pit Exit	26m after FL	51.36027 N	0.26078 E
Pit Entry-Pit Exit 277m, 16.6s @60kph, 12.4s @80kph			

All results available at www.tsl-timing.com

2016 F4 British Championship certified by FIA - powered by Ford

QUALIFYING - ROUND 28 - CLASSIFICATION - AMENDED

POS	NO	CL	PIC NAME	ENTRY	TIME	ON	LAPS	GAP	DIFF	MPH
1	31		1 Max FEWTRELL	Carlin	1:43.064	11	11			84.99
2	15		2 James PULL	Carlin	1:43.154	11	11	0.090	0.090	84.92
3	26		3 Luis LEEDS	Arden	1:43.629	11	11	0.565	0.475	84.53
4	12	R	1 Ayrton SIMMONS	Arden	1:43.763	9	11	0.699	0.134	84.42
5	21		4 Rafael MARTINS	Arden	1:43.854	11	11	0.790	0.091	84.34
6	5		5 Frank BIRD	Fortec	1:44.195	10	11	1.131	0.341	84.07
7	7	R	2 Alex QUINN	Fortec	1:44.493	10	10	1.429	0.298	83.83
8	3		6 Sennan FIELDING	JHR	1:44.624	11	11	1.560	0.131	83.72
9	63	R	3 Nicolai KJAERGAARD	Fortec	1:44.772	10	11	1.708	0.148	83.60
10	93		7 Zane GODDARD	Double R	1:44.808	10	11	1.744	0.036	83.57
11	10		8 Petru FLORESCU	Carlin	1:44.815	11	11	1.751	0.007	83.57
12	1		9 Devlin DEFRANCESCO	Carlin	1:44.832	11	11	1.768	0.017	83.56
13	23		10 Billy MONGER	JHR	1:45.548	11	11	2.484	0.716	82.99
14	88	R	4 Jack MARTIN	Arden	1:45.920	11	11	2.856	0.372	82.70
15	2		11 Andrew RICHARDSON	Richardson Racing	1:46.240	10	11	3.176	0.320	82.45
16	96		12 Jack BUTEL	JHR	1:48.455	10	11	5.391	2.215	80.76
EX	38*		Jamie CAROLINE	Fortec						

* Car 38 - Excluded from Results - Technical Infringements

Weather / Track : Rain / Wet

These results are provisional until the conclusion of any judicial and technical matters.

Brands Hatch GP

Circuit Length = 2.4332 miles

Start: 11:30 Flag 11:57 End: 11:59

Clerk Of Course :

Timekeeper :

2016 F4 British Championship certified by FIA - powered by Ford

QUALIFYING - ROUND 30 - 2ND FASTEST CLASSIFICATION - AMENDED

POS	NO	CL	PIC NAME	ENTRY	TIME	ON	LAPS	GAP	DIFF	MPH
1	31		1 Max FEWTRELL	Carlin	1:43.469	10	11			84.66
2	12	R	1 Ayrton SIMMONS	Arden	1:44.059	11	11	0.590	0.590	84.18
3	15		2 James PULL	Carlin	1:44.134	10	11	0.665	0.075	84.12
4	5		3 Frank BIRD	Fortec	1:44.225	9	11	0.756	0.091	84.04
5	26		4 Luis LEEDS	Arden	1:44.415	9	11	0.946	0.190	83.89
6	3		5 Sennan FIELDING	JHR	1:44.813	10	11	1.344	0.398	83.57
7	10		6 Petru FLORESCU	Carlin	1:44.843	10	11	1.374	0.030	83.55
8	93		7 Zane GODDARD	Double R	1:44.941	11	11	1.472	0.098	83.47
9	21		8 Rafael MARTINS	Arden	1:45.274	9	11	1.805	0.333	83.20
10	1		9 Devlin DEFRANCESCO	Carlin	1:45.296	10	11	1.827	0.022	83.19
11	63	R	2 Nicolai KJAERGAARD	Fortec	1:45.483	9	11	2.014	0.187	83.04
12	23		10 Billy MONGER	JHR	1:45.569	9	11	2.100	0.086	82.97
13	7	R	3 Alex QUINN	Fortec	1:46.377	8	10	2.908	0.808	82.34
14	88	R	4 Jack MARTIN	Arden	1:46.387	10	11	2.918	0.010	82.33
15	2		11 Andrew RICHARDSON	Richardson Racing	1:46.705	11	11	3.236	0.318	82.09
16	96		12 Jack BUTEL	JHR	1:49.761	9	11	6.292	3.056	79.80
17	38*		13 Jamie CAROLINE	Fortec			0			

* Car 38 - Excluded from Results - Technical Infringements

Weather / Track : Rain / Wet

These results are provisional until the conclusion of any judicial and technical matters.

Brands Hatch GP

Circuit Length = 2.4332 miles

Start: 11:30 Flag 11:57 End: 11:59

Clerk Of Course :

Timekeeper :

2016 F4 British Championship certified by FIA - powered by Ford

QUALIFYING - ROUND 28 - SECTOR ANALYSIS

SECTOR 1 = FL to I1, SECTOR 2 = I1 to I2, SECTOR 3 = I2 to I3, SECTOR 4 = I3 to FL, DIFF = Difference To Personal Best Lap, P = Crossed Finish Line in Pit Lane, D = Time Disallowed

P1 38		Jamie CAROLINE				Fortec					
IDEAL LAP TIME : 1:42.152		BEST LAP TIME : 1:42.615				DIFFERENCE : 0.463					
LAP	SECTOR 1	SECTOR 2		SECTOR 3		SECTOR 4	LAP TIME	MPH	DIFF	TIME OF DAY	
1 -	OUTLAP	90.5	19.894	115.3	28.243	74.3	27.130	1:54.424	76.55	11.809	11:32:16.752
2 -	49.930	73.3	20.156	112.4	28.205	79.2	26.062	2:04.353	70.44	21.738	11:34:21.105
3 -	34.482	91.6	19.878	116.1	27.752	75.1	25.776	1:47.888	81.19	5.273	11:36:08.993
4 -	4:21.216	63.6					IN PIT	6:58.616	P 20.92	5:16.001	11:43:07.609
5 -	OUTLAP	93.5	19.381	115.9	26.659	80.5	25.086	1:47.127	81.77	4.512	11:44:54.736
6 -	33.638	94.5	19.029	116.7	27.454	74.8	IN PIT	6:50.950	P 21.31	5:08.335	11:51:45.686
7 -	OUTLAP	89.9	19.662	116.5	26.062	81.8	25.136	1:48.597	80.66	5.982	11:53:34.283
8 -	33.488	95.4	18.882	118.1	26.122	84.5	24.716	1:43.208	(3) 84.87	0.593	11:55:17.491
9 -	32.923	96.1	19.059	118.3	25.631	85.4	25.002	1:42.615	(1) 85.36		11:57:00.106
10 -	33.412	96.5	18.970	118.9	25.670	85.0	24.783	1:42.835	(2) 85.18	0.220	11:58:42.941

P2 31		Max FEWTRELL				Carlin					
IDEAL LAP TIME : 1:43.061		BEST LAP TIME : 1:43.064				DIFFERENCE : 0.003					
LAP	SECTOR 1	SECTOR 2		SECTOR 3		SECTOR 4	LAP TIME	MPH	DIFF	TIME OF DAY	
1 -	OUTLAP	76.2	21.374	96.6	32.261	68.9	27.437	2:01.815	71.91	18.751	11:32:15.753
2 -	35.639	86.1	20.406	113.9	28.442	73.9	26.197	1:50.684	79.14	7.620	11:34:06.437
3 -	35.187	88.4	20.391	114.5	28.049	78.2	26.198	1:49.825	79.76	6.761	11:35:56.262
4 -	34.869	87.8	20.214	115.3	27.659	76.6	IN PIT	5:29.551	P 26.58	3:46.487	11:41:25.813
5 -	OUTLAP	83.9	20.041	114.7	27.627	82.0	26.017	1:51.601	78.49	8.537	11:43:17.414
6 -	34.388	91.8	19.596	115.9	26.888	84.0	25.358	1:46.230	82.46	3.166	11:45:03.644
7 -	33.953	93.8	19.812	112.7	29.853	71.6	IN PIT	5:50.876	P 24.96	4:07.812	11:50:54.520
8 -	OUTLAP	93.3	19.536	116.7	26.387	84.2	25.452	1:47.854	81.21	4.790	11:52:42.374
9 -	33.383	95.3	19.534	116.7	25.924	83.4	25.247	1:44.088	(3) 84.15	1.024	11:54:26.462
10 -	33.242	95.1	19.170	118.1	25.896	86.7	25.161	1:43.469	(2) 84.66	0.405	11:56:09.931
11 -	33.190	95.5	19.173	118.1	25.790	85.1	24.911	1:43.064	(1) 84.99		11:57:52.995

P3 15		James PULL				Carlin					
IDEAL LAP TIME : 1:43.154		BEST LAP TIME : 1:43.154				DIFFERENCE : 0.000					
LAP	SECTOR 1	SECTOR 2		SECTOR 3		SECTOR 4	LAP TIME	MPH	DIFF	TIME OF DAY	
1 -	OUTLAP	84.9	20.413	107.5	28.948	73.2	26.537	1:54.933	76.21	11.779	11:32:06.930
2 -	35.525	88.8	19.906	113.9	31.655	71.3	26.557	1:53.643	77.08	10.489	11:34:00.573
3 -	34.962	94.5	19.776	115.9	27.613	77.8	26.237	1:48.588	80.67	5.434	11:35:49.161
4 -	34.847	94.2	19.597	115.7	27.904	78.0	IN PIT	5:37.243	P 25.97	3:54.089	11:41:26.404
5 -	OUTLAP	84.9	20.732	113.3	28.598	78.2	26.330	1:53.278	77.33	10.124	11:43:19.682
6 -	34.447	95.0	19.527	116.7	27.274	82.5	25.606	1:46.854	81.97	3.700	11:45:06.536
7 -	34.980	92.5	20.039	113.1	28.119	71.3	IN PIT	5:51.082	P 24.95	4:07.928	11:50:57.618
8 -	OUTLAP	93.3	19.493	117.5	26.665	82.9	25.730	1:50.660	79.15	7.506	11:52:48.278
9 -	34.088	94.9	19.264	118.1	26.235	83.5	25.435	1:45.022	(3) 83.40	1.868	11:54:33.300
10 -	33.775	96.0	19.086	118.7	26.146	87.3	25.127	1:44.134	(2) 84.12	0.980	11:56:17.434
11 -	33.514	96.4	18.881	118.7	25.783	89.8	24.976	1:43.154	(1) 84.92		11:58:00.588

P4 26		Luis LEEDS				Arden					
IDEAL LAP TIME : 1:43.510		BEST LAP TIME : 1:43.629				DIFFERENCE : 0.119					
LAP	SECTOR 1	SECTOR 2		SECTOR 3		SECTOR 4	LAP TIME	MPH	DIFF	TIME OF DAY	
1 -	OUTLAP	80.9	22.123	101.0	36.266	57.0	27.057	2:08.021	68.42	24.392	11:32:41.466
2 -	35.936	92.5	20.086	112.9	28.441	76.9	26.722	1:51.185	78.78	7.556	11:34:32.651
3 -	35.123	93.9	19.649	110.1	39.099	70.3	27.353	2:01.224	72.26	17.595	11:36:33.875
4 -	46.727	80.3	20.990	107.2	31.245	73.4	IN PIT	5:01.640	P 29.04	3:18.011	11:41:35.515
5 -	OUTLAP	84.9	20.575	91.5	30.849	78.2	27.276	1:57.707	74.42	14.078	11:43:33.222
6 -	35.035	94.6	19.665	116.3	27.203	90.6	26.172	1:48.075	81.05	4.446	11:45:21.297
7 -	34.953	75.2	23.129	84.8	30.197	73.4	IN PIT	6:06.221	P 23.91	4:22.592	11:51:27.518
8 -	OUTLAP	95.0	19.358	117.5	26.957	83.8	25.627	1:52.919	77.57	9.290	11:53:20.437
9 -	33.944	96.1	19.079	118.5	25.989	89.9	25.403	1:44.415	(2) 83.89	0.786	11:55:04.852
10 -	34.404	96.4	19.869	118.7	25.895	89.3	25.104	1:45.272	(3) 83.21	1.643	11:56:50.124
11 -	33.784	95.7	18.954	118.9	25.668	91.1	25.223	1:43.629	(1) 84.53		11:58:33.753

Weather / Track : Rain / Wet

Brands Hatch GP

Circuit Length = 2.4332 miles

Start: 11:30 Flag 11:57 End: 11:59

2016 F4 British Championship certified by FIA - powered by Ford

QUALIFYING - ROUND 28 - SECTOR ANALYSIS

SECTOR 1 = FL to I1, SECTOR 2 = I1 to I2 SECTOR 3 = I2 to I3, SECTOR 4 = I3 to FL, DIFF = Difference To Personal Best Lap, P = Crossed Finish Line in Pit Lane, D = Time Disallowed

P5		12 R		Ayrton SIMMONS				Arden			
IDEAL LAP TIME : 1:43.701		BEST LAP TIME : 1:43.763				DIFFERENCE : 0.062					
LAP	SECTOR 1	SECTOR 2		SECTOR 3		SECTOR 4	LAP TIME	MPH	DIFF	TIME OF DAY	
1 -	OUTLAP	80.6	21.290	103.2	30.698	77.4	26.521	2:00.576	72.64	16.813	11:32:21.141
2 -	36.339	91.5	20.502	112.9	28.552	81.9	26.610	1:52.003	78.21	8.240	11:34:13.144
3 -	35.386	92.4	20.320	114.7	27.468	84.2	26.699	1:49.873	79.72	6.110	11:36:03.017
4 -	35.303	89.1	19.970	109.1	28.083	73.1	IN PIT	5:33.388 P	26.27	3:49.625	11:41:36.405
5 -	OUTLAP	92.5	20.384	106.8	28.044	76.3	27.967	1:55.188	76.04	11.425	11:43:31.593
6 -	35.098	93.5	19.654	116.1	27.178	80.9	25.821	1:47.751	81.29	3.988	11:45:19.344
7 -	34.626	94.2	20.503	102.9	27.579	83.2	IN PIT	6:12.736 P	23.50	4:28.973	11:51:32.080
8 -	OUTLAP	88.3	19.737	110.9	26.203	89.5	25.854	1:49.935	79.68	6.172	11:53:22.015
9 -	33.803	94.6	18.992	117.9	25.826	85.4	25.142	1:43.763 (1)	84.42		11:55:05.778
10 -	34.911	94.7	19.319	118.5	25.913	87.9	26.851	1:46.994 (2)	81.87	3.231	11:56:52.772
11 -	33.945	94.6	19.190	118.1	25.764	88.8	25.160	1:44.059 (2)	84.18	0.296	11:58:36.831

P6		21		Rafael MARTINS				Arden			
IDEAL LAP TIME : 1:43.665		BEST LAP TIME : 1:43.854				DIFFERENCE : 0.189					
LAP	SECTOR 1	SECTOR 2		SECTOR 3		SECTOR 4	LAP TIME	MPH	DIFF	TIME OF DAY	
1 -	OUTLAP	82.4	21.175	101.6	29.598	73.1	27.977	1:59.078	73.56	15.224	11:32:17.204
2 -	37.054	92.3	20.668	113.7	29.977	74.7	29.477	1:57.176	74.75	13.322	11:34:14.380
3 -	35.002	93.5	20.091	114.7	27.533	81.0	26.316	1:48.942	80.40	5.088	11:36:03.322
4 -	34.294	93.9	19.664	115.3	28.552	67.9	IN PIT	5:27.152 P	26.77	3:43.298	11:41:30.474
5 -	OUTLAP	93.9	20.251	115.1	28.629	63.4	28.595	1:54.403	76.57	10.549	11:43:24.877
6 -	34.503	94.6	19.430	116.5	26.818	86.0	25.898	1:46.649	82.13	2.795	11:45:11.526
7 -	33.987	95.4	19.440	113.5	28.752	66.5	IN PIT	5:59.187 P	24.38	4:15.333	11:51:10.713
8 -	OUTLAP	93.2	20.141	115.7	27.967	61.8	26.324	1:55.230	76.02	11.376	11:53:05.943
9 -	34.024	95.4	19.427	117.5	26.162	83.5	25.661	1:45.274 (2)	83.20	1.420	11:54:51.217
10 -	35.572	88.8	19.486	117.7	25.774	89.0	25.164	1:45.996 (3)	82.64	2.142	11:56:37.213
11 -	33.531	96.0	19.196	117.9	25.918	87.9	25.209	1:43.854 (1)	84.34		11:58:21.067

P7		5		Frank BIRD				Fortec			
IDEAL LAP TIME : 1:43.917		BEST LAP TIME : 1:44.195				DIFFERENCE : 0.278					
LAP	SECTOR 1	SECTOR 2		SECTOR 3		SECTOR 4	LAP TIME	MPH	DIFF	TIME OF DAY	
1 -	OUTLAP	71.2	23.003	82.3	30.667	74.3	27.275	2:02.424	71.55	18.229	11:32:26.405
2 -	36.750	93.3	20.393	111.8	29.901	76.9	26.630	1:53.674	77.06	9.479	11:34:20.079
3 -	41.493	65.5	20.155	115.1	28.195	81.8	25.999	1:55.842	75.61	11.647	11:36:15.921
4 -	34.995	92.5	20.814	111.6	30.820	65.0	IN PIT	5:16.752 P	27.65	3:32.557	11:41:32.673
5 -	OUTLAP	83.5	20.489	112.4	29.515	83.5	25.660	1:53.219	77.37	9.024	11:43:25.892
6 -	34.955	92.9	19.537	116.1	27.029	86.1	25.637	1:47.158	81.74	2.963	11:45:13.050
7 -	4:56.606	47.6					IN PIT	6:55.187 P	21.09	5:10.992	11:52:08.237
8 -	OUTLAP	94.7	19.621	116.5	26.356	87.8	25.326	1:48.030	81.08	3.835	11:53:56.267
9 -	33.849	95.1	19.064	117.7	25.946	90.3	25.366	1:44.225 (2)	84.04	0.030	11:55:40.492
10 -	33.921	94.6	19.193	117.5	25.927	90.5	25.154	1:44.195 (1)	84.07		11:57:24.687
11 -	34.093	93.9	18.987	117.7	26.116	91.3	25.229	1:44.425 (3)	83.88	0.230	11:59:09.112

P8		7 R		Alex QUINN				Fortec			
IDEAL LAP TIME : 1:44.442		BEST LAP TIME : 1:44.493				DIFFERENCE : 0.051					
LAP	SECTOR 1	SECTOR 2		SECTOR 3		SECTOR 4	LAP TIME	MPH	DIFF	TIME OF DAY	
1 -	OUTLAP	72.3	23.881	66.1	32.501	71.3	30.813	2:10.314	67.22	25.821	11:32:31.849
2 -	36.903	90.6	20.975	87.3	29.090	75.4	29.459	1:56.427	75.23	11.934	11:34:28.276
3 -	35.723	93.7	19.703	116.3	28.137	82.2	26.373	1:49.936	79.68	5.443	11:36:18.212
4 -	35.562	92.9	21.075	103.7	28.762	68.4	IN PIT	5:58.832 P	24.41	4:14.339	11:42:17.044
5 -	OUTLAP	92.4	20.085	115.7	27.547	79.6	25.946	1:52.114	78.13	7.621	11:44:09.158
6 -	39.013	74.9	22.045	98.9	29.572	71.2	IN PIT	7:03.617 P	20.67	5:19.124	11:51:12.775
7 -	OUTLAP	94.9	19.713	117.7	27.381	82.1	26.349	1:55.104	76.10	10.611	11:53:07.879
8 -	34.437	96.0	19.476	118.5	26.567	84.9	25.897	1:46.377 (2)	82.34	1.884	11:54:54.256
9 -	34.103	96.0	19.804	118.3	26.445	84.0	26.759	1:47.111 (3)	81.78	2.618	11:56:41.367
10 -	34.154	96.1	19.123	118.5	25.966	85.9	25.250	1:44.493 (1)	83.83		11:58:25.860

Weather / Track : Rain / Wet

2016 F4 British Championship certified by FIA - powered by Ford

QUALIFYING - ROUND 28 - SECTOR ANALYSIS

SECTOR 1 = FL to I1, SECTOR 2 = I1 to I2 SECTOR 3 = I2 to I3, SECTOR 4 = I3 to FL, DIFF = Difference To Personal Best Lap, P = Crossed Finish Line in Pit Lane, D = Time Disallowed

P9		3 Sennan FIELDING						JHR			
IDEAL LAP TIME : 1:44.494		BEST LAP TIME : 1:44.624						DIFFERENCE : 0.130			
LAP	SECTOR 1	SECTOR 2		SECTOR 3		SECTOR 4	LAP TIME	MPH	DIFF	TIME OF DAY	
1 -	OUTLAP	74.3	21.948	107.0	30.660	67.5	27.304	2:01.197	72.27	16.573	11:32:15.861
2 -	37.295	90.6	20.617	102.2	30.933	71.8	26.629	1:55.474	75.85	10.850	11:34:11.335
3 -	35.434	92.1	20.235	115.5	27.617	82.0	26.371	1:49.657	79.88	5.033	11:36:00.992
4 -	34.995	92.8	20.037	116.1	29.289	64.4	IN PIT	5:26.797 P	26.80	3:42.173	11:41:27.789
5 -	OUTLAP	86.8	20.427	113.1	28.910	76.0	26.384	1:53.047	77.48	8.423	11:43:20.836
6 -	34.647	94.3	19.708	116.7	27.197	82.8	25.830	1:47.382 (3)	81.57	2.758	11:45:08.218
7 -	34.570	94.3	19.735	101.3	29.661	65.2	IN PIT	5:58.295 P	24.44	4:13.671	11:51:06.513
8 -	OUTLAP	92.9	19.554	117.9	28.207	82.6	29.476	1:59.150	73.51	14.526	11:53:05.663
9 -	35.374	95.3	20.239	110.9	26.690	85.1	25.687	1:47.990	81.11	3.366	11:54:53.653
10 -	34.085	95.5	19.107	119.4	26.183	86.7	25.438	1:44.813 (2)	83.57	0.189	11:56:38.466
11 -	34.215	95.5	19.078	118.9	26.087	87.2	25.244	1:44.624 (1)	83.72		11:58:23.090

P10		63 R Nicolai KJAERGAARD						Fortec			
IDEAL LAP TIME : 1:44.485		BEST LAP TIME : 1:44.772						DIFFERENCE : 0.287			
LAP	SECTOR 1	SECTOR 2		SECTOR 3		SECTOR 4	LAP TIME	MPH	DIFF	TIME OF DAY	
1 -	OUTLAP	83.4	23.124	78.5	33.228	71.3	27.135	2:03.972	70.65	19.200	11:32:29.118
2 -	36.171	92.5	20.503	109.6	29.763	76.9	26.386	1:52.823	77.64	8.051	11:34:21.941
3 -	35.802	93.2	20.075	115.3	28.377	78.7	26.786	1:51.040 (3)	78.88	6.268	11:36:12.981
4 -	35.002	93.2	20.184	100.3	30.221	75.0	IN PIT	5:26.495 P	26.82	3:41.723	11:41:39.476
5 -	OUTLAP	91.9	20.146	115.3	28.164	80.3	26.712	1:55.347	75.94	10.575	11:43:34.823
6 -	35.378	94.1	19.751	114.3	31.473	81.4	26.080	1:52.682	77.73	7.910	11:45:27.505
7 -	34.796	88.0	20.068	103.0	29.546	72.3	IN PIT	6:22.368 P	22.90	4:37.596	11:51:49.873
8 -	OUTLAP	93.4	19.672	116.7	27.030	84.3	25.480	1:49.847	79.74	5.075	11:53:39.720
9 -	34.446	94.6	19.644	116.7	26.205	87.4	25.188	1:45.483 (2)	83.04	0.711	11:55:25.203
10 -	34.128	94.5	19.334	117.3	26.312	86.0	24.998	1:44.772 (1)	83.60		11:57:09.975
11 -	34.182	94.7	19.279	117.7	26.080	84.4	31.887	1:51.428	78.61	6.656	11:59:01.403

P11		93 Zane GODDARD						Double R			
IDEAL LAP TIME : 1:44.392		BEST LAP TIME : 1:44.808						DIFFERENCE : 0.416			
LAP	SECTOR 1	SECTOR 2		SECTOR 3		SECTOR 4	LAP TIME	MPH	DIFF	TIME OF DAY	
1 -	OUTLAP	84.4	20.978	113.1	28.570	76.5	26.702	1:57.338	74.65	12.530	11:32:05.888
2 -	35.890	91.4	20.042	115.9	27.755	80.8	26.857	1:50.544	79.24	5.736	11:33:56.432
3 -	36.552	92.1	19.682	115.7	27.566	81.4	26.242	1:50.042 (3)	79.60	5.234	11:35:46.474
4 -	35.372	92.6	19.825	116.1	27.947	71.5	IN PIT	5:38.473 P	25.88	3:53.665	11:41:24.947
5 -	OUTLAP	92.1	19.703	116.1	26.806	85.5	25.669	1:50.597	79.20	5.789	11:43:15.544
6 -	34.579	93.8	19.579	117.3	28.375		27.957	1:50.490	79.28	5.682	11:45:06.034
7 -	34.646	95.3	19.201	115.9	29.300	70.7	IN PIT	5:47.844 P	25.18	4:03.036	11:50:53.878
8 -	OUTLAP	91.0	19.973	117.7	27.683	74.8	25.802	1:51.539	78.53	6.731	11:52:45.417
9 -	34.581	95.3	23.657	114.1	26.702	85.0	25.326	1:50.266	79.44	5.458	11:54:35.683
10 -	34.259	95.1	19.382	119.1	25.894	84.6	25.273	1:44.808 (1)	83.57		11:56:20.491
11 -	34.574	94.9	19.128	119.6	25.732	88.3	25.507	1:44.941 (2)	83.47	0.133	11:58:05.432

P12		10 Petru FLORESCU						Carlin			
IDEAL LAP TIME : 1:44.426		BEST LAP TIME : 1:44.815						DIFFERENCE : 0.389			
LAP	SECTOR 1	SECTOR 2		SECTOR 3		SECTOR 4	LAP TIME	MPH	DIFF	TIME OF DAY	
1 -	OUTLAP	77.5	21.543	93.4	30.509	72.8	27.356	1:59.410	73.35	14.595	11:32:12.300
2 -	35.823	91.6	20.091	112.9	28.277	80.7	26.365	1:50.556	79.23	5.741	11:34:02.856
3 -	36.790	91.4	20.384	115.1	27.849	85.3	26.080	1:51.103	78.84	6.288	11:35:53.959
4 -	34.905	94.1	19.762	115.5	28.002	79.3	IN PIT	5:37.436 P	25.96	3:52.621	11:41:31.395
5 -	OUTLAP	92.5	20.118	109.8	32.246	74.9	26.797	1:57.789	74.36	12.974	11:43:29.184
6 -	34.310	94.1	19.412	117.1	27.537	78.7	25.926	1:47.185	81.72	2.370	11:45:16.369
7 -	34.003	95.0	19.748	112.0	28.584	77.4	IN PIT	5:45.560 P	25.34	4:00.745	11:51:01.929
8 -	OUTLAP	92.9	20.233	106.8	27.720	83.0	25.559	1:55.683	75.72	10.868	11:52:57.612
9 -	33.834	95.7	19.422	117.5	26.467	85.0	25.636	1:45.359 (3)	83.14	0.544	11:54:42.971
10 -	33.529	96.0	19.046	118.9	26.374	84.8	25.894	1:44.843 (2)	83.55	0.028	11:56:27.814
11 -	33.742	95.8	19.119	118.7	26.292	85.5	25.662	1:44.815 (1)	83.57		11:58:12.629

Weather / Track : Rain / Wet

2016 F4 British Championship certified by FIA - powered by Ford

QUALIFYING - ROUND 28 - SECTOR ANALYSIS

SECTOR 1 = FL to I1, SECTOR 2 = I1 to I2 SECTOR 3 = I2 to I3, SECTOR 4 = I3 to FL, DIFF = Difference To Personal Best Lap, P = Crossed Finish Line in Pit Lane, D = Time Disallowed

P13		1 Devlin DEFRANDESCO						Carlin			
IDEAL LAP TIME : 1:44.832		BEST LAP TIME : 1:44.832						DIFFERENCE : 0.000			
LAP	SECTOR 1	SECTOR 2		SECTOR 3		SECTOR 4	LAP TIME	MPH	DIFF	TIME OF DAY	
1 -	OUTLAP	82.5	20.540	107.3	29.637	70.2	35.296	2:05.614	69.73	20.782	11:32:16.852
2 -	36.485	91.1	20.022	115.3	28.728	74.7	26.522	1:51.757	78.38	6.925	11:34:08.609
3 -	35.643	89.7	19.875	115.1	28.198	73.2	26.869	1:50.585	79.21	5.753	11:35:59.194
4 -	35.075	91.4	19.746	115.5	28.711	75.0	IN PIT	5:29.875 P	26.55	3:45.043	11:41:29.069
5 -	OUTLAP	84.8	20.003	114.5	28.710	75.3	26.116	1:52.079	78.15	7.247	11:43:21.148
6 -	34.951	91.9	19.712	115.9	27.521	78.8	25.814	1:47.998	81.11	3.166	11:45:09.146
7 -	34.755	92.4	19.681	108.4	29.376	71.4	IN PIT	5:50.123 P	25.01	4:05.291	11:50:59.269
8 -	OUTLAP	94.3	19.541	117.7	27.015	81.7	26.063	1:51.147	78.81	6.315	11:52:50.416
9 -	34.179	95.7	19.453	117.1	27.045	81.3	26.515	1:47.192 (3)	81.72	2.360	11:54:37.608
10 -	33.846	95.5	19.215	118.9	26.672	82.3	25.563	1:45.296 (2)	83.19	0.464	11:56:22.904
11 -	33.767	96.0	18.965	119.1	26.591	84.6	25.509	1:44.832 (1)	83.56		11:58:07.736

P14		23 Billy MONGER						JHR			
IDEAL LAP TIME : 1:45.012		BEST LAP TIME : 1:45.548						DIFFERENCE : 0.536			
LAP	SECTOR 1	SECTOR 2		SECTOR 3		SECTOR 4	LAP TIME	MPH	DIFF	TIME OF DAY	
1 -	OUTLAP	75.4	24.868	61.7	32.819	68.9	30.700	2:10.891	66.92	25.343	11:32:37.121
2 -	36.637	90.3	20.397	114.7	28.824	77.2	27.241	1:53.099	77.45	7.551	11:34:30.220
3 -	35.758	92.6	20.220	115.5	28.190	79.9	28.208	1:52.376	77.95	6.828	11:36:22.596
4 -	35.913	88.4	21.508	85.0	29.676	75.4	IN PIT	5:19.515 P	27.41	3:33.967	11:41:42.111
5 -	OUTLAP	90.8	20.965	76.6	32.241	74.9	28.294	2:01.176	72.29	15.628	11:43:43.287
6 -	35.364	92.9	19.947	116.1	27.428	80.9	26.129	1:48.868 (3)	80.46	3.320	11:45:32.155
7 -	35.419	93.3	20.017	116.5	28.049	76.2	IN PIT	5:35.578 P	26.10	3:50.030	11:51:07.733
8 -	OUTLAP	93.9	19.688	117.3	27.715	73.7	26.426	1:56.394	75.26	10.846	11:53:04.127
9 -	34.288	95.1	19.338	117.5	26.507	87.0	25.436	1:45.569 (2)	82.97	0.021	11:54:49.696
10 -	33.842	95.3	51.142	115.7	26.443	86.8	25.604	2:17.031	63.92	31.483	11:57:06.727
11 -	34.264	95.4	19.400	118.3	26.396	90.4	25.488	1:45.548 (1)	82.99		11:58:52.275

P15		88 R Jack MARTIN						Arden			
IDEAL LAP TIME : 1:45.375		BEST LAP TIME : 1:45.920						DIFFERENCE : 0.545			
LAP	SECTOR 1	SECTOR 2		SECTOR 3		SECTOR 4	LAP TIME	MPH	DIFF	TIME OF DAY	
1 -	OUTLAP	78.4	21.474	92.6	33.329	69.3	28.787	2:06.364	69.32	20.444	11:32:25.872
2 -	36.621	85.9	20.212	108.5	29.894	77.0	26.553	1:53.280	77.32	7.360	11:34:19.152
3 -	35.988	90.9	21.079	108.2	29.459	78.2	28.161	1:54.687	76.38	8.767	11:36:13.839
4 -	36.829	90.0	20.458	99.2	30.929	66.0	IN PIT	5:25.031 P	26.95	3:39.111	11:41:38.870
5 -	OUTLAP	87.4	20.025	112.2	28.782	79.0	26.674	1:55.332	75.95	9.412	11:43:34.202
6 -	35.335	93.0	19.829	115.3	27.769	81.8	26.219	1:49.152	80.25	3.232	11:45:23.354
7 -	34.748	84.9	22.049	81.7	30.480	73.9	IN PIT	5:48.613 P	25.12	4:02.693	11:51:11.967
8 -	OUTLAP	91.3	19.841	114.5	27.809	84.3	26.167	1:57.233	74.72	11.313	11:53:09.200
9 -	34.858	94.5	19.579	117.7	27.086	80.7	25.568	1:47.091 (3)	81.79	1.171	11:54:56.291
10 -	34.279	95.3	19.567	118.3	26.878	82.4	25.663	1:46.387 (2)	82.33	0.467	11:56:42.678
11 -	34.824	95.7	19.413	118.1	26.335	83.8	25.348	1:45.920 (1)	82.70		11:58:28.598

P16		2 Andrew RICHARDSON						Richardson Racing			
IDEAL LAP TIME : 1:46.240		BEST LAP TIME : 1:46.240						DIFFERENCE : 0.000			
LAP	SECTOR 1	SECTOR 2		SECTOR 3		SECTOR 4	LAP TIME	MPH	DIFF	TIME OF DAY	
1 -	OUTLAP	75.4	25.170	89.4	33.006	65.2	27.820	2:07.907	68.48	21.667	11:32:23.777
2 -	37.596	85.9	20.602	112.0	29.346	74.8	26.759	1:54.303	76.63	8.063	11:34:18.080
3 -	36.358	90.4	19.771	114.5	28.524	76.5	26.433	1:51.086	78.85	4.846	11:36:09.166
4 -	36.059	92.0	20.004	97.8	32.310	65.9	IN PIT	5:24.756 P	26.97	3:38.516	11:41:33.922
5 -	OUTLAP	85.3	20.074	114.1	29.262	76.9	26.977	1:55.818	75.63	9.578	11:43:29.740
6 -	35.759	92.4	19.670	114.9	28.012	79.7	25.985	1:49.426	80.05	3.186	11:45:19.166
7 -	36.882	73.9	20.599	100.0	29.100	75.7	IN PIT	6:30.142 P	22.45	4:43.902	11:51:49.308
8 -	OUTLAP	88.3	19.826	115.7	27.597	81.6	26.409	1:52.324	77.98	6.084	11:53:41.632
9 -	35.141	94.5	19.552	116.5	26.893	80.3	25.678	1:47.264 (3)	81.66	1.024	11:55:28.896
10 -	34.664	94.7	19.482	116.9	26.656	83.8	25.438	1:46.240 (1)	82.45		11:57:15.136
11 -	34.821	95.0	19.528	117.1	26.847	86.7	25.509	1:46.705 (2)	82.09	0.465	11:59:01.841

Weather / Track : Rain / Wet

2016 F4 British Championship certified by FIA - powered by Ford

QUALIFYING - ROUND 28 - SECTOR ANALYSIS

SECTOR 1 = FL to I1, SECTOR 2 = I1 to I2 SECTOR 3 = I2 to I3, SECTOR 4 = I3 to FL, DIFF = Difference To Personal Best Lap, P = Crossed Finish Line in Pit Lane, D = Time Disallowed

P17 96		Jack BUTEL				JHR					
IDEAL LAP TIME : 1:48.306		BEST LAP TIME : 1:48.455				DIFFERENCE : 0.149					
LAP	SECTOR 1	SECTOR 2		SECTOR 3		SECTOR 4	LAP TIME	MPH	DIFF	TIME OF DAY	
1 -	OUTLAP	73.1	23.836	86.0	33.933	47.2	30.056	2:12.622	66.05	24.167	11:32:47.012
2 -	37.611	86.3	21.200	96.5	30.757	67.9	27.340	1:56.908	74.92	8.453	11:34:43.920
3 -	36.778	89.8	20.476	105.5	29.289	71.6	26.846	1:53.389	77.25	4.934	11:36:37.309
4 -	36.573	90.6	20.397	102.9	29.237	72.0	IN PIT	5:03.040 P	28.90	3:14.585	11:41:40.349
5 -	OUTLAP	72.2	22.998	78.9	33.184	71.8	28.593	2:08.108	68.37	19.653	11:43:48.457
6 -	36.178	92.4	20.014	114.5	28.416	75.3	26.758	1:51.366 (3)	78.65	2.911	11:45:39.823
7 -	36.618	91.9	20.112	108.2	28.783	74.1	IN PIT	5:29.174 P	26.61	3:40.719	11:51:08.997
8 -	OUTLAP	90.6	20.527	100.7	30.719	71.0	27.803	2:02.773	71.34	14.318	11:53:11.770
9 -	35.712	93.2	19.867	109.6	27.632	75.8	26.550	1:49.761 (2)	79.80	1.306	11:55:01.531
10 -	35.185	93.4	19.584	118.1	27.302	78.3	26.384	1:48.455 (1)	80.76		11:56:49.986
11 -	37.054	74.7	20.633	114.5	27.683	76.6	26.235	1:51.605	78.48	3.150	11:58:41.591

Weather / Track : Rain / Wet

Results can be found at www.tsl-timing.com

Page 5 of 5

Brands Hatch GP
 Circuit Length = 2.4332 miles
 Start: 11:30 Flag 11:57 End: 11:59

Printed - 12:03 Saturday, 01 October 2016

2016 F4 British Championship certified by FIA - powered by Ford

QUALIFYING - ROUND 28 - BEST SPEEDS

POS	INTERMEDIATE 1		INTERMEDIATE 2		INTERMEDIATE 3		FINISH LINE		MPH
	NO	NAME	MPH	NO	NAME	MPH	NO	NAME	
1	38	CAROLINE	96.5	93	GODDARD	119.6	5	BIRD	91.3
2	15	PULL	96.4	3	FIELDING	119.4	26	LEEDS	91.1
3	26	LEEDS	96.4	1	DEFRANCESCO	119.1	23	MONGER	90.4
4	7	QUINN	96.1	10	FLORESCU	118.9	15	PULL	89.8
5	1	DEFRANCESCO	96.0	26	LEEDS	118.9	12	SIMMONS	89.5
6	10	FLORESCU	96.0	38	CAROLINE	118.9	21	MARTINS	89.0
7	21	MARTINS	96.0	15	PULL	118.7	93	GODDARD	88.3
8	88	MARTIN	95.7	7	QUINN	118.5	63	KJAERGAARD	87.4
9	3	FIELDING	95.5	12	SIMMONS	118.5	3	FIELDING	87.2
10	31	FEWTRELL	95.5	23	MONGER	118.3	31	FEWTRELL	86.7
11	23	MONGER	95.4	88	MARTIN	118.3	2	RICHARDSON	86.7
12	93	GODDARD	95.3	31	FEWTRELL	118.1	7	QUINN	85.9
13	5	BIRD	95.1	96	BUTEL	118.1	10	FLORESCU	85.5
14	2	RICHARDSON	95.0	21	MARTINS	117.9	38	CAROLINE	85.4
15	63	KJAERGAARD	94.7	63	KJAERGAARD	117.7	1	DEFRANCESCO	84.6
16	12	SIMMONS	94.7	5	BIRD	117.7	88	MARTIN	84.3
17	96	BUTEL	93.4	2	RICHARDSON	117.1	96	BUTEL	78.3

Weather / Track : Rain / Wet

Results can be found at www.tsl-timing.com

Brands Hatch GP
Circuit Length = 2.4332 miles
Start: 11:30 Flag 11:57 End: 11:59

Printed - 12:03 Saturday, 01 October 2016

2016 F4 British Championship certified by FIA - powered by Ford

QUALIFYING - ROUND 28 - BEST SECTORS

SECTOR 1				SECTOR 2				SECTOR 3				SECTOR 4				IDEAL / BEST COMPARISON		
POS	NO	NAME	TIME	NO	NAME	TIME	NO	NAME	TIME	NO	NAME	TIME	POS	NO	NAME	IDEAL	BEST	DIFF
																PERFECT LAP	1:42.151	
1	38	CAROLIN	32.923	15	PULL	18.881	38	CAROLIN	25.631	38	CAROLIN	24.716	1	38	CAROLINE	1:42.152	1:42.615	0.463
2	31	FEWTREL	33.190	38	CAROLIN	18.882	26	LEEDS	25.668	31	FEWTREL	24.911	2	31	FEWTRELL	1:43.061	1:43.064	0.003
3	15	PULL	33.514	26	LEEDS	18.954	93	GODDARD	25.732	15	PULL	24.976	3	15	PULL	1:43.154	1:43.154	0.000
4	10	FLORESC	33.529	1	DEFRANC	18.965	12	SIMMONS	25.764	63	KJAERGA	24.998	4	26	LEEDS	1:43.510	1:43.629	0.119
5	21	MARTINS	33.531	5	BIRD	18.987	21	MARTINS	25.774	26	LEEDS	25.104	5	21	MARTINS	1:43.665	1:43.854	0.189
6	1	DEFRANC	33.767	12	SIMMONS	18.992	15	PULL	25.783	12	SIMMONS	25.142	6	12	SIMMONS	1:43.701	1:43.763	0.062
7	26	LEEDS	33.784	10	FLORESC	19.046	31	FEWTREL	25.790	5	BIRD	25.154	7	5	BIRD	1:43.917	1:44.195	0.278
8	12	SIMMONS	33.803	3	FIELDIN	19.078	5	BIRD	25.927	21	MARTINS	25.164	8	93	GODDARD	1:44.392	1:44.808	0.416
9	23	MONGER	33.842	7	QUINN	19.123	7	QUINN	25.966	3	FIELDIN	25.244	9	10	FLORESCU	1:44.426	1:44.815	0.389
10	5	BIRD	33.849	93	GODDARD	19.128	63	KJAERGA	26.080	7	QUINN	25.250	10	7	QUINN	1:44.442	1:44.493	0.051
11	3	FIELDIN	34.085	31	FEWTREL	19.170	3	FIELDIN	26.087	93	GODDARD	25.273	11	63	KJAERGAARD	1:44.485	1:44.772	0.287
12	7	QUINN	34.103	21	MARTINS	19.196	10	FLORESC	26.292	88	MARTIN	25.348	12	3	FIELDING	1:44.494	1:44.624	0.130
13	63	KJAERGA	34.128	63	KJAERGA	19.279	88	MARTIN	26.335	23	MONGER	25.436	13	1	DEFRANCESCO	1:44.832	1:44.832	0.000
14	93	GODDARD	34.259	23	MONGER	19.338	23	MONGER	26.396	2	RICHARD	25.438	14	23	MONGER	1:45.012	1:45.548	0.536
15	88	MARTIN	34.279	88	MARTIN	19.413	1	DEFRANC	26.591	1	DEFRANC	25.509	15	88	MARTIN	1:45.375	1:45.920	0.545
16	2	RICHARD	34.664	2	RICHARD	19.482	2	RICHARD	26.656	10	FLORESC	25.559	16	2	RICHARDSON	1:46.240	1:46.240	0.000
17	96	BUTEL	35.185	96	BUTEL	19.584	96	BUTEL	27.302	96	BUTEL	26.235	17	96	BUTEL	1:48.306	1:48.455	0.149

Weather / Track : Rain / Wet

Results can be found at www.tsl-timing.com

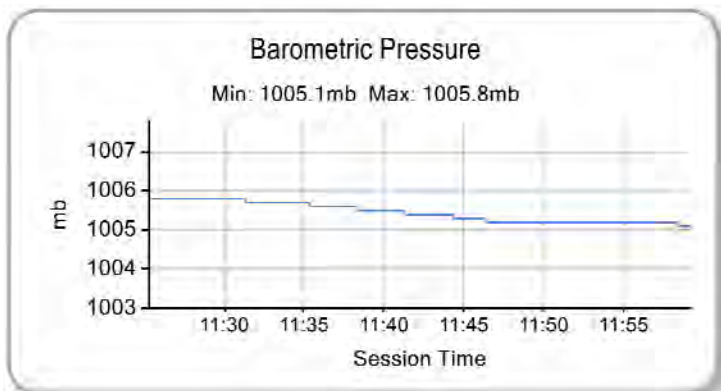
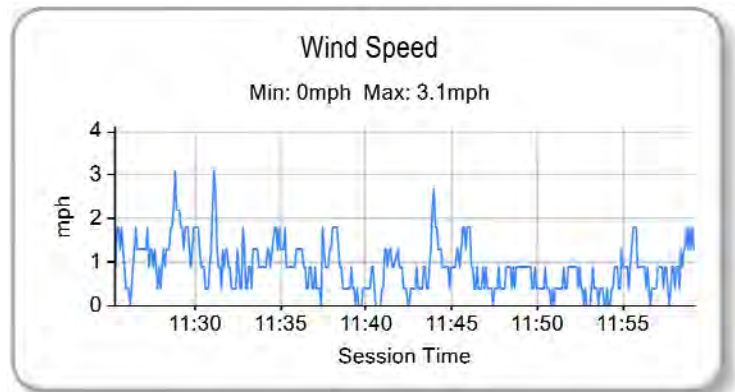
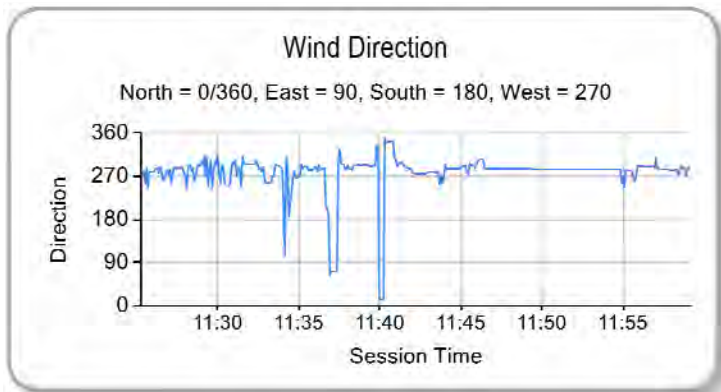
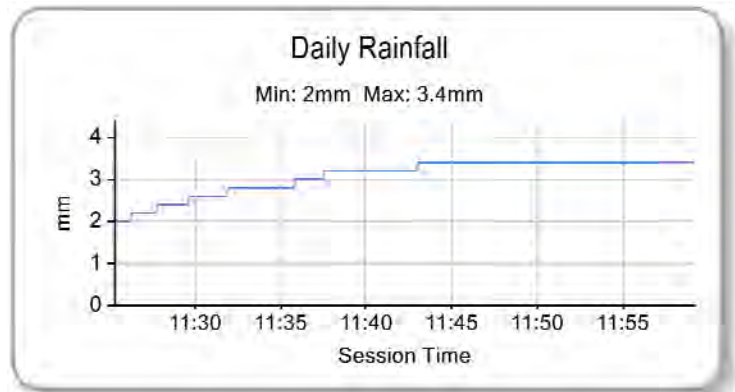
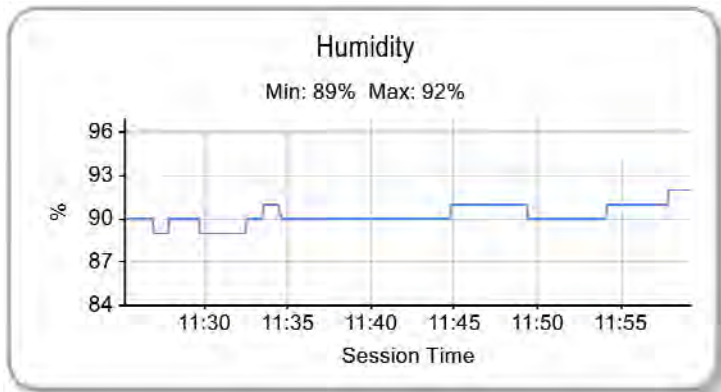
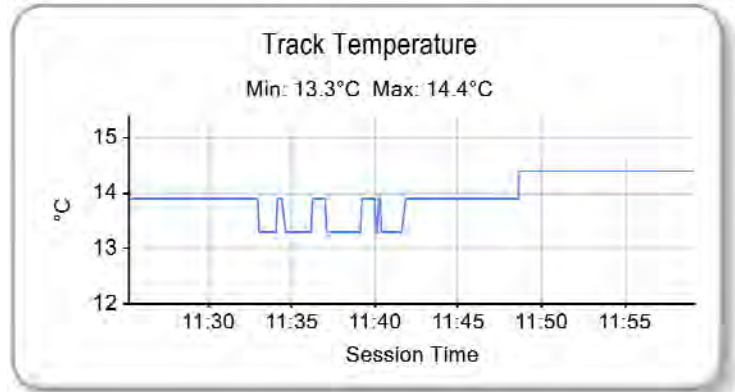
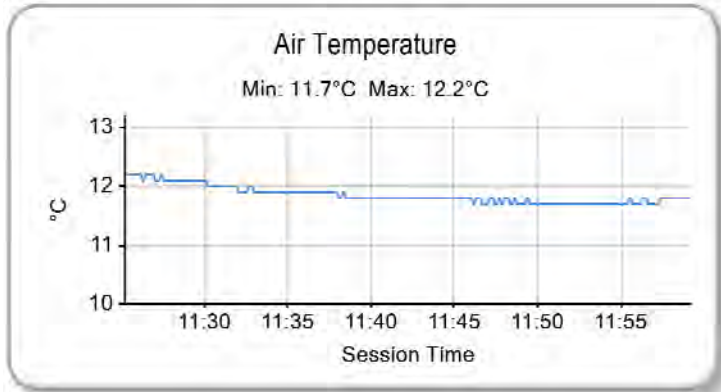
Brands Hatch GP

Circuit Length = 2.4332 miles

Start: 11:30 Flag 11:57 End: 11:59

Printed - 12:03 Saturday, 01 October 2016

2016 F4 British Championship certified by FIA - powered by Ford
QUALIFYING - ROUND 28 - WEATHER CONDITIONS



Weather / Track : Rain / Wet

Results can be found at www.tsl-timing.com

Brands Hatch GP
Circuit Length = 2.4332 miles
Start: 11:30 Flag 11:57 End: 11:59

Printed - 12:03 Saturday, 01 October 2016

2016 F4 British Championship certified by FIA - powered by Ford

ROUND 28 - GRID (20 minutes) - AMENDED

ROW 9	17	38 Jamie CAROLINE					
				1:48.455			
ROW 8	15	2 Andrew RICHARDSON			1:46.240		
						1:48.455	96 Jack BUTEL
ROW 7	13	23 Billy MONGER			1:45.548		
						1:45.920	88 Jack MARTIN
ROW 6	11	10 Petru FLORESCU			1:44.815		
						1:44.832	1 Devlin DEFRANCESCO
ROW 5	9	63 Nicolai KJAERGAARD			1:44.772		
						1:44.808	93 Zane GODDARD
ROW 4	7	7 Alex QUINN			1:44.493		
						1:44.624	3 Sennan FIELDING
ROW 3	5	21 Rafael MARTINS			1:43.854		
						1:44.195	5 Frank BIRD
ROW 2	3	26 Luis LEEDS			1:43.629		
						1:43.763	12 Ayrton SIMMONS
ROW 1	1	31 Max FEWTRELL			1:43.064		
						1:43.154	15 James PULL

Pole

Brands Hatch GP
Circuit Length = 2.4332 miles

These results are provisional until the conclusion of any judicial and technical matters.

Clerk Of Course :		Timekeeper :	
-------------------	--	--------------	--

Results can be found at www.tsl-timing.com

Printed - 15:27 Saturday, 01 October 2016

2016 F4 British Championship certified by FIA - powered by Ford
ROUND 30 - GRID (20 minutes) - AMENDED

ROW 9	17	38 Jamie CAROLINE					
					1:49.761		
	16	96 Jack BUTEL					
ROW 8	15	2 Andrew RICHARDSON			1:46.705		
	14	88 Jack MARTIN			1:46.387		
ROW 7	13	7 Alex QUINN			1:46.377		
	12	23 Billy MONGER			1:45.569		
ROW 6	11	63 Nicolai KJAERGAARD			1:45.483		
	10	1 Devlin DEFRANCESCO			1:45.296		
ROW 5	9	21 Rafael MARTINS			1:45.274		
	8	93 Zane GODDARD			1:44.941		
ROW 4	7	10 Petru FLORESCU			1:44.843		
	6	3 Sennan FIELDING			1:44.813		
ROW 3	5	26 Luis LEEDS			1:44.415		
	4	5 Frank BIRD			1:44.225		
ROW 2	3	15 James PULL			1:44.134		
	2	12 Ayrton SIMMONS			1:44.059		
ROW 1	1	31 Max FEWTRELL			1:43.469		
		Pole					

Brands Hatch GP
 Circuit Length = 2.4332 miles

These results are provisional until the conclusion of any judicial and technical matters.

Clerk Of Course :		Timekeeper :	
-------------------	--	--------------	--

Results can be found at www.tsl-timing.com

Printed - 15:32 Saturday, 01 October 2016

2016 F4 British Championship certified by FIA - powered by Ford

ROUND 28 - CLASSIFICATION

POS	NO	CL	PIC NAME	ENTRY	LAPS	TIME	GAP	DIFF	MPH	BEST	ON
1	15		1 James PULL	Carlin	11	21:24.773			75.00	1:40.703	11
2	3		2 Sennan FIELDING	JHR	11	21:26.261	1.488	1.488	74.91	1:39.945	11
3	31		3 Max FEWTRELL	Carlin	11	21:27.595	2.822	1.334	74.83	1:41.085	10
4	21		4 Rafael MARTINS	Arden	11	21:27.703	2.930	0.108	74.82	1:39.523	11
5	12	R	1 Ayrton SIMMONS	Arden	11	21:30.442	5.669	2.739	74.67	1:39.470	11
6	10		5 Petru FLORESCU	Carlin	11	21:31.169	6.396	0.727	74.62	1:39.824	11
7	38		6 Jamie CAROLINE	Fortec	11	21:31.365	6.592	0.196	74.61	1:37.902	11
8	7	R	2 Alex QUINN	Fortec	11	21:42.728	17.955	11.363	73.96	1:40.912	11
9	96		7 Jack BUTEL	JHR	11	21:44.092	19.319	1.364	73.88	1:41.485	11
10	26		8 Luis LEEDS	Arden	11	21:46.622	21.849	2.530	73.74	1:41.893	11
11	63	R	3 Nicolai KJAERGAARD	Fortec	11	21:47.275	22.502	0.653	73.70	1:42.799	11
12	5		9 Frank BIRD	Fortec	11	21:49.929	25.156	2.654	73.55	1:43.414	10
13	93		10 Zane GODDARD	Double R	11	21:51.568	26.795	1.639	73.46	1:42.078	10
14	88	R	4 Jack MARTIN	Arden	11	21:53.217	28.444	1.649	73.37	1:42.165	11
15	2		11 Andrew RICHARDSON	Richardson Racing	11	22:05.074	40.301	11.857	72.71	1:44.457	11

NOT CLASSIFIED

DNF	1		Devlin DEFRANCESCO	Carlin	1	2:02.909	10 Laps	10 Laps	71.27	2:02.909	1
DNF	23		Billy MONGER	JHR	0						

FASTEST LAP

	38		Jamie CAROLINE	Fortec	11	1:37.902			89.47 mph	143.99 kph	
	12	R	Ayrton SIMMONS	Arden	11	1:39.470			88.06 mph	141.72 kph	

Weather / Track : Showers / Drying

These results are provisional until the conclusion of any judicial and technical matters.

Brands Hatch GP

Circuit Length = 2.4332 miles

Start: 16:46 Flag 17:07 End: 17:08

Clerk Of Course :

Timekeeper :

2016 F4 British Championship certified by FIA - powered by Ford

ROUND 28 - SECTOR ANALYSIS

SECTOR 1 = FL to I1, SECTOR 2 = I1 to I2 SECTOR 3 = I2 to I3, SECTOR 4 = I3 to FL, DIFF = Difference To Personal Best Lap, P = Crossed Finish Line in Pit Lane, D = Time Disallowed

P1 15		James PULL					Carlin				
IDEAL LAP TIME : 1:40.566		BEST LAP TIME : 1:40.703					DIFFERENCE : 0.137				
LAP	SECTOR 1	SECTOR 2		SECTOR 3		SECTOR 4	LAP TIME	MPH	DIFF	TIME OF DAY	
1 -		86.9	20.353	110.0	28.463	74.6	27.157	1:57.746	74.39	17.043	16:48:23.795
2 -	36.264	93.3	20.176	112.0	29.696	75.2	27.926	1:54.062	76.79	13.359	16:50:17.857
3 -	41.511	62.7	29.108	53.2	51.543	45.1	43.106	2:45.268	53.00	1:04.565	16:53:03.125
4 -	52.657	62.6	27.312	75.4	48.171	32.8	28.307	2:36.447	55.99	55.744	16:55:39.572
5 -	35.503	93.3	19.697	119.1	28.308	76.2	26.299	1:49.807	79.77	9.104	16:57:29.379
6 -	34.255	95.3	19.479	119.6	27.828	79.9	25.978	1:47.540	81.45	6.837	16:59:16.919
7 -	33.238	96.6	19.064	120.4	27.753	80.1	25.191	1:45.246	83.23	4.543	17:01:02.165
8 -	32.995	96.5	18.484	121.3	27.430	82.5	25.621	1:44.530	83.80	3.827	17:02:46.695
9 -	32.093	97.8	18.330	121.3	27.509	80.4	24.548	1:42.480 (3)	85.47	1.777	17:04:29.175
10 -	31.310	98.2	17.967	121.7	27.209	79.2	24.458	1:40.944 (2)	86.77	0.241	17:06:10.119
11 -	30.987	99.1	18.038	121.3	27.154	82.8	24.524	1:40.703 (1)	86.98		17:07:50.822

P2 3		Sennan FIELDING					JHR				
IDEAL LAP TIME : 1:39.835		BEST LAP TIME : 1:39.945					DIFFERENCE : 0.110				
LAP	SECTOR 1	SECTOR 2		SECTOR 3		SECTOR 4	LAP TIME	MPH	DIFF	TIME OF DAY	
1 -		89.5	20.331	118.9	29.191	78.2	27.429	2:00.499	72.69	20.554	16:48:26.548
2 -	37.304	87.1	20.130	118.7	29.195	75.8	30.013	1:56.642	75.10	16.697	16:50:23.190
3 -	42.723	54.6	26.174	53.0	52.162	44.0	42.520	2:43.579	53.55	1:03.634	16:53:06.769
4 -	54.168	56.6	27.131	77.3	45.336	35.6	28.082	2:34.717	56.61	54.772	16:55:41.486
5 -	35.942	92.1	19.860	117.5	28.380	77.3	27.022	1:51.204	78.77	11.259	16:57:32.690
6 -	34.358	95.3	19.437	119.6	27.844	80.7	26.494	1:48.133	81.00	8.188	16:59:20.823
7 -	33.308	97.2	18.891	120.9	28.273	78.9	25.941	1:46.413	82.31	6.468	17:01:07.236
8 -	32.371	98.1	18.197	121.7	28.293	81.1	25.380	1:44.241	84.03	4.296	17:02:51.477
9 -	31.096	99.2	17.885	122.6	27.041	83.4	24.635	1:40.657 (3)	87.02	0.712	17:04:32.134
10 -	30.781	99.7	17.767	123.3	27.156	79.4	24.527	1:40.231 (2)	87.39	0.286	17:06:12.365
11 -	30.736	99.2	17.531	123.1	27.127	83.0	24.551	1:39.945 (1)	87.64		17:07:52.310

P3 31		Max FEWTRELL					Carlin				
IDEAL LAP TIME : 1:41.023		BEST LAP TIME : 1:41.085					DIFFERENCE : 0.062				
LAP	SECTOR 1	SECTOR 2		SECTOR 3		SECTOR 4	LAP TIME	MPH	DIFF	TIME OF DAY	
1 -		84.6	20.751	113.5	28.883	80.0	27.056	1:58.889	73.68	17.804	16:48:24.938
2 -	36.765	87.7	20.169	116.3	29.350	73.5	27.782	1:54.066	76.79	12.981	16:50:19.004
3 -	42.492	58.8	28.345	58.2	51.013	48.4	42.947	2:44.797	53.15	1:03.712	16:53:03.801
4 -	53.122	56.8	27.414	74.8	47.399	33.1	28.239	2:36.174	56.09	55.089	16:55:39.975
5 -	35.399	86.7	19.936	117.9	28.528	75.6	26.726	1:50.589	79.21	9.504	16:57:30.564
6 -	34.237	91.0	19.566	121.1	27.910	77.0	26.383	1:48.096	81.03	7.011	16:59:18.660
7 -	33.093	92.4	19.185	121.1	27.942	78.5	25.514	1:45.734	82.84	4.649	17:01:04.394
8 -	32.848	94.2	18.597	122.2	27.849	82.3	25.303	1:44.597	83.74	3.512	17:02:48.991
9 -	31.788	98.1	18.142	122.9	27.403	85.2	24.830	1:42.163 (3)	85.74	1.078	17:04:31.154
10 -	31.411	98.8	17.728	122.9	27.373	83.3	24.573	1:41.085 (1)	86.65		17:06:12.239
11 -	31.499	99.7	17.795	123.1	27.600	83.8	24.511	1:41.405 (2)	86.38	0.320	17:07:53.644

P4 21		Rafael MARTINS					Arden				
IDEAL LAP TIME : 1:39.523		BEST LAP TIME : 1:39.523					DIFFERENCE : 0.000				
LAP	SECTOR 1	SECTOR 2		SECTOR 3		SECTOR 4	LAP TIME	MPH	DIFF	TIME OF DAY	
1 -		92.4	20.582	114.5	29.070	79.2	27.429	2:00.818	72.50	21.295	16:48:26.867
2 -	36.492	93.2	20.252	118.3	29.185	82.9	29.971	1:55.900	75.58	16.377	16:50:22.767
3 -	42.791	49.4	26.029	55.2	52.107	44.3	42.493	2:43.420	53.60	1:03.897	16:53:06.187
4 -	54.202	60.5	26.997	76.8	45.534	33.8	28.406	2:35.139	56.46	55.616	16:55:41.326
5 -	34.763	94.2	19.695	118.9	28.606	80.3	27.297	1:50.361	79.37	10.838	16:57:31.687
6 -	34.085	94.6	19.796	120.9	28.140	84.5	26.709	1:48.730	80.56	9.207	16:59:20.417
7 -	33.142	96.2	19.185	120.6	28.205	83.8	26.039	1:46.571	82.19	7.048	17:01:06.988
8 -	32.025	98.5	18.727	121.1	28.861	82.7	25.618	1:45.231	83.24	5.708	17:02:52.219
9 -	31.444	98.8	18.138	122.6	27.372	84.6	24.786	1:41.740 (3)	86.10	2.217	17:04:33.959
10 -	30.562	99.7	17.834	122.4	27.320	86.3	24.554	1:40.270 (2)	87.36	0.747	17:06:14.229
11 -	30.301	100.3	17.690	122.9	27.298	85.7	24.234	1:39.523 (1)	88.01		17:07:53.752

Weather / Track : Showers / Drying

2016 F4 British Championship certified by FIA - powered by Ford

ROUND 28 - SECTOR ANALYSIS

SECTOR 1 = FL to I1, SECTOR 2 = I1 to I2 SECTOR 3 = I2 to I3, SECTOR 4 = I3 to FL, DIFF = Difference To Personal Best Lap, P = Crossed Finish Line in Pit Lane, D = Time Disallowed

P5		12 R		Ayrton SIMMONS				Arden			
IDEAL LAP TIME : 1:39.470		BEST LAP TIME : 1:39.470				DIFFERENCE : 0.000					
LAP	SECTOR 1	SECTOR 2		SECTOR 3		SECTOR 4	LAP TIME	MPH	DIFF	TIME OF DAY	
1 -		89.5	20.830	113.9	29.334	82.0	27.383	2:01.275	72.23	21.805	16:48:27.324
2 -	36.907	92.6	20.248	115.1	28.982	75.8	30.870	1:57.007	74.86	17.537	16:50:24.331
3 -	42.482	55.6	26.215	55.4	52.105	52.5	42.972	2:43.774	53.48	1:04.304	16:53:08.105
4 -	53.613	63.1	27.064	81.5	45.254	34.8	28.382	2:34.313	56.76	54.843	16:55:42.418
5 -	35.781	93.7	19.792	119.4	28.355	80.2	27.022	1:50.950	78.95	11.480	16:57:33.368
6 -	34.702	95.3	19.979	119.4	28.168	83.4	26.875	1:49.724	79.83	10.254	16:59:23.092
7 -	33.270	96.2	19.155	121.1	27.579	81.2	25.675	1:45.679	82.89	6.209	17:01:08.771
8 -	32.630	96.2	18.500	121.5	27.511	84.0	25.346	1:43.987	84.23	4.517	17:02:52.758
9 -	31.717	99.1	18.360	122.2	27.227	85.9	24.566	1:41.870 (2)	85.99	2.400	17:04:34.628
10 -	32.037	96.5	18.449	121.5	27.335	87.3	24.572	1:42.393 (3)	85.55	2.923	17:06:17.021
11 -	30.392	99.7	17.944	122.0	27.097	86.1	24.037	1:39.470 (1)	88.06		17:07:56.491

P6		10		Petru FLORESCU				Carlin			
IDEAL LAP TIME : 1:39.824		BEST LAP TIME : 1:39.824				DIFFERENCE : 0.000					
LAP	SECTOR 1	SECTOR 2		SECTOR 3		SECTOR 4	LAP TIME	MPH	DIFF	TIME OF DAY	
1 -		91.0	21.104	100.0	30.377	75.9	27.823	2:04.118	70.57	24.294	16:48:30.167
2 -	36.194	95.1	20.218	116.7	29.691	75.1	31.161	1:57.264	74.70	17.440	16:50:27.431
3 -	42.674	48.2	26.452	67.0	51.886	36.7	43.054	2:44.066	53.39	1:04.242	16:53:11.497
4 -	55.478	42.8	25.982	69.9	43.111	40.8	28.040	2:32.611	57.39	52.787	16:55:44.108
5 -	36.340	94.1	19.669	119.4	28.615	79.8	27.197	1:51.821	78.33	11.997	16:57:35.929
6 -	34.716	95.8	19.494	120.9	28.282	80.7	26.254	1:48.746	80.55	8.922	16:59:24.675
7 -	33.187	97.2	18.682	122.0	27.555	80.6	25.537	1:44.961	83.45	5.137	17:01:09.636
8 -	32.391	97.6	18.511	122.2	27.691	81.4	24.973	1:43.566	84.58	3.742	17:02:53.202
9 -	31.784	98.6	18.100	121.1	27.561	83.1	24.664	1:42.109 (3)	85.78	2.285	17:04:35.311
10 -	31.482	97.8	18.485	118.5	27.778	79.2	24.338	1:42.083 (2)	85.81	2.259	17:06:17.394
11 -	30.518	100.4	17.731	124.5	27.516	82.5	24.059	1:39.824 (1)	87.75		17:07:57.218

P7		38		Jamie CAROLINE				Fortec			
IDEAL LAP TIME : 1:37.902		BEST LAP TIME : 1:37.902				DIFFERENCE : 0.000					
LAP	SECTOR 1	SECTOR 2		SECTOR 3		SECTOR 4	LAP TIME	MPH	DIFF	TIME OF DAY	
1 -		84.2	20.383	115.7	28.884	76.5	27.983	2:09.487	67.65	31.585	16:48:35.536
2 -	37.450	87.8	19.912	116.5	28.774	76.3	28.222	1:54.358	76.60	16.456	16:50:29.894
3 -	41.889	48.7	27.186	69.2	50.956	36.8	44.100	2:44.131	53.37	1:06.229	16:53:14.025
4 -	54.127	43.5	26.362	71.5	42.891	51.0	27.273	2:30.653	58.14	52.751	16:55:44.678
5 -	34.978	93.4	19.578	120.0	28.888	77.1	29.782	1:53.226	77.36	15.324	16:57:37.904
6 -	34.475	96.4	19.242	121.7	28.928	76.0	26.132	1:48.777	80.53	10.875	16:59:26.681
7 -	33.894	95.7	19.178	120.6	27.972	80.8	25.730	1:46.774	82.04	8.872	17:01:13.455
8 -	31.873	98.2	18.300	122.4	28.167	81.5	26.088	1:44.428	83.88	6.526	17:02:57.883
9 -	31.082	99.5	18.026	122.2	27.682	81.1	24.972	1:41.762 (3)	86.08	3.860	17:04:39.645
10 -	30.469	100.4	17.551	122.9	27.165	83.6	24.682	1:39.867 (2)	87.71	1.965	17:06:19.512
11 -	29.589	101.3	17.316	123.5	27.016	81.1	23.981	1:37.902 (1)	89.47		17:07:57.414

P8		7 R		Alex QUINN				Fortec			
IDEAL LAP TIME : 1:40.865		BEST LAP TIME : 1:40.912				DIFFERENCE : 0.047					
LAP	SECTOR 1	SECTOR 2		SECTOR 3		SECTOR 4	LAP TIME	MPH	DIFF	TIME OF DAY	
1 -		85.4	20.571	115.7	29.591	78.7	27.628	2:01.956	71.82	21.044	16:48:28.005
2 -	37.579	83.5	20.611	114.9	29.565	76.1	30.769	1:58.524	73.90	17.612	16:50:26.529
3 -	42.790	45.5	25.979	71.9	52.469	34.7	42.965	2:44.203	53.34	1:03.291	16:53:10.732
4 -	55.512	45.2	25.899	71.4	43.199	41.5	27.968	2:32.578	57.41	51.666	16:55:43.310
5 -	35.665	84.3	19.978	119.8	28.878	77.4	28.099	1:52.620	77.78	11.708	16:57:35.930
6 -	35.463	93.0	19.381	121.5	28.684	77.9	26.771	1:50.299	79.41	9.387	16:59:26.229
7 -	34.473	89.9	19.233	119.6	28.540	80.1	26.243	1:48.489	80.74	7.577	17:01:14.718
8 -	32.470	97.3	18.809	121.3	29.147	80.8	25.804	1:46.230	82.46	5.318	17:03:00.948
9 -	31.846	95.1	19.123	120.6	28.212	77.4	25.483	1:44.664 (3)	83.69	3.752	17:04:45.612
10 -	31.110	97.8	18.100	121.5	28.250	83.6	24.793	1:42.253 (2)	85.66	1.341	17:06:27.865
11 -	30.674	99.1	17.780	121.7	27.618	82.4	24.840	1:40.912 (1)	86.80		17:08:08.777

Weather / Track : Showers / Drying

Brands Hatch GP

Circuit Length = 2.4332 miles

Start: 16:46 Flag 17:07 End: 17:08

2016 F4 British Championship certified by FIA - powered by Ford

ROUND 28 - SECTOR ANALYSIS

SECTOR 1 = FL to I1, SECTOR 2 = I1 to I2 SECTOR 3 = I2 to I3, SECTOR 4 = I3 to FL, DIFF = Difference To Personal Best Lap, P = Crossed Finish Line in Pit Lane, D = Time Disallowed

P9 96		Jack BUTEL					JHR				
IDEAL LAP TIME : 1:41.448		BEST LAP TIME : 1:41.485					DIFFERENCE : 0.037				
LAP	SECTOR 1	SECTOR 2		SECTOR 3		SECTOR 4	LAP TIME	MPH	DIFF	TIME OF DAY	
1 -		87.9	21.012	110.3	29.585	75.2	27.667	2:04.231	70.51	22.746	16:48:30.280
2 -	36.903	91.9	20.301	113.9	29.603	73.5	30.873	1:57.680	74.43	16.195	16:50:27.960
3 -	43.145	58.3	27.119	68.1	50.632	36.9	44.027	2:44.923	53.11	1:03.438	16:53:12.883
4 -	54.427	41.6	26.461	73.5	42.678	46.5	28.005	2:31.571	57.79	50.086	16:55:44.454
5 -	36.316	92.0	20.038	118.9	28.653	79.8	26.974	1:51.981	78.22	10.496	16:57:36.435
6 -	35.147	92.4	19.789	119.6	29.492	78.0	26.451	1:50.879	79.00	9.394	16:59:27.314
7 -	34.057	95.1	19.723	120.6	28.481	76.5	25.864	1:48.125	81.01	6.640	17:01:15.439
8 -	33.084	96.0	18.956	121.7	28.029	76.6	25.545	1:45.614	82.94	4.129	17:03:01.053
9 -	32.624	96.4	18.798	120.9	27.889	80.4	25.433	1:44.744 (3)	83.63	3.259	17:04:45.797
10 -	31.822	96.8	18.479	120.0	27.777	78.5	24.781	1:42.859 (2)	85.16	1.374	17:06:28.656
11 -	31.225	97.8	18.049	122.2	27.393	80.8	24.818	1:41.485 (1)	86.31		17:08:10.141

P10 26		Luis LEEDS					Arden				
IDEAL LAP TIME : 1:41.811		BEST LAP TIME : 1:41.893					DIFFERENCE : 0.082				
LAP	SECTOR 1	SECTOR 2		SECTOR 3		SECTOR 4	LAP TIME	MPH	DIFF	TIME OF DAY	
1 -		90.3	20.950	112.7	28.911	83.7	27.233	1:59.861	73.08	17.968	16:48:25.910
2 -	36.899	91.3	20.285	113.5	29.290	81.1	28.966	1:55.440	75.88	13.547	16:50:21.350
3 -	43.494	52.1	26.092	51.9	52.143	42.1	42.205	2:43.934	53.43	1:02.041	16:53:05.284
4 -	53.717	60.4	27.466	77.4	45.832	33.8	35.386	2:42.401	53.93	1:00.508	16:55:47.685
5 -	37.300	86.7	20.842	115.5	28.917	85.5	27.221	1:54.280	76.65	12.387	16:57:41.965
6 -	34.354	96.1	19.121	120.4	28.680	81.0	26.562	1:48.717	80.57	6.824	16:59:30.682
7 -	33.572	97.2	18.603	119.4	28.187	83.0	25.894	1:46.256	82.44	4.363	17:01:16.938
8 -	32.145	98.1	18.560	119.1	28.168	78.4	25.946	1:44.819	83.57	2.926	17:03:01.757
9 -	32.280	99.5	18.820	122.4	28.234	84.5	25.416	1:44.750 (3)	83.62	2.857	17:04:46.507
10 -	31.909	98.1	18.628	119.1	27.777	87.6	25.957	1:44.271 (2)	84.01	2.378	17:06:30.778
11 -	30.767	100.1	18.642	120.6	27.547	80.7	24.937	1:41.893 (1)	85.97		17:08:12.671

P11 63 R		Nicolai KJAERGAARD					Fortec				
IDEAL LAP TIME : 1:41.945		BEST LAP TIME : 1:42.799					DIFFERENCE : 0.854				
LAP	SECTOR 1	SECTOR 2		SECTOR 3		SECTOR 4	LAP TIME	MPH	DIFF	TIME OF DAY	
1 -		89.3	21.160	113.7	29.623	79.3	27.452	2:02.553	71.47	19.754	16:48:28.602
2 -	36.814	92.0	20.202	116.3	29.072	79.2	31.092	1:57.180	74.75	14.381	16:50:25.782
3 -	42.741	44.6	25.587	62.9	52.479	38.4	43.357	2:44.164	53.36	1:01.365	16:53:09.946
4 -	54.569	55.6	26.239	76.2	44.134	36.5	27.947	2:32.889	57.29	50.090	16:55:42.835
5 -	35.763	93.7	19.906	117.1	28.813	85.3	28.462	1:52.944	77.55	10.145	16:57:35.779
6 -	35.386	94.9	19.390	120.4	28.728	80.6	26.405	1:49.909	79.70	7.110	16:59:25.688
7 -	33.002	96.2	18.884	121.1	28.005	81.3	26.225	1:46.116 (3)	82.54	3.317	17:01:11.804
8 -	32.424	95.1	18.541	120.4	32.107	81.0	25.352	1:48.424	80.79	5.625	17:03:00.228
9 -	32.537	95.5	19.903	116.3	28.204	82.6	25.523	1:46.167	82.51	3.368	17:04:46.395
10 -	31.882	97.2	18.736	121.7	28.473	83.2	25.039	1:44.130 (2)	84.12	1.331	17:06:30.525
11 -	30.895	98.2	19.395	119.6	27.831	84.2	24.678	1:42.799 (1)	85.21		17:08:13.324

P12 5		Frank BIRD					Fortec				
IDEAL LAP TIME : 1:43.109		BEST LAP TIME : 1:43.414					DIFFERENCE : 0.305				
LAP	SECTOR 1	SECTOR 2		SECTOR 3		SECTOR 4	LAP TIME	MPH	DIFF	TIME OF DAY	
1 -		87.2	20.459	117.9	28.789	83.5	28.078	2:09.058	67.87	25.644	16:48:35.107
2 -	38.331	89.3	20.668	119.4	29.313	81.7	28.834	1:57.146	74.77	13.732	16:50:32.253
3 -	40.412	66.9	27.464	77.8	50.451	34.6	44.823	2:43.150	53.69	59.736	16:53:15.403
4 -	53.923	46.5	26.769	87.4	41.932	61.9	27.630	2:30.254	58.30	46.840	16:55:45.657
5 -	35.784	95.1	20.002	119.8	28.951	81.1	27.432	1:52.169	78.09	8.755	16:57:37.826
6 -	35.542	92.9	19.655	119.1	29.334	82.6	26.704	1:51.235	78.75	7.821	16:59:29.061
7 -	34.610	96.5	19.539	119.6	28.436	82.2	26.398	1:48.983	80.37	5.569	17:01:18.044
8 -	32.958	96.9	18.931	122.0	28.406	83.6	25.643	1:45.938	82.68	2.524	17:03:03.982
9 -	32.197	97.5	18.498	123.1	28.124	84.7	25.959	1:44.778 (3)	83.60	1.364	17:04:48.760
10 -	31.972	97.6	18.295	122.6	27.892	84.3	25.255	1:43.414 (1)	84.70		17:06:32.174
11 -	31.730	97.9	18.232	122.4	28.301	82.3	25.541	1:43.804 (2)	84.38	0.390	17:08:15.978

Weather / Track : Showers / Drying

2016 F4 British Championship certified by FIA - powered by Ford

ROUND 28 - SECTOR ANALYSIS

SECTOR 1 = FL to I1, SECTOR 2 = I1 to I2 SECTOR 3 = I2 to I3, SECTOR 4 = I3 to FL, DIFF = Difference To Personal Best Lap, P = Crossed Finish Line in Pit Lane, D = Time Disallowed

P13 93		Zane GODDARD					Double R				
IDEAL LAP TIME : 1:40.293		BEST LAP TIME : 1:42.078					DIFFERENCE : 1.785				
LAP	SECTOR 1	SECTOR 2		SECTOR 3		SECTOR 4	LAP TIME	MPH	DIFF	TIME OF DAY	
1 -		88.0	20.452	111.8	29.633	79.4	27.207	2:01.824	71.90	19.746	16:48:27.873
2 -	36.687	91.5	20.359	111.8	28.953	78.6	31.229	1:57.228	74.72	15.150	16:50:25.101
3 -	42.666	48.8	25.891	59.9	52.172	43.6	43.153	2:43.882	53.45	1:01.804	16:53:08.983
4 -	53.998	65.2	26.532	78.9	44.924	35.2	28.091	2:33.545	57.05	51.467	16:55:42.528
5 -	36.277	90.3	19.959	122.0	28.874	80.9	37.704	2:02.814	71.32	20.736	16:57:45.342
6 -	36.069	93.2	19.601	118.7	28.628	78.8	26.846	1:51.144	78.81	9.066	16:59:36.486
7 -	34.200	95.8	18.815	120.9	28.107	80.8	26.370	1:47.492	81.49	5.414	17:01:23.978
8 -	32.734	97.9	18.381	122.6	27.748	85.9	25.338	1:44.201	84.06	2.123	17:03:08.179
9 -	32.460	98.3	19.059	121.5	27.654	81.9	25.010	1:44.183 (3)	84.08	2.105	17:04:52.362
10 -	31.739	97.3	18.110	122.9	27.571	82.8	24.658	1:42.078 (1)	85.81		17:06:34.440
11 -	30.486	99.8	17.725	124.0	27.424	87.6	27.542	1:43.177 (2)	84.90	1.099	17:08:17.617

P14 88 R		Jack MARTIN					Arden				
IDEAL LAP TIME : 1:42.165		BEST LAP TIME : 1:42.165					DIFFERENCE : 0.000				
LAP	SECTOR 1	SECTOR 2		SECTOR 3		SECTOR 4	LAP TIME	MPH	DIFF	TIME OF DAY	
1 -		88.1	31.531	111.8	28.714	78.5	27.557	2:13.981	65.38	31.816	16:48:40.030
2 -	36.825	90.1	20.680	109.1	30.639	73.9	30.309	1:58.453	73.95	16.288	16:50:38.483
3 -	40.326	74.3	25.340	68.7	48.604	35.9	45.169	2:39.439	54.94	57.274	16:53:17.922
4 -	52.729	48.6	28.082	79.2	40.276	60.9	28.586	2:29.673	58.52	47.508	16:55:47.595
5 -	37.127	90.6	20.306	117.9	29.187	82.1	27.195	1:53.815	76.96	11.650	16:57:41.410
6 -	35.623	91.0	19.643	116.9	28.948	82.0	26.589	1:50.803	79.05	8.638	16:59:32.213
7 -	34.576	96.1	19.292	120.4	28.571	81.5	26.683	1:49.122	80.27	6.957	17:01:21.335
8 -	33.075	97.3	18.905	121.3	28.037	81.5	26.485	1:46.502	82.25	4.337	17:03:07.837
9 -	32.599	97.2	19.727	121.5	28.172	79.8	25.353	1:45.851 (3)	82.75	3.686	17:04:53.688
10 -	32.320	98.3	18.522	121.5	27.830	80.9	24.741	1:43.413 (2)	84.70	1.248	17:06:37.101
11 -	31.749	98.3	18.079	121.7	27.632	83.8	24.705	1:42.165 (1)	85.74		17:08:19.266

P15 2		Andrew RICHARDSON					Richardson Racing				
IDEAL LAP TIME : 1:44.457		BEST LAP TIME : 1:44.457					DIFFERENCE : 0.000				
LAP	SECTOR 1	SECTOR 2		SECTOR 3		SECTOR 4	LAP TIME	MPH	DIFF	TIME OF DAY	
1 -		79.4	21.613	101.8	30.844	70.3	29.546	2:09.254	67.77	24.797	16:48:35.303
2 -	39.137	85.0	21.062	105.6	31.693	66.7	30.893	2:02.785	71.34	18.328	16:50:38.088
3 -	39.869	71.7	25.291	78.2	48.784	32.4	45.483	2:39.427	54.94	54.970	16:53:17.515
4 -	52.620	44.2	27.539	79.7	40.951	65.8	28.404	2:29.514	58.58	45.057	16:55:47.029
5 -	37.437	90.0	20.778	104.3	30.697	75.7	27.481	1:56.393	75.26	11.936	16:57:43.422
6 -	36.392	91.4	20.115	114.9	29.344	74.5	27.654	1:53.505	77.17	9.048	16:59:36.927
7 -	34.924	94.6	19.246	119.1	28.701	76.0	26.902	1:49.773	79.79	5.316	17:01:26.700
8 -	33.506	97.5	19.027	119.1	28.418	77.7	26.547	1:47.498	81.48	3.041	17:03:14.198
9 -	33.509	97.1	18.737	120.0	28.611	77.2	26.228	1:47.085 (3)	81.80	2.628	17:05:01.283
10 -	32.717	97.9	18.479	120.0	28.508	75.3	25.679	1:45.383 (2)	83.12	0.926	17:06:46.666
11 -	32.263	97.9	18.384	120.0	28.376	77.1	25.434	1:44.457 (1)	83.86		17:08:31.123

P16 1		Devlin DEFRANCESCO					Carlin				
IDEAL LAP TIME :		BEST LAP TIME : 2:02.909					DIFFERENCE :				
LAP	SECTOR 1	SECTOR 2		SECTOR 3		SECTOR 4	LAP TIME	MPH	DIFF	TIME OF DAY	
1 -		89.4	21.362	117.9	29.344	78.3	27.567	2:02.909 (1)	71.27		16:48:28.958

2016 F4 British Championship certified by FIA - powered by Ford

ROUND 28 - BEST SPEEDS

POS	INTERMEDIATE 1		INTERMEDIATE 2		INTERMEDIATE 3		FINISH LINE		MPH
	NO	NAME	MPH	NO	NAME	MPH	NO	NAME	
1	38	CAROLINE	101.3	10	FLORESCU	124.5	26	LEEDS	87.6
2	10	FLORESCU	100.4	93	GODDARD	124.0	93	GODDARD	87.6
3	21	MARTINS	100.3	38	CAROLINE	123.5	12	SIMMONS	87.3
4	26	LEEDS	100.1	3	FIELDING	123.3	21	MARTINS	86.3
5	93	GODDARD	99.8	31	FEWTRELL	123.1	63	KJAERGAARD	85.3
6	3	FIELDING	99.7	5	BIRD	123.1	31	FEWTRELL	85.2
7	31	FEWTRELL	99.7	21	MARTINS	122.9	5	BIRD	84.7
8	12	SIMMONS	99.7	26	LEEDS	122.4	88	MARTIN	83.8
9	7	QUINN	99.1	96	BUTEL	122.2	7	QUINN	83.6
10	15	PULL	99.1	12	SIMMONS	122.2	38	CAROLINE	83.6
11	88	MARTIN	98.3	7	QUINN	121.7	3	FIELDING	83.4
12	63	KJAERGAARD	98.2	15	PULL	121.7	10	FLORESCU	83.1
13	5	BIRD	97.9	63	KJAERGAARD	121.7	15	PULL	82.8
14	2	RICHARDSON	97.9	88	MARTIN	121.7	96	BUTEL	80.8
15	96	BUTEL	97.8	2	RICHARDSON	120.0	1	DEFRANCESCO	78.3
16	23	MONGER	90.1	1	DEFRANCESCO	117.9	2	RICHARDSON	77.7
17	1	DEFRANCESCO	89.4	23	MONGER	113.5	23	MONGER	73.0

Weather / Track : Showers / Drying

Results can be found at www.tsl-timing.com

Brands Hatch GP
Circuit Length = 2.4332 miles
Start: 16:46 Flag 17:07 End: 17:08

Printed - 17:11 Saturday, 01 October 2016

2016 F4 British Championship certified by FIA - powered by Ford

ROUND 28 - BEST SECTORS

SECTOR 1				SECTOR 2				SECTOR 3				SECTOR 4				IDEAL / BEST COMPARISON		
POS	NO	NAME	TIME	NO	NAME	TIME	NO	NAME	TIME	NO	NAME	TIME	POS	NO	NAME	IDEAL	BEST	DIFF
																PERFECT LAP	1:37.902	
1	38	CAROLIN	29.589	38	CAROLIN	17.316	38	CAROLIN	27.016	38	CAROLIN	23.981	1	38	CAROLINE	1:37.902	1:37.902	0.000
2	21	MARTINS	30.301	3	FIELDIN	17.531	3	FIELDIN	27.041	12	SIMMONS	24.037	2	12	SIMMONS	1:39.470	1:39.470	0.000
3	12	SIMMONS	30.392	21	MARTINS	17.690	12	SIMMONS	27.097	10	FLORESC	24.059	3	21	MARTINS	1:39.523	1:39.523	0.000
4	93	GODDARD	30.486	93	GODDARD	17.725	15	PULL	27.154	21	MARTINS	24.234	4	10	FLORESCU	1:39.824	1:39.824	0.000
5	10	FLORESC	30.518	31	FEWTREL	17.728	21	MARTINS	27.298	15	PULL	24.458	5	3	FIELDING	1:39.835	1:39.945	0.110
6	7	QUINN	30.674	10	FLORESC	17.731	31	FEWTREL	27.373	31	FEWTREL	24.511	6	93	GODDARD	1:40.293	1:42.078	1.785
7	3	FIELDIN	30.736	7	QUINN	17.780	96	BUTEL	27.393	3	FIELDIN	24.527	7	15	PULL	1:40.566	1:40.703	0.137
8	26	LEEDS	30.767	12	SIMMONS	17.944	93	GODDARD	27.424	93	GODDARD	24.658	8	7	QUINN	1:40.865	1:40.912	0.047
9	63	KJAERGA	30.895	15	PULL	17.967	10	FLORESC	27.516	63	KJAERGA	24.678	9	31	FEWTRELL	1:41.023	1:41.085	0.062
10	15	PULL	30.987	96	BUTEL	18.049	26	LEEDS	27.547	88	MARTIN	24.705	10	96	BUTEL	1:41.448	1:41.485	0.037
11	96	BUTEL	31.225	88	MARTIN	18.079	7	QUINN	27.618	96	BUTEL	24.781	11	26	LEEDS	1:41.811	1:41.893	0.082
12	31	FEWTREL	31.411	5	BIRD	18.232	88	MARTIN	27.632	7	QUINN	24.793	12	63	KJAERGAARD	1:41.945	1:42.799	0.854
13	5	BIRD	31.730	2	RICHARD	18.384	63	KJAERGA	27.831	26	LEEDS	24.937	13	88	MARTIN	1:42.165	1:42.165	0.000
14	88	MARTIN	31.749	63	KJAERGA	18.541	5	BIRD	27.892	5	BIRD	25.255	14	5	BIRD	1:43.109	1:43.414	0.305
15	2	RICHARD	32.263	26	LEEDS	18.560	2	RICHARD	28.376	2	RICHARD	25.434	15	2	RICHARDSON	1:44.457	1:44.457	0.000
16				23	MONGER	20.702	1	DEFRANC	29.344	1	DEFRANC	27.567	16	1	DEFRANCESCO		2:02.909	
17				1	DEFRANC	21.362	23	MONGER	30.820									

Weather / Track : Showers / Drying

Results can be found at www.tsl-timing.com

Brands Hatch GP

Circuit Length = 2.4332 miles

Start: 16:46 Flag 17:07 End: 17:08

Printed - 17:10 Saturday, 01 October 2016

2016 F4 British Championship certified by FIA - powered by Ford

ROUND 28 - LAP CHART

LAP 1 @ 16:48:23.795			LAP 2 @ 16:50:17.857			LAP 3 @ 16:53:03.125			LAP 4 @ 16:55:39.572			LAP 5 @ 16:57:29.379		
NO	BEHIND	LAP TIME	NO	BEHIND	LAP TIME	NO	BEHIND	LAP TIME	NO	BEHIND	LAP TIME	NO	BEHIND	LAP TIME
15		1:57.746	15		1:54.062	15		2:45.268	15		2:36.447	15		1:49.807
31	1.143	1:58.889	31	1.147	1:54.066	31	0.676	2:44.797	31	0.403	2:36.174	31	1.185	1:50.589
26	2.115	1:59.861	26	3.493	1:55.440	26	2.159	2:43.934	21	1.754	2:35.139	21	2.308	1:50.361
3	2.753	2:00.499	21	4.910	1:55.900	21	3.062	2:43.420	3	1.914	2:34.717	3	3.311	1:51.204
21	3.072	2:00.818	3	5.333	1:56.642	3	3.644	2:43.579	12	2.846	2:34.313	12	3.989	1:50.950
12	3.529	2:01.275	12	6.474	1:57.007	12	4.980	2:43.774	93	2.956	2:33.545	63	6.400	1:52.944
93	4.078	2:01.824	93	7.244	1:57.228	93	5.858	2:43.882	63	3.263	2:32.889	10	6.550	1:51.821
7	4.210	2:01.956	63	7.925	1:57.180	63	6.821	2:44.164	7	3.738	2:32.578	7	6.551	1:52.620
63	4.807	2:02.553	7	8.672	1:58.524	7	7.607	2:44.203	10	4.536	2:32.611	96	7.056	1:51.981
1	5.163	2:02.909	10	9.574	1:57.264	10	8.372	2:44.066	96	4.882	2:31.571	5	8.447	1:52.169
10	6.372	2:04.118	96	10.103	1:57.680	96	9.758	2:44.923	38	5.106	2:30.653	38	8.525	1:53.226
96	6.485	2:04.231	38	12.037	1:54.358	38	10.900	2:44.131	5	6.085	2:30.254	88	12.031	1:53.815
5	11.312	2:09.058	5	14.396	1:57.146	5	12.278	2:43.150	2	7.457	2:29.514	26	12.586	1:54.280
2	11.508	2:09.254	2	20.231	2:02.785	2	14.390	2:39.427	88	8.023	2:29.673	2	14.043	1:56.393
38	11.741	2:09.487	88	20.626	1:58.453	88	14.797	2:39.439	26	8.113	2:42.401	93	15.963	2:02.814
88	16.235	2:13.981												

Weather / Track : Showers / Drying

Results can be found at www.tsl-timing.com

Page 1 of 3

Brands Hatch GP
 Circuit Length = 2.4332 miles
 Start: 16:46 Flag 17:07 End: 17:08

Printed - 17:11 Saturday, 01 October 2016

2016 F4 British Championship certified by FIA - powered by Ford

ROUND 28 - LAP CHART

LAP 6 @ 16:59:16.919			LAP 7 @ 17:01:02.165			LAP 8 @ 17:02:46.695			LAP 9 @ 17:04:29.175			LAP 10 @ 17:06:10.119		
NO	BEHIND	LAP TIME	NO	BEHIND	LAP TIME	NO	BEHIND	LAP TIME	NO	BEHIND	LAP TIME	NO	BEHIND	LAP TIME
15		1:47.540	15		1:45.246	15		1:44.530	15		1:42.480	15		1:40.944
31	1.741	1:48.096	31	2.229	1:45.734	31	2.296	1:44.597	31	1.979	1:42.163	31	2.120	1:41.085
21	3.498	1:48.730	21	4.823	1:46.571	3	4.782	1:44.241	3	2.959	1:40.657	3	2.246	1:40.231
3	3.904	1:48.133	3	5.071	1:46.413	21	5.524	1:45.231	21	4.784	1:41.740	21	4.110	1:40.270
12	6.173	1:49.724	12	6.606	1:45.679	12	6.063	1:43.987	12	5.453	1:41.870	12	6.902	1:42.393
10	7.756	1:48.746	10	7.471	1:44.961	10	6.507	1:43.566	10	6.136	1:42.109	10	7.275	1:42.083
63	8.769	1:49.909	63	9.639	1:46.116	38	11.188	1:44.428	38	10.470	1:41.762	38	9.393	1:39.867
7	9.310	1:50.299	38	11.290	1:46.774	63	13.533	1:48.424	7	16.437	1:44.664	7	17.746	1:42.253
38	9.762	1:48.777	7	12.553	1:48.489	7	14.253	1:46.230	96	16.622	1:44.744	96	18.537	1:42.859
96	10.395	1:50.879	96	13.274	1:48.125	96	14.358	1:45.614	63	17.220	1:46.167	63	20.406	1:44.130
5	12.142	1:51.235	26	14.773	1:46.256	26	15.062	1:44.819	26	17.332	1:44.750	26	20.659	1:44.271
26	13.763	1:48.717	5	15.879	1:48.983	5	17.287	1:45.938	5	19.585	1:44.778	5	22.055	1:43.414
88	15.294	1:50.803	88	19.170	1:49.122	88	21.142	1:46.502	93	23.187	1:44.183	93	24.321	1:42.078
93	19.567	1:51.144	93	21.813	1:47.492	93	21.484	1:44.201	88	24.513	1:45.851	88	26.982	1:43.413
2	20.008	1:53.505	2	24.535	1:49.773	2	27.503	1:47.498	2	32.108	1:47.085	2	36.547	1:45.383

Weather / Track : Showers / Drying

Results can be found at www.tsl-timing.com

Page 2 of 3

Brands Hatch GP
 Circuit Length = 2.4332 miles
 Start: 16:46 Flag 17:07 End: 17:08

Printed - 17:11 Saturday, 01 October 2016

2016 F4 British Championship certified by FIA - powered by Ford

ROUND 28 - LAP CHART

LAP 11	@ 17:07:50.822
---------------	-----------------------

NO	BEHIND	LAP TIME
15		1:40.703
3	1.488	1:39.945
31	2.822	1:41.405
21	2.930	1:39.523
12	5.669	1:39.470
10	6.396	1:39.824
38	6.592	1:37.902
7	17.955	1:40.912
96	19.319	1:41.485
26	21.849	1:41.893
63	22.502	1:42.799
5	25.156	1:43.804
93	26.795	1:43.177
88	28.444	1:42.165
2	40.301	1:44.457

Weather / Track : Showers / Drying

Results can be found at www.tsl-timing.com

Page 3 of 3

Brands Hatch GP
Circuit Length = 2.4332 miles
Start: 16:46 Flag 17:07 End: 17:08

Printed - 17:11 Saturday, 01 October 2016

2016 F4 British Championship certified by FIA - powered by Ford

ROUND 28 - POSITION CHART

No	Name	Lap Pos	Lap											
			1	2	3	4	5	6	7	8	9	10	11	
31	FEWTRELL	1	15	15	15	15	15	15	15	15	15	15	15	15
15	PULL	2	31	31	31	31	31	31	31	31	31	31	31	3
26	LEEDS	3	26	26	26	21	21	21	21	3	3	3	31	
12	SIMMONS	4	3	21	21	3	3	3	3	21	21	21	21	
21	MARTINS	5	21	3	3	12	12	12	12	12	12	12	12	
5	BIRD	6	12	12	12	93	63	10	10	10	10	10	10	
7	QUINN	7	93	93	93	63	10	63	63	38	38	38	38	
3	FIELDING	8	7	63	63	7	7	7	38	63	7	7	7	
63	KJAERGAARD	9	63	7	7	10	96	38	7	7	96	96	96	
93	GODDARD	10	1	10	10	96	5	96	96	96	63	63	26	
10	FLORESCU	11	10	96	96	38	38	5	26	26	26	26	63	
1	DEFRANCESCO	12	96	38	38	5	88	26	5	5	5	5	5	
23	MONGER	13	5	5	5	2	26	88	88	88	93	93	93	
88	MARTIN	14	2	2	2	88	2	93	93	93	88	88	88	
2	RICHARDSON	15	38	88	88	26	93	2	2	2	2	2	2	
96	BUTEL	16	88											
38	CAROLINE	17												

Weather / Track : Showers / Drying

Results can be found at www.tsl-timing.com

Brands Hatch GP
 Circuit Length = 2.4332 miles
 Start: 16:46 Flag 17:07 End: 17:08

Printed - 17:11 Saturday, 01 October 2016

2016 F4 British Championship certified by FIA - powered by Ford

ROUND 29 - GRID (20 minutes)

ROW 9	17	23 Billy MONGER	16	1 Devlin DEFRANCESCO
ROW 8	15	2 Andrew RICHARDSON	14	88 Jack MARTIN
ROW 7	13	93 Zane GODDARD	12	5 Frank BIRD
ROW 6	11	63 Nicolai KJAERGAARD	10	26 Luis LEEDS
ROW 5	9	96 Jack BUTEL	8	7 Alex QUINN
ROW 4	7	15 James PULL	6	3 Sennan FIELDING
ROW 3	5	31 Max FEWTRELL	4	21 Rafael MARTINS
ROW 2	3	12 Ayrton SIMMONS	2	10 Petru FLORESCU
ROW 1	1	38 Jamie CAROLINE		
Pole				

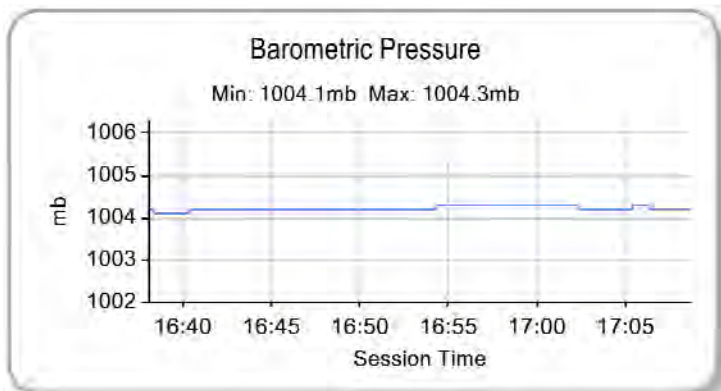
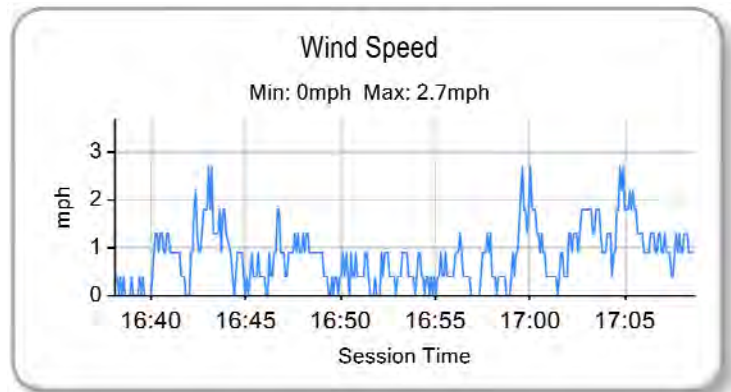
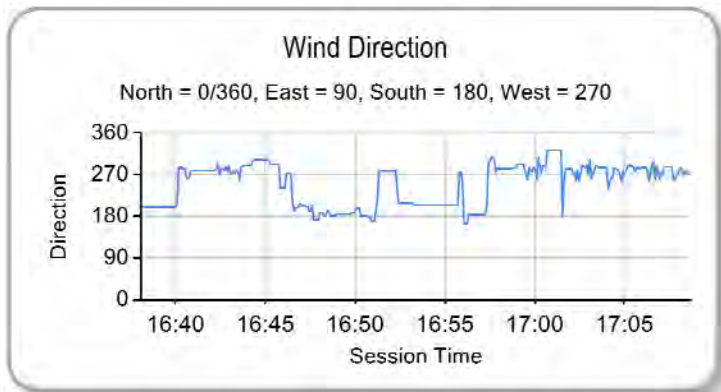
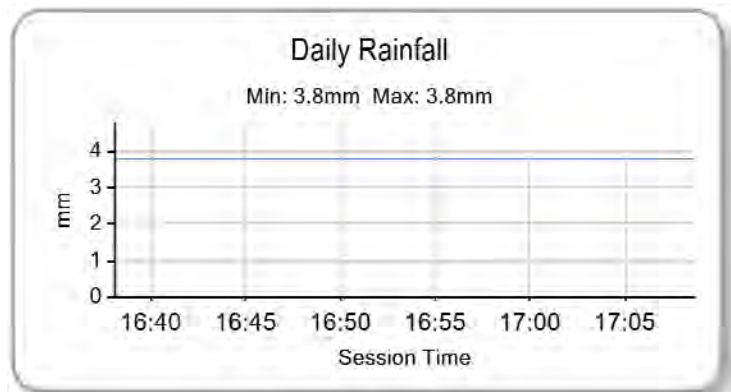
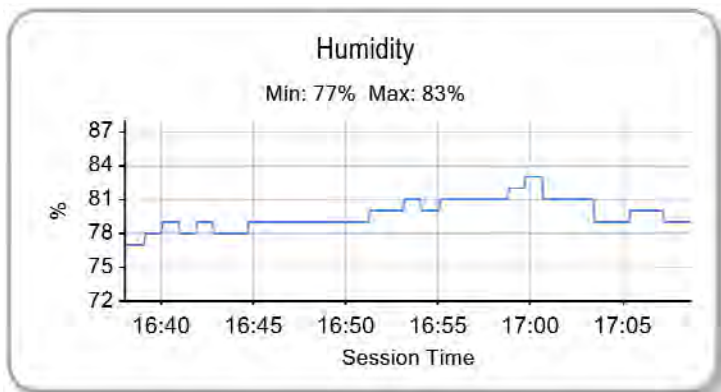
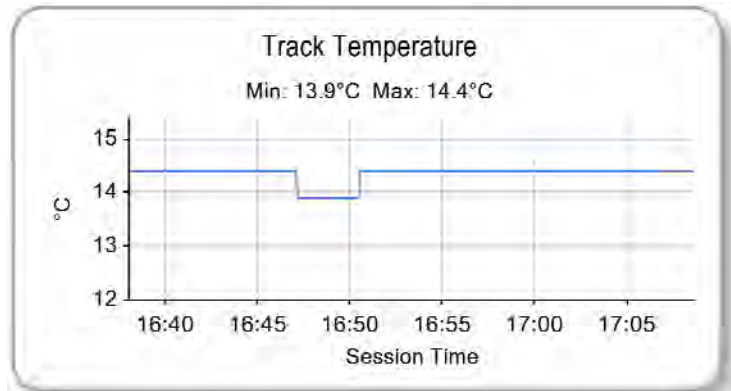
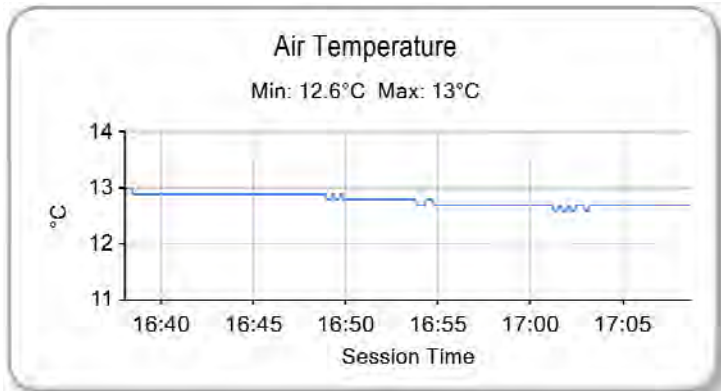
Brands Hatch GP
Circuit Length = 2.4332 miles

These results are provisional until the conclusion of any judicial and technical matters.

Clerk Of Course :	Timekeeper :
-------------------	--------------

2016 F4 British Championship certified by FIA - powered by Ford

ROUND 28 - WEATHER CONDITIONS



Weather / Track : Showers / Drying

Results can be found at www.tsl-timing.com

Brands Hatch GP
Circuit Length = 2.4332 miles
Start: 16:46 Flag 17:07 End: 17:08

Printed - 17:12 Saturday, 01 October 2016

2016 F4 British Championship certified by FIA - powered by Ford

ROUND 29 - CLASSIFICATION

POS	NO	CL	PIC NAME	ENTRY	LAPS	TIME	GAP	DIFF	MPH	BEST	ON
1	38		1 Jamie CAROLINE	Fortec	14	20:39.385			98.95	1:27.438	8
2	10		2 Petru FLORESCU	Carlin	14	20:44.163	4.778	4.778	98.57	1:27.631	9
3	31		3 Max FEWTRELL	Carlin	14	20:44.424	5.039	0.261	98.54	1:27.728	10
4	21		4 Rafael MARTINS	Arden	14	20:44.624	5.239	0.200	98.53	1:27.464	11
5	3		5 Sennan FIELDING	JHR	14	20:45.113	5.728	0.489	98.49	1:27.225	11
6	12	R	1 Ayrton SIMMONS	Arden	14	20:45.818	6.433	0.705	98.43	1:27.440	7
7	15		6 James PULL	Carlin	14	20:48.290	8.905	2.472	98.24	1:27.502	10
8	7	R	2 Alex QUINN	Fortec	14	20:50.725	11.340	2.435	98.05	1:27.788	8
9	63	R	3 Nicolai KJAERGAARD	Fortec	14	20:51.642	12.257	0.917	97.98	1:27.744	13
10	93		7 Zane GODDARD	Double R	14	20:51.966	12.581	0.324	97.95	1:27.649	7
11	26		8 Luis LEEDS	Arden	14	20:52.425	13.040	0.459	97.92	1:27.555	8
12	23		9 Billy MONGER	JHR	14	20:52.705	13.320	0.280	97.89	1:26.818	12
13	88	R	4 Jack MARTIN	Arden	14	20:59.868	20.483	7.163	97.34	1:27.795	14
14	96		10 Jack BUTEL	JHR	14	21:10.909	31.524	11.041	96.49	1:28.834	6
15	2		11 Andrew RICHARDSON	Richardson Racing	14	21:13.936	34.551	3.027	96.26	1:28.512	14
16	1		12 Devlin DEFRANCESCO	Carlin	11	21:26.429	3 Laps	3 Laps	74.90	1:27.279	10

NOT CLASSIFIED

DNF	5		Frank BIRD	Fortec	4	14:40.270	10 Laps	7 Laps	39.80	1:32.501	2
-----	---	--	------------	--------	---	-----------	---------	--------	-------	----------	---

FASTEST LAP

	23		Billy MONGER	JHR	12	1:26.818	100.89 mph			162.38 kph	
	12	R	Ayrton SIMMONS	Arden	7	1:27.440	100.18 mph			161.22 kph	

Weather / Track : Cloudy / Dry

These results are provisional until the conclusion of any judicial and technical matters.

Brands Hatch GP

Circuit Length = 2.4332 miles

Start: 10:33 Flag 10:54 End: 10:55

Clerk Of Course :	Timekeeper :
-------------------	--------------

Results can be found at www.tsl-timing.com

Printed - 10:56 Sunday, 02 October 2016

2016 F4 British Championship certified by FIA - powered by Ford

ROUND 29 - SECTOR ANALYSIS

SECTOR 1 = FL to I1, SECTOR 2 = I1 to I2 SECTOR 3 = I2 to I3, SECTOR 4 = I3 to FL, DIFF = Difference To Personal Best Lap, P = Crossed Finish Line in Pit Lane, D = Time Disallowed

P1 38		Jamie CAROLINE				Fortec					
IDEAL LAP TIME : 1:27.273		BEST LAP TIME : 1:27.438				DIFFERENCE : 0.165					
LAP	SECTOR 1	SECTOR 2		SECTOR 3		SECTOR 4	LAP TIME	MPH	DIFF	TIME OF DAY	
1 -		101.5	16.958	122.6	23.260	102.1	21.634	1:35.130	92.08	7.692	10:35:14.591
2 -	28.079	102.6	16.757	123.1	22.703	103.7	21.375	1:28.914	98.52	1.476	10:36:43.505
3 -	27.816	103.0	16.689	123.5	22.369	105.0	21.235	1:28.109	99.42	0.671	10:38:11.614
4 -	27.814	102.6	16.490	124.0	23.299	104.5	21.257	1:28.860	98.58	1.422	10:39:40.474
5 -	27.649	103.4	16.618	123.8	22.592	104.6	21.148	1:28.007	99.53	0.569	10:41:08.481
6 -	27.718	103.0	16.624	123.5	22.358	104.6	21.173	1:27.873	99.68	0.435	10:42:36.354
7 -	27.653	103.4	16.585	123.8	22.748	104.0	21.247	1:28.233	99.28	0.795	10:44:04.587
8 -	27.512	103.7	16.552	123.8	22.248	105.5	21.126	1:27.438 (1)	100.18		10:45:32.025
9 -	27.480	102.9	16.670	123.8	22.339	104.2	21.195	1:27.684	99.90	0.246	10:46:59.709
10 -	27.664	103.0	16.531	124.2	22.387	105.6	21.081	1:27.663	(3)	99.92	10:48:27.372
11 -	27.685	102.6	16.559	124.2	22.222	105.6	21.089	1:27.555	(2)	100.04	10:49:54.927
12 -	27.584	101.8	16.574	124.2	22.528	104.3	21.162	1:27.848	99.71	0.410	10:51:22.775
13 -	27.625	102.6	16.574	124.2	22.352	105.3	21.122	1:27.673	99.91	0.235	10:52:50.448
14 -	27.517	103.5	17.117	122.0	22.558	102.9	21.206	1:28.398	99.09	0.960	10:54:18.846

P2 10		Petru FLORESCU				Carlin					
IDEAL LAP TIME : 1:27.458		BEST LAP TIME : 1:27.631				DIFFERENCE : 0.173					
LAP	SECTOR 1	SECTOR 2		SECTOR 3		SECTOR 4	LAP TIME	MPH	DIFF	TIME OF DAY	
1 -		101.0	17.259	122.9	23.455	98.3	22.119	1:37.420	89.91	9.789	10:35:16.881
2 -	28.369	102.2	16.935	124.0	22.734	101.9	21.744	1:29.782	97.56	2.151	10:36:46.663
3 -	28.027	102.1	16.802	124.2	22.493	100.3	21.529	1:28.851	98.59	1.220	10:38:15.514
4 -	27.865	102.4	16.802	124.7	22.633	100.9	21.557	1:28.857	98.58	1.226	10:39:44.371
5 -	27.913	102.7	16.658	124.2	22.358	100.1	21.361	1:28.290	99.21	0.659	10:41:12.661
6 -	27.762	103.4	16.684	124.5	22.206	101.6	21.376	1:28.028	99.51	0.397	10:42:40.689
7 -	27.646	103.2	16.617	124.7	22.114	102.7	21.286	1:27.663	(2)	99.92	10:44:08.352
8 -	27.640	103.2	16.693	124.7	22.375	104.2	21.254	1:27.962	99.58	0.331	10:45:36.314
9 -	27.688	103.4	16.603	124.9	22.083	101.2	21.257	1:27.631 (1)	99.96		10:47:03.945
10 -	27.742	103.5	16.599	124.9	22.209	103.4	21.314	1:27.864	99.69	0.233	10:48:31.809
11 -	27.577	102.6	16.628	124.9	22.297	103.7	21.258	1:27.760	(3)	99.81	10:49:59.569
12 -	27.781	102.4	16.704	124.2	22.230	102.9	21.249	1:27.964	99.58	0.333	10:51:27.533
13 -	27.611	103.4	16.676	124.5	22.422	100.6	21.199	1:27.908	99.64	0.277	10:52:55.441
14 -	27.721	103.4	16.660	124.9	22.454	101.0	21.348	1:28.183	99.33	0.552	10:54:23.624

P3 31		Max FEWTRELL				Carlin					
IDEAL LAP TIME : 1:27.357		BEST LAP TIME : 1:27.728				DIFFERENCE : 0.371					
LAP	SECTOR 1	SECTOR 2		SECTOR 3		SECTOR 4	LAP TIME	MPH	DIFF	TIME OF DAY	
1 -		99.8	17.496	123.1	23.327	98.2	21.838	1:38.122	89.27	10.394	10:35:17.583
2 -	28.535	102.6	17.015	124.0	23.060	98.5	21.612	1:30.222	97.09	2.494	10:36:47.805
3 -	27.989	102.9	16.748	124.9	22.492	99.1	21.371	1:28.600	98.86	0.872	10:38:16.405
4 -	27.845	103.0	16.709	125.4	22.420	101.8	21.223	1:28.197	99.32	0.469	10:39:44.602
5 -	28.015	102.7	16.639	125.9	22.487	101.9	21.218	1:28.359	99.13	0.631	10:41:12.961
6 -	27.827	103.4	16.584	125.9	22.383	101.8	21.182	1:27.976	99.57	0.248	10:42:40.937
7 -	27.855	103.7	16.630	125.9	22.173	104.2	21.094	1:27.752	(2)	99.82	10:44:08.689
8 -	27.800	103.8	16.551	126.1	22.330	103.4	21.287	1:27.968	99.57	0.240	10:45:36.657
9 -	27.809	103.8	16.563	125.9	22.125	103.2	21.264	1:27.761	(3)	99.81	10:47:04.418
10 -	27.822	103.8	16.520	125.9	22.264	102.9	21.122	1:27.728 (1)	99.85		10:48:32.146
11 -	27.626	104.3	16.512	126.3	22.307	103.4	21.398	1:27.843	99.72	0.115	10:49:59.989
12 -	27.716	104.0	16.525	126.6	22.532	103.8	21.170	1:27.943	99.60	0.215	10:51:27.932
13 -	27.709	104.2	16.545	126.1	22.421	102.2	21.154	1:27.829	99.73	0.101	10:52:55.761
14 -	27.749	103.8	16.734	125.6	22.292	102.1	21.349	1:28.124	99.40	0.396	10:54:23.885

P4 21		Rafael MARTINS				Arden					
IDEAL LAP TIME : 1:27.432		BEST LAP TIME : 1:27.464				DIFFERENCE : 0.032					
LAP	SECTOR 1	SECTOR 2		SECTOR 3		SECTOR 4	LAP TIME	MPH	DIFF	TIME OF DAY	
1 -		100.0	17.541	122.0	23.615	95.5	22.189	1:39.030	88.45	11.566	10:35:18.491
2 -	28.477	101.5	17.060	123.8	22.779	102.1	21.621	1:29.937	97.39	2.473	10:36:48.428
3 -	28.169	101.8	16.845	124.5	22.683	102.6	21.313	1:29.010	98.41	1.546	10:38:17.438

Weather / Track : Cloudy / Dry

Brands Hatch GP
Circuit Length = 2.4332 miles
Start: 10:33 Flag 10:54 End: 10:55

2016 F4 British Championship certified by FIA - powered by Ford

ROUND 29 - SECTOR ANALYSIS

SECTOR 1 = FL to I1, SECTOR 2 = I1 to I2 SECTOR 3 = I2 to I3, SECTOR 4 = I3 to FL, DIFF = Difference To Personal Best Lap, P = Crossed Finish Line in Pit Lane, D = Time Disallowed

4 -	27.875	102.2	16.754	124.0	22.327	105.6	21.186	1:28.142	99.38	0.678	10:39:45.580
5 -	27.699	102.7	16.815	124.0	22.290	106.0	21.169	1:27.973	99.57	0.509	10:41:13.553
6 -	27.650	102.7	16.608	125.6	22.441	105.5	21.190	1:27.889	99.66	0.425	10:42:41.442
7 -	27.740	102.9	16.674	124.7	22.177	105.8	21.103	1:27.694	(2) 99.89	0.230	10:44:09.136
8 -	27.659	103.0	16.679	124.9	22.343	105.5	21.098	1:27.779	99.79	0.315	10:45:36.915
9 -	28.000	102.1	16.767	124.5	22.139	106.0	21.137	1:28.043	99.49	0.579	10:47:04.958
10 -	27.667	103.2	16.774	124.2	22.373	106.3	21.093	1:27.907	99.64	0.443	10:48:32.865
11 -	27.646	103.0	16.640	124.9	22.103	105.6	21.075	1:27.464	(1) 100.15		10:50:00.329
12 -	27.733	103.4	16.683	124.7	22.379	105.0	21.219	1:28.014	99.52	0.550	10:51:28.343
13 -	27.722	103.0	16.678	124.7	22.217	105.0	21.119	1:27.736	(3) 99.84	0.272	10:52:56.079
14 -	27.858	102.7	16.633	125.4	22.312	104.6	21.203	1:28.006	99.53	0.542	10:54:24.085

P5		3		Sennan FIELDING				JHR			
IDEAL LAP TIME : 1:27.000				BEST LAP TIME : 1:27.225				DIFFERENCE : 0.225			
LAP	SECTOR 1	SECTOR 2	SECTOR 3	SECTOR 4	LAP TIME	MPH	DIFF	TIME OF DAY			
1 -	99.5	17.353	122.6	23.663	96.8	22.357	1:39.310	88.20	12.085	10:35:18.771	
2 -	28.464	102.2	16.952	125.2	22.972	100.3	21.683	1:30.071	97.25	2.846	10:36:48.842
3 -	28.206	101.5	16.852	125.4	22.664	100.9	21.486	1:29.208	98.19	1.983	10:38:18.050
4 -	27.766	101.9	16.657	125.6	22.586	102.1	21.367	1:28.376	99.12	1.151	10:39:46.426
5 -	27.856	102.2	16.601	125.2	22.501	102.7	21.239	1:28.197	99.32	0.972	10:41:14.623
6 -	27.631	102.7	16.531	125.2	22.323	103.5	21.208	1:27.693	99.89	0.468	10:42:42.316
7 -	27.403	103.0	16.606	125.9	22.187	104.8	21.046	1:27.242	(2) 100.40	0.017	10:44:09.558
8 -	27.637	103.2	16.579	126.1	22.288	103.2	21.179	1:27.683	(3) 99.90	0.458	10:45:37.241
9 -	27.934	102.7	16.691	126.6	22.326	103.7	21.164	1:28.115	99.41	0.890	10:47:05.356
10 -	27.618	102.4	16.481	124.9	22.986	102.6	21.076	1:28.161	99.36	0.936	10:48:33.517
11 -	27.467	103.2	16.582	125.9	22.070	105.0	21.106	1:27.225	(1) 100.42		10:50:00.742
12 -	27.636	102.7	16.535	126.6	22.489	103.5	21.320	1:27.980	99.56	0.755	10:51:28.722
13 -	27.714	103.0	16.604	125.9	22.239	104.2	21.148	1:27.705	99.87	0.480	10:52:56.427
14 -	27.783	102.7	16.727	125.6	22.401	102.4	21.236	1:28.147	99.37	0.922	10:54:24.574

P6		12 R		Ayrton SIMMONS				Arden			
IDEAL LAP TIME : 1:27.258				BEST LAP TIME : 1:27.440				DIFFERENCE : 0.182			
LAP	SECTOR 1	SECTOR 2	SECTOR 3	SECTOR 4	LAP TIME	MPH	DIFF	TIME OF DAY			
1 -	96.9	17.696	123.3	23.467	94.9	22.256	1:39.966	87.62	12.526	10:35:19.427	
2 -	28.802	101.6	17.032	124.7	22.767	105.5	22.092	1:30.693	96.58	3.253	10:36:50.120
3 -	28.399	101.8	16.832	124.5	22.613	102.1	21.580	1:29.424	97.95	1.984	10:38:19.544
4 -	28.181	101.8	16.943	123.8	22.637	104.0	21.246	1:29.007	98.41	1.567	10:39:48.551
5 -	27.973	102.7	16.697	124.0	22.209	107.0	21.318	1:28.197	99.32	0.757	10:41:16.748
6 -	27.884	102.7	16.593	124.5	22.243	106.1	21.085	1:27.805	99.76	0.365	10:42:44.553
7 -	27.633	103.0	16.657	124.0	22.009	107.2	21.141	1:27.440	(1) 100.18		10:44:11.993
8 -	27.670	102.9	16.640	124.2	22.056	106.5	21.104	1:27.470	(2) 100.14	0.030	10:45:39.463
9 -	27.803	103.2	16.660	124.7	22.011	107.0	21.086	1:27.560	(3) 100.04	0.120	10:47:07.023
10 -	27.758	103.4	16.575	124.9	22.303	105.6	21.133	1:27.769	99.80	0.329	10:48:34.792
11 -	27.824	103.0	16.580	124.9	22.192	106.1	21.041	1:27.637	99.95	0.197	10:50:02.429
12 -	27.695	102.9	16.653	124.5	22.115	105.0	21.111	1:27.574	100.02	0.134	10:51:30.003
13 -	27.753	102.9	16.626	124.2	22.095	106.8	21.189	1:27.663	99.92	0.223	10:52:57.666
14 -	27.693	102.7	16.627	124.5	22.149	105.3	21.144	1:27.613	99.98	0.173	10:54:25.279

P7		15		James PULL				Carlin			
IDEAL LAP TIME : 1:27.376				BEST LAP TIME : 1:27.502				DIFFERENCE : 0.126			
LAP	SECTOR 1	SECTOR 2	SECTOR 3	SECTOR 4	LAP TIME	MPH	DIFF	TIME OF DAY			
1 -	98.9	17.235	124.2	23.989	94.5	22.033	1:39.601	87.94	12.099	10:35:19.062	
2 -	28.675	102.2	17.058	124.5	23.190	99.8	22.519	1:31.442	95.79	3.940	10:36:50.504
3 -	28.432	101.6	16.862	124.7	22.885	101.2	21.458	1:29.637	97.72	2.135	10:38:20.141
4 -	27.941	102.4	16.737	124.9	22.823	102.4	21.287	1:28.788	98.66	1.286	10:39:48.929
5 -	28.006	102.2	16.661	125.2	22.514	104.0	21.288	1:28.469	99.01	0.967	10:41:17.398
6 -	27.717	101.3	16.660	124.5	22.301	104.0	21.184	1:27.862	99.70	0.360	10:42:45.260
7 -	27.568	103.2	16.805	124.2	22.290	104.0	21.023	1:27.686	(3) 99.90	0.184	10:44:12.946
8 -	27.554	103.2	16.635	124.2	22.249	105.6	21.173	1:27.611	(2) 99.98	0.109	10:45:40.557
9 -	27.704	102.6	16.787	124.0	22.373	103.4	21.045	1:27.909	99.64	0.407	10:47:08.466
10 -	27.583	102.9	16.621	124.9	22.178	104.8	21.120	1:27.502	(1) 100.11		10:48:35.968
11 -	27.745	102.9	16.657	124.7	22.190	105.5	21.242	1:27.834	99.73	0.332	10:50:03.802

Brands Hatch GP

Circuit Length = 2.4332 miles

Start: 10:33 Flag 10:54 End: 10:55

Weather / Track : Cloudy / Dry

2016 F4 British Championship certified by FIA - powered by Ford

ROUND 29 - SECTOR ANALYSIS

SECTOR 1 = FL to I1, SECTOR 2 = I1 to I2 SECTOR 3 = I2 to I3, SECTOR 4 = I3 to FL, DIFF = Difference To Personal Best Lap, P = Crossed Finish Line in Pit Lane, D = Time Disallowed

12 -	27.648	102.2	16.674	124.7	22.298	105.0	21.113	1:27.733	99.84	0.231	10:51:31.535
13 -	27.684	103.0	16.665	124.0	22.403	102.7	21.223	1:27.975	99.57	0.473	10:52:59.510
14 -	27.594	102.9	16.763	124.0	22.608	102.9	21.276	1:28.241	99.27	0.739	10:54:27.751

P8		7 R		Alex QUINN				Fortec			
IDEAL LAP TIME : 1:27.637		BEST LAP TIME : 1:27.788				DIFFERENCE : 0.151					
LAP	SECTOR 1	SECTOR 2	SECTOR 3	SECTOR 4	LAP TIME	MPH	DIFF	TIME OF DAY			
1 -		94.9	17.791	124.7	23.938	94.2	22.193	1:40.588	87.08	12.800	10:35:20.049
2 -	28.659	100.7	17.026	124.7	23.435	99.7	21.731	1:30.851	96.41	3.063	10:36:50.900
3 -	28.297	102.6	16.842	125.9	23.059	102.7	21.525	1:29.723	97.63	1.935	10:38:20.623
4 -	27.805	102.9	16.635	126.6	22.912	102.7	21.454	1:28.806	98.64	1.018	10:39:49.429
5 -	27.733	102.7	16.595	126.6	22.707	104.0	21.276	1:28.311	99.19	0.523	10:41:17.740
6 -	27.632	103.2	16.737	125.4	22.634	104.2	21.273	1:28.276	99.23	0.488	10:42:46.016
7 -	27.571	103.0	16.605	125.6	22.481	105.0	21.136	1:27.793 (2)	99.77	0.005	10:44:13.809
8 -	27.574	103.4	16.590	124.9	22.508	105.6	21.116	1:27.788 (1)	99.78		10:45:41.597
9 -	27.535	102.6	16.585	125.6	22.465	105.3	21.362	1:27.947	99.60	0.159	10:47:09.544
10 -	27.606	101.6	16.729	125.4	22.455	104.5	21.328	1:28.118	99.41	0.330	10:48:37.662
11 -	27.546	102.1	16.707	124.7	22.728	104.5	21.270	1:28.251	99.26	0.463	10:50:05.913
12 -	27.595	102.6	16.593	124.5	22.631	104.3	21.234	1:28.053	99.48	0.265	10:51:33.966
13 -	27.481	103.2	16.740	124.5	22.507	105.3	21.175	1:27.903 (3)	99.65	0.115	10:53:01.869
14 -	27.799	102.4	16.650	124.7	22.665	105.0	21.203	1:28.317	99.18	0.529	10:54:30.186

P9		63 R		Nicolai KJAERGAARD				Fortec			
IDEAL LAP TIME : 1:27.521		BEST LAP TIME : 1:27.744				DIFFERENCE : 0.223					
LAP	SECTOR 1	SECTOR 2	SECTOR 3	SECTOR 4	LAP TIME	MPH	DIFF	TIME OF DAY			
1 -		99.2	17.628	124.2	24.110	96.1	22.115	1:40.904	86.81	13.160	10:35:20.365
2 -	28.660	101.5	16.977	125.2	23.478	98.9	21.760	1:30.875	96.39	3.131	10:36:51.240
3 -	28.309	101.9	16.862	125.2	23.077	100.4	21.522	1:29.770	97.58	2.026	10:38:21.010
4 -	28.001	101.6	16.809	124.7	22.754	104.0	21.433	1:28.997	98.42	1.253	10:39:50.007
5 -	27.836	102.2	16.803	124.2	22.488	103.5	21.282	1:28.409	99.08	0.665	10:41:18.416
6 -	27.806	102.2	16.712	123.5	22.353	104.6	21.304	1:28.175	99.34	0.431	10:42:46.591
7 -	27.758	102.7	16.642	123.8	22.516	104.0	21.192	1:28.108	99.42	0.364	10:44:14.699
8 -	27.728	101.6	16.707	123.5	22.302	103.4	21.390	1:28.127	99.40	0.383	10:45:42.826
9 -	27.639	102.1	16.792	123.1	22.421	104.8	21.278	1:28.130	99.39	0.386	10:47:10.956
10 -	27.530	102.6	17.008	123.1	22.607	103.2	21.379	1:28.524	98.95	0.780	10:48:39.480
11 -	27.746	101.8	16.688	123.8	22.393	102.2	21.211	1:28.038 (3)	99.50	0.294	10:50:07.518
12 -	27.708	101.8	16.755	123.8	22.274	103.5	21.319	1:28.056	99.48	0.312	10:51:35.574
13 -	27.625	102.7	16.661	124.0	22.284	105.1	21.174	1:27.744 (1)	99.83		10:53:03.318
14 -	27.558	102.2	16.744	123.5	22.175	104.5	21.308	1:27.785 (2)	99.78	0.041	10:54:31.103

P10		93		Zane GODDARD				Double R			
IDEAL LAP TIME : 1:27.374		BEST LAP TIME : 1:27.649				DIFFERENCE : 0.275					
LAP	SECTOR 1	SECTOR 2	SECTOR 3	SECTOR 4	LAP TIME	MPH	DIFF	TIME OF DAY			
1 -		100.1	18.083	120.2	24.295	97.9	21.906	1:41.579	86.23	13.930	10:35:21.040
2 -	28.564	102.1	16.996	124.0	23.192	95.0	21.908	1:30.660	96.62	3.011	10:36:51.700
3 -	28.174	102.2	16.767	125.9	23.122	100.4	21.568	1:29.631	97.73	1.982	10:38:21.331
4 -	27.942	102.4	16.777	126.1	22.831	104.0	21.634	1:29.184	98.22	1.535	10:39:50.515
5 -	27.762	103.4	16.560	126.3	22.677	104.3	21.447	1:28.446	99.04	0.797	10:41:18.961
6 -	27.721	103.2	16.983	122.2	22.667	103.0	21.402	1:28.773	98.67	1.124	10:42:47.734
7 -	27.568	103.4	16.590	124.7	22.240	105.5	21.251	1:27.649 (1)	99.94		10:44:15.383
8 -	27.505	104.0	16.553	126.1	22.426	105.8	21.207	1:27.691 (2)	99.89	0.042	10:45:43.074
9 -	27.798	103.4	16.570	125.6	22.590	105.6	21.896	1:28.854	98.58	1.205	10:47:11.928
10 -	27.675	101.9	16.699	125.4	22.137	103.2	21.272	1:27.783 (3)	99.78	0.134	10:48:39.711
11 -	27.887	103.0	16.705	125.9	22.273	103.4	21.364	1:28.229	99.28	0.580	10:50:07.940
12 -	27.644	103.0	16.827	125.2	22.154	105.1	21.222	1:27.847	99.71	0.198	10:51:35.787
13 -	27.790	103.5	16.647	125.9	22.232	105.0	21.179	1:27.848	99.71	0.199	10:53:03.635
14 -	27.703	103.0	16.558	126.8	22.311	104.2	21.220	1:27.792	99.77	0.143	10:54:31.427

Weather / Track : Cloudy / Dry

Brands Hatch GP

Circuit Length = 2.4332 miles

Start: 10:33 Flag 10:54 End: 10:55

2016 F4 British Championship certified by FIA - powered by Ford

ROUND 29 - SECTOR ANALYSIS

SECTOR 1 = FL to I1, SECTOR 2 = I1 to I2 SECTOR 3 = I2 to I3, SECTOR 4 = I3 to FL, DIFF = Difference To Personal Best Lap, P = Crossed Finish Line in Pit Lane, D = Time Disallowed

P11 26		Luis LEEDS				Arden					
IDEAL LAP TIME : 1:27.482		BEST LAP TIME : 1:27.555				DIFFERENCE : 0.073					
LAP	SECTOR 1	SECTOR 2		SECTOR 3		SECTOR 4	LAP TIME	MPH	DIFF	TIME OF DAY	
1 -		94.2	18.315	121.3	24.768	97.2	22.156	1:42.325	85.60	14.770	10:35:21.786
2 -	28.654	101.0	16.833	124.7	23.126	101.2	21.737	1:30.350	96.95	2.795	10:36:52.136
3 -	28.058	103.0	16.936	125.4	23.145	99.8	21.419	1:29.558	97.81	2.003	10:38:21.694
4 -	27.886	103.5	16.738	126.1	22.825	100.3	21.500	1:28.949	98.48	1.394	10:39:50.643
5 -	27.909	104.0	16.598	126.3	22.651	102.9	21.354	1:28.512	98.96	0.957	10:41:19.155
6 -	27.821	102.9	16.619	124.2	22.499	103.7	21.169	1:28.108	99.42	0.553	10:42:47.263
7 -	27.611	103.8	17.119	119.1	22.457	105.1	21.309	1:28.496	98.98	0.941	10:44:15.759
8 -	27.598	103.8	16.613	125.6	22.191	104.8	21.153	1:27.555 (1)	100.04		10:45:43.314
9 -	27.952	103.0	16.557	126.3	22.416	100.0	21.917	1:28.842	98.60	1.287	10:47:12.156
10 -	27.692	104.2	16.647	125.9	22.356	104.2	21.186	1:27.881	99.67	0.326	10:48:40.037
11 -	27.760	104.2	16.622	126.1	22.499	103.5	21.212	1:28.093	99.43	0.538	10:50:08.130
12 -	27.675	103.5	16.871	125.9	22.296	103.4	21.280	1:28.122	99.40	0.567	10:51:36.252
13 -	27.694	103.8	16.608	125.9	22.326	104.8	21.209	1:27.837 (3)	99.72	0.282	10:53:04.089
14 -	27.684	103.8	16.768	124.9	22.174	106.0	21.171	1:27.797 (2)	99.77	0.242	10:54:31.886

P12 23		Billy MONGER				JHR					
IDEAL LAP TIME : 1:26.751		BEST LAP TIME : 1:26.818				DIFFERENCE : 0.067					
LAP	SECTOR 1	SECTOR 2		SECTOR 3		SECTOR 4	LAP TIME	MPH	DIFF	TIME OF DAY	
1 -		100.3	17.491	122.0	24.166	98.8	22.093	1:48.445	80.77	21.627	10:35:27.906
2 -	28.482	101.6	16.889	123.8	22.923	102.2	21.501	1:29.795	97.55	2.977	10:36:57.701
3 -	28.726	101.0	16.861	124.2	22.612	103.7	21.400	1:29.599	97.76	2.781	10:38:27.300
4 -	27.951	102.4	16.598	125.9	22.832	95.1	21.650	1:29.031	98.39	2.213	10:39:56.331
5 -	28.135	102.9	16.624	125.9	22.903	100.9	21.515	1:29.177	98.22	2.359	10:41:25.508
6 -	27.653	102.9	16.580	124.2	22.262	106.5	21.401	1:27.896	99.66	1.078	10:42:53.404
7 -	27.583	101.8	16.661	124.5	22.371	104.0	21.231	1:27.846	99.71	1.028	10:44:21.250
8 -	27.486	102.6	16.809	124.0	22.216	105.8	21.211	1:27.722	99.85	0.904	10:45:48.972
9 -	27.494	102.9	16.664	124.5	22.243	105.1	21.184	1:27.585	100.01	0.767	10:47:16.557
10 -	27.490	102.4	16.596	124.7	22.073	105.3	21.174	1:27.333	100.30	0.515	10:48:43.890
11 -	27.422	102.9	16.552	124.9	21.925	106.8	20.990	1:26.889 (2)	100.81	0.071	10:50:10.779
12 -	27.381	102.6	16.597	124.5	21.828	106.5	21.012	1:26.818 (1)	100.89		10:51:37.597
13 -	27.533	102.2	16.553	125.2	21.885	105.6	21.010	1:26.981 (3)	100.70	0.163	10:53:04.578
14 -	27.556	102.9	16.592	125.9	22.304	104.5	21.136	1:27.588	100.01	0.770	10:54:32.166

P13 88 R		Jack MARTIN				Arden					
IDEAL LAP TIME : 1:27.647		BEST LAP TIME : 1:27.795				DIFFERENCE : 0.148					
LAP	SECTOR 1	SECTOR 2		SECTOR 3		SECTOR 4	LAP TIME	MPH	DIFF	TIME OF DAY	
1 -		98.5	17.356	124.5	24.978	97.2	22.429	1:43.443	84.68	15.648	10:35:22.904
2 -	28.872	102.7	17.227	124.5	23.918	94.9	22.220	1:32.237	94.97	4.442	10:36:55.141
3 -	29.092	101.8	16.988	124.0	23.537	99.2	21.993	1:31.610	95.62	3.815	10:38:26.751
4 -	27.993	103.0	16.835	124.2	22.988	99.2	21.680	1:29.496	97.87	1.701	10:39:56.247
5 -	27.931	102.9	16.748	124.2	22.825	104.2	22.333	1:29.837	97.50	2.042	10:41:26.084
6 -	27.942	103.7	16.712	124.5	22.687	103.5	21.401	1:28.742	98.71	0.947	10:42:54.826
7 -	27.697	103.5	16.664	124.2	22.587	102.4	21.290	1:28.238	99.27	0.443	10:44:23.064
8 -	27.717	103.4	16.656	124.2	22.581	102.9	21.267	1:28.221	99.29	0.426	10:45:51.285
9 -	27.663	103.4	16.739	123.5	22.505	103.2	21.262	1:28.169	99.35	0.374	10:47:19.454
10 -	27.580	103.7	16.958	123.8	22.462	104.6	21.282	1:28.282	99.22	0.487	10:48:47.736
11 -	27.538	103.4	16.679	124.5	22.364	104.0	21.225	1:27.806 (2)	99.76	0.011	10:50:15.542
12 -	27.512	102.9	16.716	124.2	22.451	103.4	21.191	1:27.870 (3)	99.69	0.075	10:51:43.412
13 -	27.621	103.4	16.773	124.0	22.442	105.5	21.286	1:28.122	99.40	0.327	10:53:11.534
14 -	27.564	103.2	16.652	124.2	22.292	104.3	21.287	1:27.795 (1)	99.77		10:54:39.329

P14 96		Jack BUTEL				JHR					
IDEAL LAP TIME : 1:28.564		BEST LAP TIME : 1:28.834				DIFFERENCE : 0.270					
LAP	SECTOR 1	SECTOR 2		SECTOR 3		SECTOR 4	LAP TIME	MPH	DIFF	TIME OF DAY	
1 -		96.1	18.353	120.4	26.115	91.9	22.619	1:44.037	84.19	15.203	10:35:23.498
2 -	29.235	99.4	17.164	123.5	23.960	96.1	22.213	1:32.572	94.62	3.738	10:36:56.070
3 -	28.672	100.1	16.960	123.1	23.362	98.6	22.138	1:31.132	96.12	2.298	10:38:27.202

Weather / Track : Cloudy / Dry

Brands Hatch GP
Circuit Length = 2.4332 miles
Start: 10:33 Flag 10:54 End: 10:55

2016 F4 British Championship certified by FIA - powered by Ford

ROUND 29 - SECTOR ANALYSIS

SECTOR 1 = FL to I1, SECTOR 2 = I1 to I2 SECTOR 3 = I2 to I3, SECTOR 4 = I3 to FL, DIFF = Difference To Personal Best Lap, P = Crossed Finish Line in Pit Lane, D = Time Disallowed

4 -	28.650	100.7	16.853	124.2	22.951	99.4	21.906	1:30.360	96.94	1.526	10:39:57.562	
5 -	28.000	100.4	16.879	123.3	22.641	102.4	21.799	1:29.319	98.07	0.485	10:41:26.881	
6 -	27.796	101.6	16.774	124.2	22.619	101.8	21.645	1:28.834 (1)	98.60		10:42:55.715	
7 -	28.007	101.2	16.742	123.1	22.565	100.7	21.807	1:29.121	(3)	98.29	0.287	10:44:24.836
8 -	27.685	101.6	16.833	122.4	22.861	101.8	21.614	1:28.993	(2)	98.43	0.159	10:45:53.829
9 -	27.924	100.9	17.142	122.4	22.679	100.7	21.772	1:29.517		97.85	0.683	10:47:23.346
10 -	28.080	99.1	16.932	122.9	22.806	99.7	21.962	1:29.780		97.57	0.946	10:48:53.126
11 -	28.150	100.7	16.984	122.6	22.595	100.1	21.763	1:29.492		97.88	0.658	10:50:22.618
12 -	27.972	99.4	16.885	121.5	22.523	101.0	21.757	1:29.137		98.27	0.303	10:51:51.755
13 -	28.011	100.1	16.831	123.8	22.714	101.8	21.740	1:29.296		98.09	0.462	10:53:21.051
14 -	27.714	100.3	16.975	122.4	22.630	98.3	22.000	1:29.319		98.07	0.485	10:54:50.370

P15 2		Andrew RICHARDSON				Richardson Racing						
IDEAL LAP TIME : 1:28.429		BEST LAP TIME : 1:28.512				DIFFERENCE : 0.083						
LAP	SECTOR 1	SECTOR 2	SECTOR 3	SECTOR 4	LAP TIME	MPH	DIFF	TIME OF DAY				
1 -	98.8	17.659	122.4	24.804	93.7	22.887	1:44.653	83.70	16.141	10:35:24.114		
2 -	29.692	99.2	17.399	122.4	23.613	94.1	22.377	1:33.081	94.10	4.569	10:36:57.195	
3 -	29.691	100.7	16.993	124.2	23.295	93.2	22.068	1:32.047	95.16	3.535	10:38:29.242	
4 -	28.963	100.7	17.003	122.9	23.246	97.6	21.810	1:31.022	96.23	2.510	10:40:00.264	
5 -	28.298	101.8	16.824	123.1	22.920	100.3	21.813	1:29.855	97.48	1.343	10:41:30.119	
6 -	28.200	102.1	16.784	123.1	23.112	98.8	21.798	1:29.894	97.44	1.382	10:43:00.013	
7 -	28.113	102.1	16.757	123.3	22.882	100.1	21.696	1:29.448	97.93	0.936	10:44:29.461	
8 -	28.131	101.9	16.775	123.1	23.055	99.7	21.742	1:29.703	97.65	1.191	10:45:59.164	
9 -	28.120	101.6	16.931	122.6	22.978	99.7	21.716	1:29.745	97.60	1.233	10:47:28.909	
10 -	28.228	100.9	16.839	122.6	22.644	100.6	21.607	1:29.318	98.07	0.806	10:48:58.227	
11 -	28.052	101.9	16.704	123.3	22.643	103.4	21.605	1:29.004	98.42	0.492	10:50:27.231	
12 -	27.920	101.3	16.758	122.9	22.770	103.5	21.409	1:28.857	(3)	98.58	0.345	10:51:56.088
13 -	27.956	102.1	16.657	123.8	22.513	104.2	21.671	1:28.797	(2)	98.65	0.285	10:53:24.885
14 -	27.912	101.5	16.727	123.5	22.451	102.7	21.422	1:28.512 (1)	98.96		10:54:53.397	

P16 1		Devlin DEFRANCESCO				Carlin						
IDEAL LAP TIME : 1:27.211		BEST LAP TIME : 1:27.279				DIFFERENCE : 0.068						
LAP	SECTOR 1	SECTOR 2	SECTOR 3	SECTOR 4	LAP TIME	MPH	DIFF	TIME OF DAY				
1 -	94.9	18.107	113.9	25.223	94.2	22.916	6:41.268	21.83	5:13.989	10:40:20.729		
2 -	29.115	100.9	17.095	122.0	23.344	97.2	21.936	1:31.490	95.74	4.211	10:41:52.219	
3 -	28.298	101.2	17.103	123.3	22.667	99.4	21.562	1:29.630	97.73	2.351	10:43:21.849	
4 -	27.863	102.4	16.764	124.2	22.576	98.3	21.423	1:28.626	98.84	1.347	10:44:50.475	
5 -	27.899	102.6	16.678	124.2	22.707	99.7	21.431	1:28.715	98.74	1.436	10:46:19.190	
6 -	27.918	102.1	16.702	124.0	22.437	99.8	21.459	1:28.516	98.96	1.237	10:47:47.706	
7 -	27.734	102.4	16.648	124.0	22.348	100.0	21.223	1:27.953	99.59	0.674	10:49:15.659	
8 -	27.510	102.6	16.692	124.2	22.193	103.4	21.105	1:27.500	(3)	100.11	0.221	10:50:43.159
9 -	27.605	102.7	16.719	124.0	22.596	103.2	21.164	1:28.084	99.44	0.805	10:52:11.243	
10 -	27.545	102.9	16.536	124.7	22.099	105.1	21.099	1:27.279 (1)	100.36		10:53:38.522	
11 -	27.477	103.0	16.633	124.2	22.138	102.7	21.120	1:27.368	(2)	100.26	0.089	10:55:05.890

P17 5		Frank BIRD				Fortec						
IDEAL LAP TIME : 1:32.491		BEST LAP TIME : 1:32.501				DIFFERENCE : 0.010						
LAP	SECTOR 1	SECTOR 2	SECTOR 3	SECTOR 4	LAP TIME	MPH	DIFF	TIME OF DAY				
1 -	99.4	17.521	125.2	24.960	94.5	22.452	1:43.033	(2)	85.01	10.532	10:35:22.494	
2 -	28.905	101.2	17.188	123.8	23.970	95.4	22.438	1:32.501 (1)	94.69		10:36:54.995	
3 -	36.165	61.0	18.608	124.0	25.536	70.4	IN PIT	9:48.365	P	14.88	8:15.864	10:46:43.360
4 -	OUTLAP	98.5	17.884	122.2	23.960	95.4	22.513	1:36.371		90.89	3.870	10:48:19.731

Weather / Track : Cloudy / Dry

2016 F4 British Championship certified by FIA - powered by Ford

ROUND 29 - BEST SPEEDS

POS	INTERMEDIATE 1		INTERMEDIATE 2		INTERMEDIATE 3		FINISH LINE		MPH
	NO	NAME	MPH	NO	NAME	MPH	NO	NAME	
1	31	FEWTRELL	104.3	93	GODDARD	126.8	12	SIMMONS	107.2
2	26	LEEDS	104.2	3	FIELDING	126.6	23	MONGER	106.8
3	93	GODDARD	104.0	7	QUINN	126.6	21	MARTINS	106.3
4	38	CAROLINE	103.7	31	FEWTRELL	126.6	26	LEEDS	106.0
5	88	MARTIN	103.7	26	LEEDS	126.3	93	GODDARD	105.8
6	10	FLORESCU	103.5	23	MONGER	125.9	7	QUINN	105.6
7	7	QUINN	103.4	21	MARTINS	125.6	15	PULL	105.6
8	21	MARTINS	103.4	15	PULL	125.2	38	CAROLINE	105.6
9	12	SIMMONS	103.4	63	KJAERGAARD	125.2	88	MARTIN	105.5
10	3	FIELDING	103.2	5	BIRD	125.2	1	DEFRANCESCO	105.1
11	15	PULL	103.2	10	FLORESCU	124.9	63	KJAERGAARD	105.1
12	1	DEFRANCESCO	103.0	12	SIMMONS	124.9	3	FIELDING	105.0
13	23	MONGER	102.9	1	DEFRANCESCO	124.7	10	FLORESCU	104.2
14	63	KJAERGAARD	102.7	88	MARTIN	124.5	31	FEWTRELL	104.2
15	2	RICHARDSON	102.1	38	CAROLINE	124.2	2	RICHARDSON	104.2
16	96	BUTEL	101.6	96	BUTEL	124.2	96	BUTEL	102.4
17	5	BIRD	101.2	2	RICHARDSON	124.2	5	BIRD	95.4

Weather / Track : Cloudy / Dry

Results can be found at www.tsl-timing.com

Brands Hatch GP
Circuit Length = 2.4332 miles
Start: 10:33 Flag 10:54 End: 10:55

Printed - 10:57 Sunday, 02 October 2016

2016 F4 British Championship certified by FIA - powered by Ford

ROUND 29 - BEST SECTORS

SECTOR 1				SECTOR 2				SECTOR 3				SECTOR 4				IDEAL / BEST COMPARISON		
POS	NO	NAME	TIME	NO	NAME	TIME	NO	NAME	TIME	NO	NAME	TIME	POS	NO	NAME	IDEAL	BEST	DIFF
															PERFECT LAP	1:26.680		
1	23	MONGER	27.381	3	FIELDIN	16.481	23	MONGER	21.828	23	MONGER	20.990	1	23	MONGER	1:26.751	1:26.818	0.067
2	3	FIELDIN	27.403	38	CAROLIN	16.490	12	SIMMONS	22.009	15	PULL	21.023	2	3	FIELDING	1:27.000	1:27.225	0.225
3	1	DEFRANC	27.477	31	FEWTREL	16.512	3	FIELDIN	22.070	12	SIMMONS	21.041	3	1	DEFRANCESCO	1:27.211	1:27.279	0.068
4	38	CAROLIN	27.480	1	DEFRANC	16.536	10	FLORESC	22.083	3	FIELDIN	21.046	4	12	SIMMONS	1:27.258	1:27.440	0.182
5	7	QUINN	27.481	23	MONGER	16.552	1	DEFRANC	22.099	21	MARTINS	21.075	5	38	CAROLINE	1:27.273	1:27.438	0.165
6	93	GODDARD	27.505	93	GODDARD	16.553	21	MARTINS	22.103	38	CAROLIN	21.081	6	31	FEWTRELL	1:27.357	1:27.728	0.371
7	88	MARTIN	27.512	26	LEEDS	16.557	31	FEWTREL	22.125	31	FEWTREL	21.094	7	93	GODDARD	1:27.374	1:27.649	0.275
8	63	KJAERGA	27.530	12	SIMMONS	16.575	93	GODDARD	22.137	1	DEFRANC	21.099	8	15	PULL	1:27.376	1:27.502	0.126
9	15	PULL	27.554	7	QUINN	16.585	26	LEEDS	22.174	7	QUINN	21.116	9	21	MARTINS	1:27.432	1:27.464	0.032
10	10	FLORESC	27.577	10	FLORESC	16.599	63	KJAERGA	22.175	26	LEEDS	21.153	10	10	FLORESCU	1:27.458	1:27.631	0.173
11	26	LEEDS	27.598	21	MARTINS	16.608	15	PULL	22.178	63	KJAERGA	21.174	11	26	LEEDS	1:27.482	1:27.555	0.073
12	31	FEWTREL	27.626	15	PULL	16.621	38	CAROLIN	22.222	93	GODDARD	21.179	12	63	KJAERGAARD	1:27.521	1:27.744	0.223
13	12	SIMMONS	27.633	63	KJAERGA	16.642	88	MARTIN	22.292	88	MARTIN	21.191	13	7	QUINN	1:27.637	1:27.788	0.151
14	21	MARTINS	27.646	88	MARTIN	16.652	2	RICHARD	22.451	10	FLORESC	21.199	14	88	MARTIN	1:27.647	1:27.795	0.148
15	96	BUTEL	27.685	2	RICHARD	16.657	7	QUINN	22.455	2	RICHARD	21.409	15	2	RICHARDSON	1:28.429	1:28.512	0.083
16	2	RICHARD	27.912	96	BUTEL	16.742	96	BUTEL	22.523	96	BUTEL	21.614	16	96	BUTEL	1:28.564	1:28.834	0.270
17	5	BIRD	28.905	5	BIRD	17.188	5	BIRD	23.960	5	BIRD	22.438	17	5	BIRD	1:32.491	1:32.501	0.010

Weather / Track : Cloudy / Dry

Results can be found at www.tsl-timing.com

Brands Hatch GP

Circuit Length = 2.4332 miles

Start: 10:33 Flag 10:54 End: 10:55

Printed - 10:56 Sunday, 02 October 2016

2016 F4 British Championship certified by FIA - powered by Ford

ROUND 29 - LAP CHART

LAP 1 @ 10:35:14.591			LAP 2 @ 10:36:43.505			LAP 3 @ 10:38:11.614			LAP 4 @ 10:39:40.474			LAP 5 @ 10:41:08.481		
NO	BEHIND	LAP TIME	NO	BEHIND	LAP TIME	NO	BEHIND	LAP TIME	NO	BEHIND	LAP TIME	NO	BEHIND	LAP TIME
38		1:35.130	38		1:28.914	38		1:28.109	38		1:28.860	38		1:28.007
10	2.290	1:37.420	10	3.158	1:29.782	10	3.900	1:28.851	10	3.897	1:28.857	10	4.180	1:28.290
31	2.992	1:38.122	31	4.300	1:30.222	31	4.791	1:28.600	31	4.128	1:28.197	31	4.480	1:28.359
21	3.900	1:39.030	21	4.923	1:29.937	21	5.824	1:29.010	21	5.106	1:28.142	21	5.072	1:27.973
3	4.180	1:39.310	3	5.337	1:30.071	3	6.436	1:29.208	3	5.952	1:28.376	3	6.142	1:28.197
15	4.471	1:39.601	12	6.615	1:30.693	12	7.930	1:29.424	12	8.077	1:29.007	12	8.267	1:28.197
12	4.836	1:39.966	15	6.999	1:31.442	15	8.527	1:29.637	15	8.455	1:28.788	15	8.917	1:28.469
7	5.458	1:40.588	7	7.395	1:30.851	7	9.009	1:29.723	7	8.955	1:28.806	7	9.259	1:28.311
63	5.774	1:40.904	63	7.735	1:30.875	63	9.396	1:29.770	63	9.533	1:28.997	63	9.935	1:28.409
93	6.449	1:41.579	93	8.195	1:30.660	93	9.717	1:29.631	93	10.041	1:29.184	93	10.480	1:28.446
26	7.195	1:42.325	26	8.631	1:30.350	26	10.080	1:29.558	26	10.169	1:28.949	26	10.674	1:28.512
5	7.903	1:43.033	5	11.490	1:32.501	88	15.137	1:31.610	88	15.773	1:29.496	23	17.027	1:29.177
88	8.313	1:43.443	88	11.636	1:32.237	96	15.588	1:31.132	23	15.857	1:29.031	88	17.603	1:29.837
96	8.907	1:44.037	96	12.565	1:32.572	23	15.686	1:29.599	96	17.088	1:30.360	96	18.400	1:29.319
2	9.523	1:44.653	2	13.690	1:33.081	2	17.628	1:32.047	2	19.790	1:31.022	2	21.638	1:29.855
23	13.315	1:48.445	23	14.196	1:29.795				1	3 Laps	6:41.268	1	3 Laps	1:31.490

Weather / Track : Cloudy / Dry

Results can be found at www.tsl-timing.com

Page 1 of 3

Brands Hatch GP
 Circuit Length = 2.4332 miles
 Start: 10:33 Flag 10:54 End: 10:55

Printed - 10:57 Sunday, 02 October 2016

2016 F4 British Championship certified by FIA - powered by Ford

ROUND 29 - LAP CHART

LAP 6 @ 10:42:36.354			LAP 7 @ 10:44:04.587			LAP 8 @ 10:45:32.025			LAP 9 @ 10:46:59.709			LAP 10 @ 10:48:27.372		
NO	BEHIND	LAP TIME	NO	BEHIND	LAP TIME	NO	BEHIND	LAP TIME	NO	BEHIND	LAP TIME	NO	BEHIND	LAP TIME
38		1:27.873	38		1:28.233	38		1:27.438	38		1:27.684	38		1:27.663
10	4.335	1:28.028	10	3.765	1:27.663	10	4.289	1:27.962	10	4.236	1:27.631	10	4.437	1:27.864
31	4.583	1:27.976	31	4.102	1:27.752	31	4.632	1:27.968	31	4.709	1:27.761	31	4.774	1:27.728
21	5.088	1:27.889	21	4.549	1:27.694	21	4.890	1:27.779	21	5.249	1:28.043	21	5.493	1:27.907
3	5.962	1:27.693	3	4.971	1:27.242	3	5.216	1:27.683	3	5.647	1:28.115	3	6.145	1:28.161
12	8.199	1:27.805	12	7.406	1:27.440	12	7.438	1:27.470	12	7.314	1:27.560	12	7.420	1:27.769
15	8.906	1:27.862	15	8.359	1:27.686	15	8.532	1:27.611	15	8.757	1:27.909	15	8.596	1:27.502
7	9.662	1:28.276	7	9.222	1:27.793	7	9.572	1:27.788	7	9.835	1:27.947	7	10.290	1:28.118
63	10.237	1:28.175	63	10.112	1:28.108	63	10.801	1:28.127	63	11.247	1:28.130	63	12.108	1:28.524
26	10.909	1:28.108	93	10.796	1:27.649	93	11.049	1:27.691	93	12.219	1:28.854	93	12.339	1:27.783
93	11.380	1:28.773	26	11.172	1:28.496	26	11.289	1:27.555	26	12.447	1:28.842	26	12.665	1:27.881
23	17.050	1:27.896	23	16.663	1:27.846	23	16.947	1:27.722	23	16.848	1:27.585	23	16.518	1:27.333
88	18.472	1:28.742	88	18.477	1:28.238	88	19.260	1:28.221	88	19.745	1:28.169	88	20.364	1:28.282
96	19.361	1:28.834	96	20.249	1:29.121	96	21.804	1:28.993	96	23.637	1:29.517	96	25.754	1:29.780
2	23.659	1:29.894	2	24.874	1:29.448	2	27.139	1:29.703	2	29.200	1:29.745	2	30.855	1:29.318
1	3 Laps	1:29.630	1	3 Laps	1:28.626	1	3 Laps	1:28.715	1	3 Laps	1:28.516	1	3 Laps	1:27.953
						5	5 Laps	9:48.365 P	5	5 Laps	1:36.371			

Weather / Track : Cloudy / Dry

Results can be found at www.tsl-timing.com

Page 2 of 3

Brands Hatch GP
 Circuit Length = 2.4332 miles
 Start: 10:33 Flag 10:54 End: 10:55

Printed - 10:57 Sunday, 02 October 2016

2016 F4 British Championship certified by FIA - powered by Ford

ROUND 29 - LAP CHART

LAP 11 @ 10:49:54.927			LAP 12 @ 10:51:22.775			LAP 13 @ 10:52:50.448			LAP 14 @ 10:54:18.846		
NO	BEHIND	LAP TIME	NO	BEHIND	LAP TIME	NO	BEHIND	LAP TIME	NO	BEHIND	LAP TIME
38		1:27.555	38		1:27.848	38		1:27.673	38		1:28.398
10	4.642	1:27.760	10	4.758	1:27.964	10	4.993	1:27.908	10	4.778	1:28.183
31	5.062	1:27.843	31	5.157	1:27.943	31	5.313	1:27.829	31	5.039	1:28.124
21	5.402	1:27.464	21	5.568	1:28.014	21	5.631	1:27.736	21	5.239	1:28.006
3	5.815	1:27.225	3	5.947	1:27.980	3	5.979	1:27.705	3	5.728	1:28.147
12	7.502	1:27.637	12	7.228	1:27.574	12	7.218	1:27.663	12	6.433	1:27.613
15	8.875	1:27.834	15	8.760	1:27.733	15	9.062	1:27.975	15	8.905	1:28.241
7	10.986	1:28.251	7	11.191	1:28.053	7	11.421	1:27.903	7	11.340	1:28.317
63	12.591	1:28.038	63	12.799	1:28.056	63	12.870	1:27.744	63	12.257	1:27.785
93	13.013	1:28.229	93	13.012	1:27.847	93	13.187	1:27.848	93	12.581	1:27.792
26	13.203	1:28.093	26	13.477	1:28.122	26	13.641	1:27.837	26	13.040	1:27.797
23	15.852	1:26.889	23	14.822	1:26.818	23	14.130	1:26.981	23	13.320	1:27.588
88	20.615	1:27.806	88	20.637	1:27.870	88	21.086	1:28.122	88	20.483	1:27.795
96	27.691	1:29.492	96	28.980	1:29.137	96	30.603	1:29.296	96	31.524	1:29.319
2	32.304	1:29.004	2	33.313	1:28.857	2	34.437	1:28.797	2	34.551	1:28.512
1	3 Laps	1:27.500	1	3 Laps	1:28.084	1	3 Laps	1:27.279	1	3 Laps	1:27.368

Weather / Track : Cloudy / Dry

Results can be found at www.tsl-timing.com

Page 3 of 3

Brands Hatch GP
 Circuit Length = 2.4332 miles
 Start: 10:33 Flag 10:54 End: 10:55

Printed - 10:57 Sunday, 02 October 2016

2016 F4 British Championship certified by FIA - powered by Ford

ROUND 29 - POSITION CHART

No	Name	Lap														
		Pos	1	2	3	4	5	6	7	8	9	10	11	12	13	14
38	CAROLINE	1	38	38	38	38	38	38	38	38	38	38	38	38	38	38
10	FLORESCU	2	10	10	10	10	10	10	10	10	10	10	10	10	10	10
12	SIMMONS	3	31	31	31	31	31	31	31	31	31	31	31	31	31	31
21	MARTINS	4	21	21	21	21	21	21	21	21	21	21	21	21	21	21
31	FEWTRELL	5	3	3	3	3	3	3	3	3	3	3	3	3	3	3
3	FIELDING	6	15	12	12	12	12	12	12	12	12	12	12	12	12	12
15	PULL	7	12	15	15	15	15	15	15	15	15	15	15	15	15	15
7	QUINN	8	7	7	7	7	7	7	7	7	7	7	7	7	7	7
96	BUTEL	9	63	63	63	63	63	63	63	63	63	63	63	63	63	63
26	LEEDS	10	93	93	93	93	93	26	93	93	93	93	93	93	93	93
63	KJAERGAARD	11	26	26	26	26	26	93	26	26	26	26	26	26	26	26
5	BIRD	12	5	5	88	88	23	23	23	23	23	23	23	23	23	23
93	GODDARD	13	88	88	96	23	88	88	88	88	88	88	88	88	88	88
88	MARTIN	14	96	96	23	96	96	96	96	96	96	96	96	96	96	96
2	RICHARDSON	15	2	2	2	2	2	2	2	2	2	2	2	2	2	2
1	DEFRANCESCO	16	23	23	1	1	1	1	1	1	1	1	1			
23	MONGER	17	1	1	5	5										

Weather / Track : Cloudy / Dry

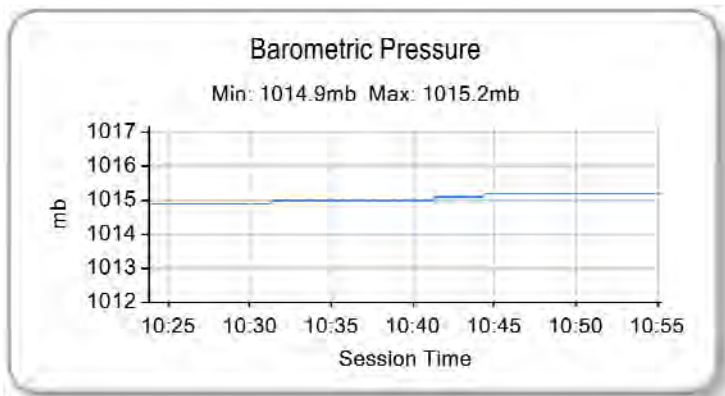
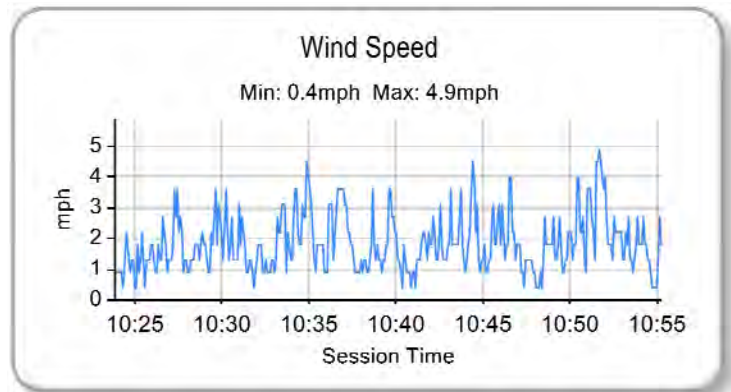
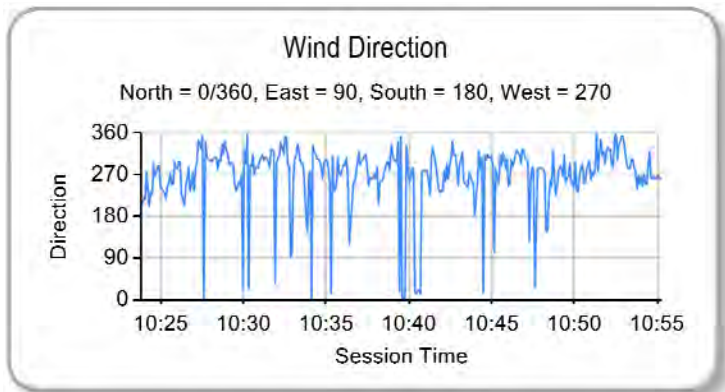
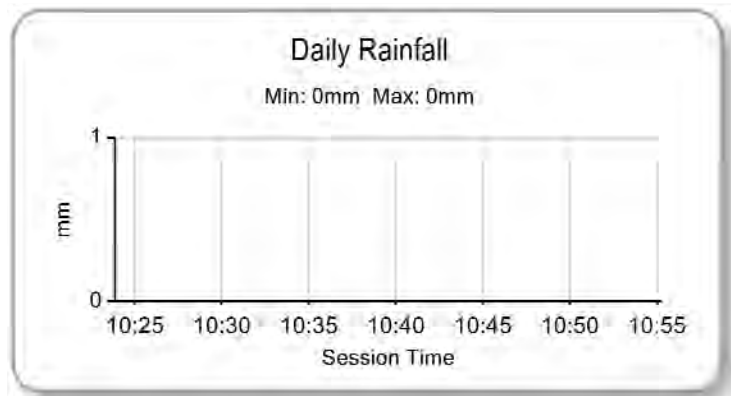
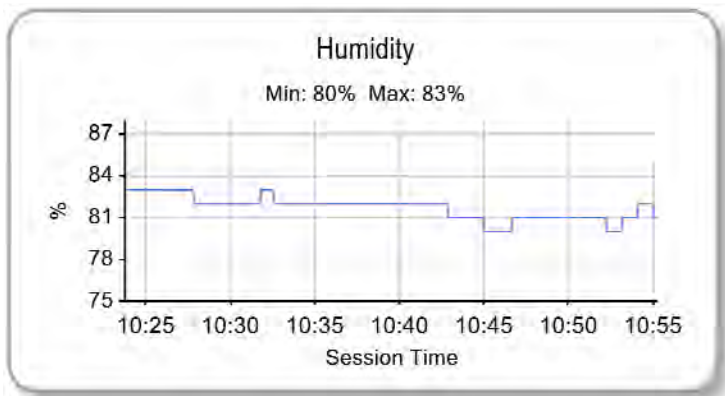
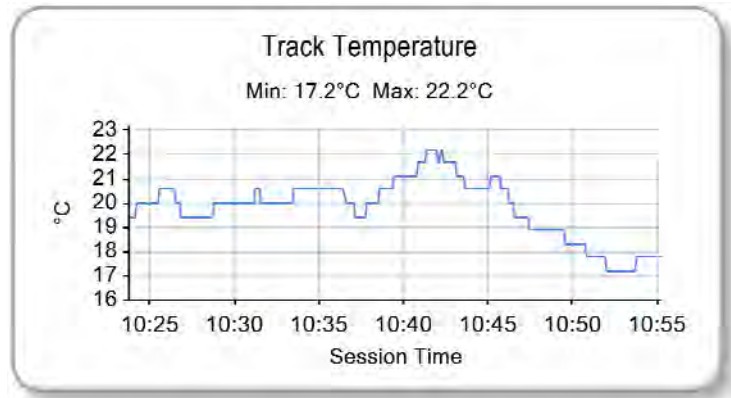
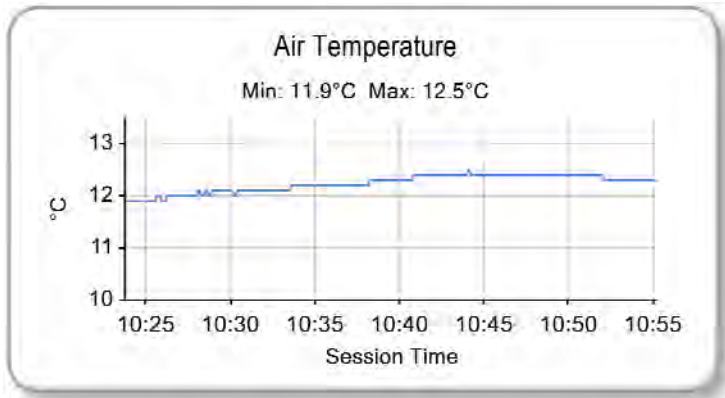
Results can be found at www.tsl-timing.com

Brands Hatch GP
 Circuit Length = 2.4332 miles
 Start: 10:33 Flag 10:54 End: 10:55

Printed - 10:57 Sunday, 02 October 2016

2016 F4 British Championship certified by FIA - powered by Ford

ROUND 29 - WEATHER CONDITIONS



Weather / Track : Cloudy / Dry

Results can be found at www.tsl-timing.com

Brands Hatch GP
Circuit Length = 2.4332 miles
Start: 10:33 Flag 10:54 End: 10:55

Printed - 10:57 Sunday, 02 October 2016

2016 F4 British Championship certified by FIA - powered by Ford

ROUND 30 - CLASSIFICATION

POS	NO	CL	PIC NAME	ENTRY	LAPS	TIME	GAP	DIFF	MPH	BEST	ON
1	31		1 Max FEWTRELL	Carlin	14	20:37.529			99.09	1:27.388	8
2	12	R	1 Ayrton SIMMONS	Arden	14	20:37.868	0.339	0.339	99.07	1:27.440	8
3	3		2 Sennan FIELDING	JHR	14	20:38.419	0.890	0.551	99.02	1:27.274	10
4	15		3 James PULL	Carlin	14	20:39.490	1.961	1.071	98.94	1:27.520	8
5	26		4 Luis LEEDS	Arden	14	20:40.049	2.520	0.559	98.89	1:27.315	9
6	93		5 Zane GODDARD	Double R	14	20:40.535	3.006	0.486	98.85	1:27.303	9
7	1		6 Devlin DEFRANCESCO	Carlin	14	20:43.758	6.229	3.223	98.60	1:27.412	8
8	10		7 Petru FLORESCU	Carlin	14	20:44.301	6.772	0.543	98.55	1:27.556	8
9	38		8 Jamie CAROLINE	Fortec	14	20:49.001	11.472	4.700	98.18	1:27.788	8
10	21		9 Rafael MARTINS	Arden	14	20:54.319	16.790	5.318	97.77	1:27.661	10
11	7	R	2 Alex QUINN	Fortec	14	20:55.251	17.722	0.932	97.69	1:27.715	10
12	63	R	3 Nicolai KJAERGAARD	Fortec	14	20:57.051	19.522	1.800	97.55	1:27.755	8
13	88	R	4 Jack MARTIN	Arden	14	21:09.909	32.380	12.858	96.57	1:28.309	11
14	96		10 Jack BUTEL	JHR	14	21:16.388	38.859	6.479	96.08	1:29.312	13
15	2		11 Andrew RICHARDSON	Richardson Racing	14	21:18.273	40.744	1.885	95.94	1:29.584	11
16	5		12 Frank BIRD	Fortec	14	21:18.375	40.846	0.102	95.93	1:28.619	8

NOT CLASSIFIED

DNF	23		Billy MONGER	JHR	11	16:20.475	3 Laps	3 Laps	98.27	1:27.446	8
-----	----	--	--------------	-----	----	-----------	--------	--------	-------	----------	---

FASTEST LAP

	3		Sennan FIELDING	JHR	10	1:27.274	100.37 mph			161.53 kph	
	12	R	Ayrton SIMMONS	Arden	8	1:27.440	100.18 mph			161.22 kph	

Weather / Track : Bright / Dry

These results are provisional until the conclusion of any judicial and technical matters.

Brands Hatch GP

Circuit Length = 2.4332 miles

Start: 16:03 Flag 16:24 End: 16:25

Clerk Of Course :

Timekeeper :

2016 F4 British Championship certified by FIA - powered by Ford

ROUND 30 - SECTOR ANALYSIS

SECTOR 1 = FL to I1, SECTOR 2 = I1 to I2 SECTOR 3 = I2 to I3, SECTOR 4 = I3 to FL, DIFF = Difference To Personal Best Lap, P = Crossed Finish Line in Pit Lane, D = Time Disallowed

P1 31		Max FEWTRELL					Carlin				
IDEAL LAP TIME : 1:27.315		BEST LAP TIME : 1:27.388					DIFFERENCE : 0.073				
LAP	SECTOR 1	SECTOR 2		SECTOR 3		SECTOR 4	LAP TIME	MPH	DIFF	TIME OF DAY	
1 -		101.0	17.083	122.6	23.038	99.2	21.596	1:35.228	91.98	7.840	16:05:23.094
2 -	28.121	102.6	16.911	123.8	22.594	102.1	21.255	1:28.881	98.55	1.493	16:06:51.975
3 -	28.004	102.6	16.738	123.8	22.499	100.9	21.243	1:28.484	98.99	1.096	16:08:20.459
4 -	27.643	103.0	16.633	124.0	22.219	104.3	21.493	1:27.988	99.55	0.600	16:09:48.447
5 -	27.553	103.4	16.665	123.8	22.382	103.8	21.146	1:27.746	99.83	0.358	16:11:16.193
6 -	27.618	103.2	16.622	124.2	22.243	103.4	21.131	1:27.614 (3)	99.98	0.226	16:12:43.807
7 -	27.515	103.5	16.641	124.2	22.252	103.0	21.224	1:27.632	99.96	0.244	16:14:11.439
8 -	27.458	103.7	16.663	124.2	22.140	105.1	21.127	1:27.388 (1)	100.24		16:15:38.827
9 -	27.450	103.5	16.638	124.2	22.168	103.2	21.242	1:27.498 (2)	100.11	0.110	16:17:06.325
10 -	27.563	103.4	16.672	124.5	22.289	102.4	21.176	1:27.700	99.88	0.312	16:18:34.025
11 -	27.533	102.9	16.698	124.2	22.290	102.9	21.173	1:27.694	99.89	0.306	16:20:01.719
12 -	27.558	103.4	16.727	124.2	22.303	102.9	21.103	1:27.691	99.89	0.303	16:21:29.410
13 -	27.693	102.6	16.726	124.0	22.390	103.2	21.174	1:27.983	99.56	0.595	16:22:57.393
14 -	27.654	103.2	16.717	124.0	22.394	102.6	21.237	1:28.002	99.54	0.614	16:24:25.395

P2 12 R		Ayrton SIMMONS					Arden				
IDEAL LAP TIME : 1:27.278		BEST LAP TIME : 1:27.440					DIFFERENCE : 0.162				
LAP	SECTOR 1	SECTOR 2		SECTOR 3		SECTOR 4	LAP TIME	MPH	DIFF	TIME OF DAY	
1 -		100.7	17.241	122.9	22.865	103.0	21.633	1:35.770	91.46	8.330	16:05:23.636
2 -	28.100	101.9	16.997	123.8	22.419	105.6	21.490	1:29.006	98.41	1.566	16:06:52.642
3 -	27.952	102.4	16.909	123.8	22.198	107.0	21.218	1:28.277	99.23	0.837	16:08:20.919
4 -	27.901	102.9	16.760	124.0	22.005	106.3	21.217	1:27.883	99.67	0.443	16:09:48.802
5 -	28.177	101.5	16.718	124.2	22.079	106.8	21.197	1:28.171	99.35	0.731	16:11:16.973
6 -	27.701	103.2	16.737	123.8	21.924	107.2	21.142	1:27.504 (2)	100.10	0.064	16:12:44.477
7 -	27.838	102.9	16.662	124.2	21.954	107.2	21.138	1:27.592	100.00	0.152	16:14:12.069
8 -	27.741	102.7	16.650	124.2	21.926	107.3	21.123	1:27.440 (1)	100.18		16:15:39.509
9 -	27.626	102.9	16.729	124.0	21.974	107.2	21.226	1:27.555	100.04	0.115	16:17:07.064
10 -	27.630	103.0	16.683	123.8	22.055	105.8	21.158	1:27.526 (3)	100.08	0.086	16:18:34.590
11 -	27.655	102.6	16.725	123.8	22.142	106.3	21.078	1:27.600	99.99	0.160	16:20:02.190
12 -	27.889	101.8	16.792	123.8	22.034	106.6	21.139	1:27.854	99.70	0.414	16:21:30.044
13 -	27.699	102.6	16.721	124.0	22.208	105.8	21.143	1:27.771	99.80	0.331	16:22:57.815
14 -	27.773	102.9	16.709	123.8	22.229	107.0	21.208	1:27.919	99.63	0.479	16:24:25.734

P3 3		Sennan FIELDING					JHR				
IDEAL LAP TIME : 1:27.177		BEST LAP TIME : 1:27.274					DIFFERENCE : 0.097				
LAP	SECTOR 1	SECTOR 2		SECTOR 3		SECTOR 4	LAP TIME	MPH	DIFF	TIME OF DAY	
1 -		99.8	17.407	122.9	22.785	102.4	21.387	1:36.947	90.35	9.673	16:05:24.813
2 -	28.172	102.1	16.728	124.5	22.347	104.2	21.254	1:28.501	98.98	1.227	16:06:53.314
3 -	28.060	102.2	16.748	125.6	22.410	104.0	21.121	1:28.339	99.16	1.065	16:08:21.653
4 -	27.662	102.4	16.587	125.6	22.113	104.6	21.082	1:27.444 (2)	100.17	0.170	16:09:49.097
5 -	28.137	101.2	16.750	124.9	22.134	105.8	21.141	1:28.162	99.36	0.888	16:11:17.259
6 -	27.736	102.7	16.727	125.2	22.030	105.1	21.082	1:27.575	100.02	0.301	16:12:44.834
7 -	27.717	102.7	16.712	125.4	22.058	105.1	21.037	1:27.524 (3)	100.08	0.250	16:14:12.358
8 -	27.704	103.2	16.570	125.9	22.117	105.0	21.135	1:27.526	100.08	0.252	16:15:39.884
9 -	27.709	102.6	16.729	124.7	22.137	105.6	21.233	1:27.808	99.76	0.534	16:17:07.692
10 -	27.555	102.6	16.637	125.2	22.060	106.1	21.022	1:27.274 (1)	100.37		16:18:34.966
11 -	27.651	101.5	16.798	124.9	22.220	103.7	21.114	1:27.783	99.78	0.509	16:20:02.749
12 -	27.715	102.4	16.703	125.2	22.260	104.3	21.035	1:27.713	99.86	0.439	16:21:30.462
13 -	27.667	102.6	16.646	125.4	22.184	105.0	21.285	1:27.782	99.79	0.508	16:22:58.244
14 -	27.815	102.1	16.677	124.9	22.256	104.5	21.293	1:28.041	99.49	0.767	16:24:26.285

P4 15		James PULL					Carlin				
IDEAL LAP TIME : 1:27.247		BEST LAP TIME : 1:27.520					DIFFERENCE : 0.273				
LAP	SECTOR 1	SECTOR 2		SECTOR 3		SECTOR 4	LAP TIME	MPH	DIFF	TIME OF DAY	
1 -		101.6	17.243	124.7	23.053	101.5	21.547	1:36.110	91.14	8.590	16:05:23.976
2 -	28.182	101.3	16.943	124.2	22.655	102.7	21.351	1:29.131	98.28	1.611	16:06:53.107
3 -	28.087	100.7	16.796	124.7	22.410	104.3	21.106	1:28.399	99.09	0.879	16:08:21.506

Weather / Track : Bright / Dry

Brands Hatch GP
Circuit Length = 2.4332 miles
Start: 16:03 Flag 16:24 End: 16:25

2016 F4 British Championship certified by FIA - powered by Ford

ROUND 30 - SECTOR ANALYSIS

SECTOR 1 = FL to I1, SECTOR 2 = I1 to I2 SECTOR 3 = I2 to I3, SECTOR 4 = I3 to FL, DIFF = Difference To Personal Best Lap, P = Crossed Finish Line in Pit Lane, D = Time Disallowed

4 -	28.485	101.3	16.677	124.2	22.330	103.5	21.123	1:28.615	98.85	1.095	16:09:50.121
5 -	27.565	103.2	16.737	124.9	22.279	105.3	21.064	1:27.645	99.94	0.125	16:11:17.766
6 -	27.688	102.7	16.619	125.6	22.307	104.8	21.051	1:27.665	99.92	0.145	16:12:45.431
7 -	27.650	102.9	16.757	124.9	22.159	105.3	20.990	1:27.556	(2) 100.04	0.036	16:14:12.987
8 -	27.613	103.2	16.679	124.7	22.170	106.1	21.058	1:27.520	(1) 100.08		16:15:40.507
9 -	27.782	102.4	16.658	125.2	22.073	106.8	21.257	1:27.770	99.80	0.250	16:17:08.277
10 -	27.699	103.0	16.686	124.5	22.118	105.6	21.111	1:27.614	99.98	0.094	16:18:35.891
11 -	27.807	100.9	17.002	123.8	22.378	104.2	21.132	1:28.319	99.18	0.799	16:20:04.210
12 -	27.585	103.2	16.744	124.0	22.109	106.8	21.121	1:27.559	(3) 100.04	0.039	16:21:31.769
13 -	27.756	102.2	16.707	124.2	22.144	104.0	21.088	1:27.695	99.88	0.175	16:22:59.464
14 -	27.736	102.2	16.709	124.5	22.313	102.6	21.134	1:27.892	99.66	0.372	16:24:27.356

P5		26		Luis LEEDS				Arden			
IDEAL LAP TIME : 1:27.188				BEST LAP TIME : 1:27.315				DIFFERENCE : 0.127			
LAP	SECTOR 1	SECTOR 2	SECTOR 3	SECTOR 4	LAP TIME	MPH	DIFF	TIME OF DAY			
1 -		100.6	17.197	123.8	23.034	100.1	21.782	1:36.824	90.47	9.509	16:05:24.690
2 -	28.808	101.9	16.903	124.0	22.370	105.0	21.458	1:29.539	97.83	2.224	16:06:54.229
3 -	27.947	102.4	16.849	124.2	22.437	104.6	21.340	1:28.573	98.89	1.258	16:08:22.802
4 -	27.687	102.9	16.711	124.9	22.285	105.0	21.214	1:27.897	99.66	0.582	16:09:50.699
5 -	27.708	102.1	16.742	124.5	22.198	106.1	21.243	1:27.891	99.66	0.576	16:11:18.590
6 -	27.608	103.2	16.770	124.5	22.130	106.1	21.145	1:27.653	(3) 99.93	0.338	16:12:46.243
7 -	27.664	103.0	16.773	124.7	22.070	106.5	21.158	1:27.665	99.92	0.350	16:14:13.908
8 -	27.450	103.2	16.691	124.9	22.033	107.3	21.183	1:27.357	(2) 100.27	0.042	16:15:41.265
9 -	27.564	103.4	16.594	125.4	22.046	105.8	21.111	1:27.315	(1) 100.32		16:17:08.580
10 -	27.684	102.9	16.741	125.2	22.196	105.3	21.147	1:27.768	99.80	0.453	16:18:36.348
11 -	27.685	101.6	16.729	124.9	22.783	105.6	21.121	1:28.318	99.18	1.003	16:20:04.666
12 -	27.652	103.4	16.692	124.9	22.167	104.6	21.171	1:27.682	99.90	0.367	16:21:32.348
13 -	27.598	103.4	16.668	125.2	22.259	105.8	21.207	1:27.732	99.84	0.417	16:23:00.080
14 -	27.600	103.8	16.696	124.7	22.278	104.8	21.261	1:27.835	99.73	0.520	16:24:27.915

P6		93		Zane GODDARD				Double R			
IDEAL LAP TIME : 1:27.114				BEST LAP TIME : 1:27.303				DIFFERENCE : 0.189			
LAP	SECTOR 1	SECTOR 2	SECTOR 3	SECTOR 4	LAP TIME	MPH	DIFF	TIME OF DAY			
1 -		100.6	17.216	123.3	23.133	101.3	21.430	1:37.435	89.90	10.132	16:05:25.301
2 -	28.419	102.1	16.805	126.1	22.853	102.9	21.387	1:29.464	97.91	2.161	16:06:54.765
3 -	27.948	102.2	16.780	124.9	22.426	105.0	21.304	1:28.458	99.02	1.155	16:08:23.223
4 -	27.816	102.2	16.652	125.6	22.328	103.8	21.141	1:27.937	99.61	0.634	16:09:51.160
5 -	27.693	102.6	16.721	124.9	22.241	105.8	21.081	1:27.736	99.84	0.433	16:11:18.896
6 -	27.806	102.4	16.690	124.9	22.360	104.6	20.973	1:27.829	99.73	0.526	16:12:46.725
7 -	27.614	102.9	16.741	125.2	22.168	106.6	21.105	1:27.628	99.96	0.325	16:14:14.353
8 -	27.622	102.6	16.644	125.2	22.211	106.0	21.050	1:27.527	(2) 100.08	0.224	16:15:41.880
9 -	27.666	102.6	16.666	124.9	21.985	107.3	20.986	1:27.303	(1) 100.33		16:17:09.183
10 -	27.567	102.7	16.589	125.6	22.189	106.0	21.224	1:27.569	(3) 100.03	0.266	16:18:36.752
11 -	27.707	102.6	16.826	124.0	22.533	103.8	21.306	1:28.372	99.12	1.069	16:20:05.124
12 -	27.750	102.7	16.694	124.9	22.305	105.0	21.163	1:27.912	99.64	0.609	16:21:33.036
13 -	27.652	102.2	16.702	124.9	22.205	107.7	21.206	1:27.765	99.81	0.462	16:23:00.801
14 -	27.635	102.2	16.669	124.5	22.134	106.3	21.162	1:27.600	99.99	0.297	16:24:28.401

P7		1		Devlin DEFRANCESCO				Carlin			
IDEAL LAP TIME : 1:27.346				BEST LAP TIME : 1:27.412				DIFFERENCE : 0.066			
LAP	SECTOR 1	SECTOR 2	SECTOR 3	SECTOR 4	LAP TIME	MPH	DIFF	TIME OF DAY			
1 -		99.8	17.175	125.6	23.492	98.1	21.762	1:38.780	88.68	11.368	16:05:26.646
2 -	28.344	102.6	16.755	125.2	22.642	102.1	21.316	1:29.057	98.36	1.645	16:06:55.703
3 -	28.163	102.7	16.748	125.4	22.679	103.0	21.255	1:28.845	98.59	1.433	16:08:24.548
4 -	27.693	102.9	16.697	124.9	22.677	102.6	21.154	1:28.221	99.29	0.809	16:09:52.769
5 -	27.987	102.7	16.674	124.7	22.476	105.3	21.111	1:28.248	99.26	0.836	16:11:21.017
6 -	27.634	102.9	16.653	124.7	22.150	104.5	21.027	1:27.464	(2) 100.15	0.052	16:12:48.481
7 -	27.612	103.4	16.730	124.9	22.243	105.3	21.049	1:27.634	(3) 99.95	0.222	16:14:16.115
8 -	27.591	103.7	16.672	125.2	22.099	105.5	21.050	1:27.412	(1) 100.21		16:15:43.527
9 -	27.665	102.9	16.641	125.4	22.256	105.3	21.160	1:27.722	99.85	0.310	16:17:11.249
10 -	27.579	103.7	16.682	124.9	22.378	105.5	21.116	1:27.755	99.82	0.343	16:18:39.004
11 -	27.669	102.9	16.854	123.8	22.412	105.5	21.255	1:28.190	99.32	0.778	16:20:07.194

Weather / Track : Bright / Dry

Brands Hatch GP

Circuit Length = 2.4332 miles

Start: 16:03 Flag 16:24 End: 16:25

2016 F4 British Championship certified by FIA - powered by Ford

ROUND 30 - SECTOR ANALYSIS

SECTOR 1 = FL to I1, SECTOR 2 = I1 to I2 SECTOR 3 = I2 to I3, SECTOR 4 = I3 to FL, DIFF = Difference To Personal Best Lap, P = Crossed Finish Line in Pit Lane, D = Time Disallowed

12 -	27.651	102.6	16.779	123.8	22.429	104.3	21.198	1:28.057	99.47	0.645	16:21:35.251
13 -	27.636	102.7	16.697	124.0	22.361	105.0	21.179	1:27.873	99.68	0.461	16:23:03.124
14 -	27.881	103.0	16.723	123.8	22.637	104.6	21.259	1:28.500	98.98	1.088	16:24:31.624

P8		10		Petru FLORESCU				Carlin			
IDEAL LAP TIME : 1:27.452		BEST LAP TIME : 1:27.556				DIFFERENCE : 0.104					
LAP	SECTOR 1	SECTOR 2	SECTOR 3	SECTOR 4	LAP TIME	MPH	DIFF	TIME OF DAY			
1 -		100.9	17.483	124.5	23.255	98.6	21.642	1:38.345	89.07	10.789	16:05:26.211
2 -	28.080	102.9	16.744	125.6	22.683	100.0	21.447	1:28.954	98.47	1.398	16:06:55.165
3 -	28.225	103.2	16.723	125.4	22.479	105.0	21.231	1:28.658	98.80	1.102	16:08:23.823
4 -	27.831	103.7	16.667	125.6	22.274	105.3	21.212	1:27.984	99.56	0.428	16:09:51.807
5 -	27.716	103.4	16.652	125.9	22.276	104.3	21.129	1:27.773 (3)	99.80	0.217	16:11:19.580
6 -	27.670	103.7	16.646	125.9	22.457	104.0	21.133	1:27.906	99.65	0.350	16:12:47.486
7 -	27.794	103.7	16.717	125.6	22.268	104.2	21.126	1:27.905	99.65	0.349	16:14:15.391
8 -	27.594	103.8	16.586	125.6	22.236	104.3	21.140	1:27.556 (1)	100.04		16:15:42.947
9 -	27.637	104.0	16.718	125.4	22.341	104.6	21.122	1:27.818	99.74	0.262	16:17:10.765
10 -	27.698	101.9	16.612	125.2	22.215	104.2	21.057	1:27.582 (2)	100.01	0.026	16:18:38.347
11 -	27.720	103.2	17.781	124.0	22.840	105.1	21.383	1:29.724	97.63	2.168	16:20:08.071
12 -	27.658	103.4	16.655	125.6	22.310	104.0	21.167	1:27.790	99.78	0.234	16:21:35.861
13 -	27.825	102.9	16.685	125.6	22.511	101.9	21.106	1:28.127	99.40	0.571	16:23:03.988
14 -	27.754	103.4	16.668	125.9	22.500	105.3	21.257	1:28.179	99.34	0.623	16:24:32.167

P9		38		Jamie CAROLINE				Fortec			
IDEAL LAP TIME : 1:27.572		BEST LAP TIME : 1:27.788				DIFFERENCE : 0.216					
LAP	SECTOR 1	SECTOR 2	SECTOR 3	SECTOR 4	LAP TIME	MPH	DIFF	TIME OF DAY			
1 -		100.9	17.410	124.9	23.630	97.9	21.761	1:40.298	87.33	12.510	16:05:28.164
2 -	29.731	102.4	16.774	124.0	22.520	105.1	21.347	1:30.372	96.93	2.584	16:06:58.536
3 -	27.784	103.2	16.617	124.5	22.264	105.8	21.222	1:27.887 (3)	99.67	0.099	16:08:26.423
4 -	27.648	103.0	17.389	121.3	22.491	104.8	21.221	1:28.749	98.70	0.961	16:09:55.172
5 -	27.917	102.9	16.678	124.0	22.370	103.5	21.183	1:28.148	99.37	0.360	16:11:23.320
6 -	27.696	103.0	16.963	123.1	22.375	105.0	21.102	1:28.136	99.39	0.348	16:12:51.456
7 -	27.645	103.0	16.779	123.8	22.321	105.3	21.129	1:27.874 (2)	99.68	0.086	16:14:19.330
8 -	27.622	103.4	16.632	124.2	22.459	105.3	21.075	1:27.788 (1)	99.78		16:15:47.118
9 -	27.616	102.7	16.712	124.0	22.749	103.2	21.277	1:28.354	99.14	0.566	16:17:15.472
10 -	27.869	102.7	16.655	124.0	22.385	105.3	21.210	1:28.119	99.40	0.331	16:18:43.591
11 -	27.780	102.7	16.786	123.3	22.507	102.4	21.211	1:28.284	99.22	0.496	16:20:11.875
12 -	27.933	102.6	16.676	123.8	22.508	106.3	21.260	1:28.377	99.11	0.589	16:21:40.252
13 -	27.866	102.7	16.773	123.5	22.519	104.6	21.247	1:28.405	99.08	0.617	16:23:08.657
14 -	27.919	102.7	16.702	123.5	22.440	105.0	21.149	1:28.210	99.30	0.422	16:24:36.867

P10		21		Rafael MARTINS				Arden			
IDEAL LAP TIME : 1:27.474		BEST LAP TIME : 1:27.661				DIFFERENCE : 0.187					
LAP	SECTOR 1	SECTOR 2	SECTOR 3	SECTOR 4	LAP TIME	MPH	DIFF	TIME OF DAY			
1 -		98.3	17.688	123.1	23.408	100.6	21.959	1:40.062	87.54	12.401	16:05:27.928
2 -	30.979	99.7	17.298	122.9	22.773	103.8	21.579	1:32.629	94.56	4.968	16:07:00.557
3 -	28.102	101.6	16.814	123.5	22.590	98.9	21.566	1:29.072	98.34	1.411	16:08:29.629
4 -	28.135	101.9	17.037	124.2	22.451	104.0	21.254	1:28.877	98.56	1.216	16:09:58.506
5 -	27.875	102.9	16.690	124.7	22.287	104.5	21.120	1:27.972 (2)	99.57	0.311	16:11:26.478
6 -	27.827	102.9	16.648	124.9	22.369	106.3	21.175	1:28.019 (3)	99.52	0.358	16:12:54.497
7 -	27.752	102.2	16.721	124.5	22.580	105.0	21.290	1:28.343	99.15	0.682	16:14:22.840
8 -	27.960	102.9	16.731	124.2	22.414	105.0	21.156	1:28.261	99.24	0.600	16:15:51.101
9 -	27.936	101.9	16.694	124.2	22.118	102.4	22.901	1:29.649	97.71	1.988	16:17:20.750
10 -	27.691	102.9	16.751	124.2	22.146	106.8	21.073	1:27.661 (1)	99.92		16:18:48.411
11 -	27.815	101.6	16.899	124.7	22.463	105.6	21.154	1:28.331	99.17	0.670	16:20:16.742
12 -	27.874	100.7	16.792	123.8	22.494	107.7	21.017	1:28.177	99.34	0.516	16:21:44.919
13 -	27.979	102.7	16.707	124.2	22.142	105.5	21.295	1:28.123	99.40	0.462	16:23:13.042
14 -	28.072	101.6	17.072	122.4	22.633	105.8	21.366	1:29.143	98.26	1.482	16:24:42.185

2016 F4 British Championship certified by FIA - powered by Ford

ROUND 30 - SECTOR ANALYSIS

SECTOR 1 = FL to I1, SECTOR 2 = I1 to I2 SECTOR 3 = I2 to I3, SECTOR 4 = I3 to FL, DIFF = Difference To Personal Best Lap, P = Crossed Finish Line in Pit Lane, D = Time Disallowed

P11		7 R		Alex QUINN				Fortec			
IDEAL LAP TIME : 1:27.618		BEST LAP TIME : 1:27.715				DIFFERENCE : 0.097					
LAP	SECTOR 1	SECTOR 2	SECTOR 3	SECTOR 4	LAP TIME	MPH	DIFF	TIME OF DAY			
1 -		100.3	17.545	122.2	23.947	98.1	21.936	1:40.656	87.02	12.941	16:05:28.522
2 -	30.097	100.0	16.941	125.6	23.015	102.2	21.443	1:31.496	95.74	3.781	16:07:00.018
3 -	27.961	102.6	16.743	125.6	23.123	103.4	21.522	1:29.349	98.04	1.634	16:08:29.367
4 -	28.260	101.3	16.906	124.2	22.482	105.0	21.246	1:28.894	98.54	1.179	16:09:58.261
5 -	27.678	102.1	16.836	124.5	22.335	104.3	21.100	1:27.949 (2)	99.60	0.234	16:11:26.210
6 -	27.616	102.9	16.728	126.1	22.531	105.3	21.162	1:28.037 (3)	99.50	0.322	16:12:54.247
7 -	27.685	102.4	16.722	125.9	22.666	104.0	21.392	1:28.465	99.02	0.750	16:14:22.712
8 -	27.757	102.7	16.652	124.9	22.582	105.3	21.213	1:28.204	99.31	0.489	16:15:50.916
9 -	27.704	102.2	16.651	124.2	22.316	98.2	22.846	1:29.517	97.85	1.802	16:17:20.433
10 -	27.560	102.2	16.656	124.0	22.307	104.8	21.192	1:27.715 (1)	99.86		16:18:48.148
11 -	27.905	101.3	16.832	124.0	22.416	105.6	21.189	1:28.342	99.15	0.627	16:20:16.490
12 -	27.629	101.8	16.691	123.5	22.642	106.5	21.289	1:28.251	99.26	0.536	16:21:44.741
13 -	27.676	102.1	16.682	124.0	22.435	105.5	21.379	1:28.172	99.34	0.457	16:23:12.913
14 -	28.062	101.2	17.249	123.3	23.407	103.7	21.486	1:30.204	97.11	2.489	16:24:43.117

P12		63 R		Nicolai KJAERGAARD				Fortec			
IDEAL LAP TIME : 1:27.529		BEST LAP TIME : 1:27.755				DIFFERENCE : 0.226					
LAP	SECTOR 1	SECTOR 2	SECTOR 3	SECTOR 4	LAP TIME	MPH	DIFF	TIME OF DAY			
1 -		98.8	17.599	123.1	23.287	99.7	22.097	1:39.612	87.93	11.857	16:05:27.478
2 -	30.820	100.4	17.092	123.1	22.717	105.8	21.413	1:32.042	95.17	4.287	16:06:59.520
3 -	28.185	101.3	16.862	123.5	22.720	103.5	21.380	1:29.147	98.26	1.392	16:08:28.667
4 -	27.756	101.5	16.890	123.3	22.425	105.1	21.349	1:28.420	99.07	0.665	16:09:57.087
5 -	27.791	101.9	16.809	123.8	22.085	106.6	21.326	1:28.011	99.53	0.256	16:11:25.098
6 -	28.211	101.9	17.036	123.3	22.221	105.8	21.295	1:28.763	98.68	1.008	16:12:53.861
7 -	27.727	102.1	16.873	122.9	22.167	105.6	21.238	1:28.005	99.53	0.250	16:14:21.866
8 -	27.618	102.2	16.764	122.6	22.211	105.0	21.162	1:27.755 (1)	99.82		16:15:49.621
9 -	27.610	102.2	16.700	124.2	22.613	73.4	24.319	1:31.242	96.00	3.487	16:17:20.863
10 -	28.255	101.6	16.976	123.5	22.281	105.8	21.139	1:28.651	98.81	0.896	16:18:49.514
11 -	27.668	101.6	16.808	123.5	22.182	104.6	21.196	1:27.854 (2)	99.70	0.099	16:20:17.368
12 -	27.653	101.9	16.742	123.5	22.452	107.0	21.147	1:27.994 (3)	99.55	0.239	16:21:45.362
13 -	27.928	102.6	16.905	123.5	22.080	107.8	21.221	1:28.134	99.39	0.379	16:23:13.496
14 -	27.884	101.5	17.074	122.9	23.302	102.6	23.161	1:31.421	95.81	3.666	16:24:44.917

P13		88 R		Jack MARTIN				Arden			
IDEAL LAP TIME : 1:28.072		BEST LAP TIME : 1:28.309				DIFFERENCE : 0.237					
LAP	SECTOR 1	SECTOR 2	SECTOR 3	SECTOR 4	LAP TIME	MPH	DIFF	TIME OF DAY			
1 -		100.6	17.907	122.9	23.427	98.8	22.608	1:42.017	85.86	13.708	16:05:29.883
2 -	29.601	101.2	17.167	122.9	23.717	99.7	21.770	1:32.255	94.95	3.946	16:07:02.138
3 -	28.556	102.1	16.972	124.0	23.045	102.9	21.765	1:30.338	96.96	2.029	16:08:32.476
4 -	28.221	102.2	16.807	124.5	23.063	99.7	21.529	1:29.620	97.74	1.311	16:10:02.096
5 -	28.592	102.1	16.824	124.5	23.715	101.6	22.081	1:31.212	96.03	2.903	16:11:33.308
6 -	28.215	102.4	16.919	124.2	22.733	102.6	21.675	1:29.542	97.82	1.233	16:13:02.850
7 -	28.582	103.2	17.564	120.9	24.119	102.4	21.451	1:31.716	95.51	3.407	16:14:34.566
8 -	29.142	98.3	17.030	123.3	22.492	104.5	21.352	1:30.016	97.31	1.707	16:16:04.582
9 -	27.640	102.1	16.707	124.7	22.831	103.0	21.748	1:28.926	98.50	0.617	16:17:33.508
10 -	28.813	99.8	17.230	122.0	23.236	104.8	21.277	1:30.556	96.73	2.247	16:19:04.064
11 -	27.664	101.9	16.691	123.3	22.628	104.0	21.326	1:28.309 (1)	99.19		16:20:32.373
12 -	27.612	102.4	16.794	123.1	22.717	100.7	21.445	1:28.568	98.90	0.259	16:22:00.941
13 -	27.697	102.4	16.745	123.1	22.677	102.9	21.353	1:28.472 (3)	99.01	0.163	16:23:29.413
14 -	27.684	102.2	16.786	123.1	22.597	102.7	21.295	1:28.362 (2)	99.13	0.053	16:24:57.775

P14		96		Jack BUTEL				JHR			
IDEAL LAP TIME : 1:29.063		BEST LAP TIME : 1:29.312				DIFFERENCE : 0.249					
LAP	SECTOR 1	SECTOR 2	SECTOR 3	SECTOR 4	LAP TIME	MPH	DIFF	TIME OF DAY			
1 -		98.2	17.738	123.1	23.875	98.2	22.538	1:41.733	86.10	12.421	16:05:29.599
2 -	29.515	99.4	17.277	123.5	23.746	101.6	21.875	1:32.413	94.79	3.101	16:07:02.012
3 -	28.326	100.6	16.948	122.9	23.144	101.5	21.781	1:30.199	97.11	0.887	16:08:32.211

Weather / Track : Bright / Dry

Brands Hatch GP
Circuit Length = 2.4332 miles
Start: 16:03 Flag 16:24 End: 16:25

2016 F4 British Championship certified by FIA - powered by Ford

ROUND 30 - SECTOR ANALYSIS

SECTOR 1 = FL to I1, SECTOR 2 = I1 to I2 SECTOR 3 = I2 to I3, SECTOR 4 = I3 to FL, DIFF = Difference To Personal Best Lap, P = Crossed Finish Line in Pit Lane, D = Time Disallowed

4 -	28.129	101.2	16.920	123.5	23.015	101.8	21.682	1:29.746	97.60	0.434	16:10:01.957
5 -	28.430	100.9	16.951	122.6	23.647	101.6	22.096	1:31.124	96.13	1.812	16:11:33.081
6 -	28.097	100.7	16.828	123.1	22.710	102.1	22.013	1:29.648	97.71	0.336	16:13:02.729
7 -	28.513	100.4	17.745	121.3	23.467	103.2	21.580	1:31.305	95.94	1.993	16:14:34.034
8 -	27.974	100.6	16.916	122.9	22.854	101.6	21.831	1:29.575	(3) 97.79	0.263	16:16:03.609
9 -	28.086	100.4	17.012	122.6	22.804	102.7	21.890	1:29.792	97.55	0.480	16:17:33.401
10 -	28.814	98.5	17.333	121.3	23.677	102.7	22.333	1:32.157	95.05	2.845	16:19:05.558
11 -	28.195	100.3	16.956	122.4	22.796	103.4	21.619	1:29.566	(2) 97.80	0.254	16:20:35.124
12 -	28.027	100.7	16.983	122.6	22.772	97.8	22.275	1:30.057	97.26	0.745	16:22:05.181
13 -	28.152	100.0	16.852	123.1	22.729	102.9	21.579	1:29.312	(1) 98.08		16:23:34.493
14 -	27.946	100.6	16.891	122.2	23.123	98.3	21.801	1:29.761	97.59	0.449	16:25:04.254

P15 2		Andrew RICHARDSON					Richardson Racing				
IDEAL LAP TIME : 1:29.137		BEST LAP TIME : 1:29.584					DIFFERENCE : 0.447				
LAP	SECTOR 1	SECTOR 2	SECTOR 3	SECTOR 4	LAP TIME	MPH	DIFF	TIME OF DAY			
1 -	99.2	18.170	120.0	24.274	96.4	22.380	1:42.772	85.23	13.188	16:05:30.638	
2 -	30.267	100.4	17.120	122.9	23.580	98.8	21.946	1:32.913	94.28	3.329	16:07:03.551
3 -	28.771	100.3	16.969	122.6	23.185	102.4	21.704	1:30.629	96.65	1.045	16:08:34.180
4 -	28.287	101.3	16.871	122.9	23.175	103.2	21.765	1:30.098	97.22	0.514	16:10:04.278
5 -	28.328	101.8	16.946	122.6	23.238	102.7	21.705	1:30.217	97.09	0.633	16:11:34.495
6 -	28.329	101.6	16.801	123.5	23.121	101.2	21.671	1:29.922	97.41	0.338	16:13:04.417
7 -	28.305	101.3	16.747	123.8	23.422	102.4	21.545	1:30.019	97.31	0.435	16:14:34.436
8 -	29.420	98.3	17.060	124.0	23.269	102.7	21.702	1:31.451	95.78	1.867	16:16:05.887
9 -	28.219	101.3	16.852	122.6	22.945	101.0	21.740	1:29.756	(2) 97.59	0.172	16:17:35.643
10 -	28.799	101.6	16.866	124.0	23.069	101.8	21.621	1:30.355	96.94	0.771	16:19:05.998
11 -	28.427	101.0	16.794	123.3	22.884	103.0	21.479	1:29.584	(1) 97.78		16:20:35.582
12 -	28.179	101.5	16.808	124.0	22.760	102.4	22.296	1:30.043	97.28	0.459	16:22:05.625
13 -	28.375	101.0	16.832	123.5	22.732	104.0	21.961	1:29.900	(3) 97.43	0.316	16:23:35.525
14 -	28.872	101.5	16.952	122.9	22.897	99.1	21.893	1:30.614	96.67	1.030	16:25:06.139

P16 5		Frank BIRD					Fortec				
IDEAL LAP TIME : 1:28.393		BEST LAP TIME : 1:28.619					DIFFERENCE : 0.226				
LAP	SECTOR 1	SECTOR 2	SECTOR 3	SECTOR 4	LAP TIME	MPH	DIFF	TIME OF DAY			
1 -	98.3	18.247	120.6	23.789	100.0	22.014	1:39.323	88.19	10.704	16:05:27.189	
2 -	44.176	98.8	17.198	122.4	23.280	100.7	21.811	1:46.465	82.27	17.846	16:07:13.654
3 -	28.134	101.6	16.961	122.9	22.746	104.5	21.419	1:29.260	98.13	0.641	16:08:42.914
4 -	28.012	101.6	16.810	124.2	22.917	103.4	21.498	1:29.237	98.16	0.618	16:10:12.151
5 -	27.992	101.9	16.739	122.9	22.626	102.7	21.537	1:28.894	98.54	0.275	16:11:41.045
6 -	27.888	101.8	16.940	122.9	22.517	104.0	21.394	1:28.739	(3) 98.71	0.120	16:13:09.784
7 -	27.850	101.9	16.824	123.3	22.564	104.3	21.522	1:28.760	98.69	0.141	16:14:38.544
8 -	27.843	102.4	16.765	124.2	22.649	103.4	21.362	1:28.619	(1) 98.84		16:16:07.163
9 -	27.900	101.9	16.723	124.7	22.742	103.8	21.334	1:28.699	(2) 98.75	0.080	16:17:35.862
10 -	28.136	101.9	16.795	124.7	22.792	102.6	22.059	1:29.782	97.56	1.163	16:19:05.644
11 -	29.232	101.6	16.938	124.5	22.837	103.8	21.310	1:30.317	96.98	1.698	16:20:35.961
12 -	28.309	100.4	16.855	124.0	22.710	103.4	21.997	1:29.871	97.47	1.252	16:22:05.832
13 -	28.618	101.2	16.905	124.2	22.779	104.0	21.564	1:29.866	97.47	1.247	16:23:35.698
14 -	29.156	100.3	16.929	124.0	22.925	102.2	21.533	1:30.543	96.74	1.924	16:25:06.241

P17 23		Billy MONGER					JHR				
IDEAL LAP TIME : 1:27.444		BEST LAP TIME : 1:27.446					DIFFERENCE : 0.002				
LAP	SECTOR 1	SECTOR 2	SECTOR 3	SECTOR 4	LAP TIME	MPH	DIFF	TIME OF DAY			
1 -	96.5	17.704	122.9	23.235	99.2	22.272	1:39.983	87.61	12.537	16:05:27.849	
2 -	29.043	101.6	16.883	123.3	22.365	105.6	21.289	1:29.580	97.78	2.134	16:06:57.429
3 -	27.736	101.8	16.856	123.5	22.158	105.3	21.069	1:27.819	99.74	0.373	16:08:25.248
4 -	27.729	102.1	16.655	124.5	22.279	103.8	21.235	1:27.898	99.65	0.452	16:09:53.146
5 -	27.798	102.6	16.773	124.2	22.422	104.3	21.119	1:28.112	99.41	0.666	16:11:21.258
6 -	27.714	102.9	16.670	124.9	22.157	104.6	21.185	1:27.726	(3) 99.85	0.280	16:12:48.984
7 -	27.785	101.5	16.726	124.5	22.146	104.6	21.083	1:27.740	99.83	0.294	16:14:16.724
8 -	27.631	102.7	16.657	124.9	22.115	106.8	21.043	1:27.446	(1) 100.17		16:15:44.170
9 -	27.661	102.6	16.901	124.2	22.187	106.0	21.098	1:27.847	99.71	0.401	16:17:12.017
10 -	27.681	102.1	16.686	124.7	22.134	106.8	21.199	1:27.700	(2) 99.88	0.254	16:18:39.717
11 -	27.724	101.5	16.689	125.6	22.961	104.3	21.250	1:28.624	98.84	1.178	16:20:08.341

Brands Hatch GP

Circuit Length = 2.4332 miles

Start: 16:03 Flag 16:24 End: 16:25

Weather / Track : Bright / Dry

2016 F4 British Championship certified by FIA - powered by Ford

ROUND 30 - SECTOR ANALYSIS

SECTOR 1 = FL to I1, SECTOR 2 = I1 to I2 SECTOR 3 = I2 to I3, SECTOR 4 = I3 to FL, DIFF = Difference To Personal Best Lap, P = Crossed Finish Line in Pit Lane, D = Time Disallowed

2016 F4 British Championship certified by FIA - powered by Ford

ROUND 30 - BEST SPEEDS

POS	INTERMEDIATE 1			INTERMEDIATE 2			INTERMEDIATE 3			FINISH LINE		
	NO	NAME	MPH	NO	NAME	MPH	NO	NAME	MPH	NO	NAME	MPH
1	10	FLORESCU	104.0	7	QUINN	126.1	63	KJAERGAARD	107.8			
2	26	LEEDS	103.8	93	GODDARD	126.1	21	MARTINS	107.7			
3	1	DEFRANCESCO	103.7	3	FIELDING	125.9	93	GODDARD	107.7			
4	31	FEWTRELL	103.7	10	FLORESCU	125.9	26	LEEDS	107.3			
5	38	CAROLINE	103.4	1	DEFRANCESCO	125.6	12	SIMMONS	107.3			
6	3	FIELDING	103.2	15	PULL	125.6	15	PULL	106.8			
7	15	PULL	103.2	23	MONGER	125.6	23	MONGER	106.8			
8	88	MARTIN	103.2	26	LEEDS	125.4	7	QUINN	106.5			
9	12	SIMMONS	103.2	21	MARTINS	124.9	38	CAROLINE	106.3			
10	7	QUINN	102.9	38	CAROLINE	124.9	3	FIELDING	106.1			
11	21	MARTINS	102.9	5	BIRD	124.7	1	DEFRANCESCO	105.5			
12	23	MONGER	102.9	88	MARTIN	124.7	10	FLORESCU	105.3			
13	93	GODDARD	102.9	31	FEWTRELL	124.5	31	FEWTRELL	105.1			
14	63	KJAERGAARD	102.6	63	KJAERGAARD	124.2	88	MARTIN	104.8			
15	5	BIRD	102.4	12	SIMMONS	124.2	5	BIRD	104.5			
16	2	RICHARDSON	101.8	2	RICHARDSON	124.0	2	RICHARDSON	104.0			
17	96	BUTEL	101.2	96	BUTEL	123.5	96	BUTEL	103.4			

Weather / Track : Bright / Dry

Results can be found at www.tsl-timing.com

Brands Hatch GP
Circuit Length = 2.4332 miles
Start: 16:03 Flag 16:24 End: 16:25

Printed - 16:26 Sunday, 02 October 2016

2016 F4 British Championship certified by FIA - powered by Ford

ROUND 30 - BEST SECTORS

SECTOR 1				SECTOR 2		SECTOR 3		SECTOR 4		IDEAL / BEST COMPARISON								
POS	NO	NAME	TIME	NO	NAME	TIME	NO	NAME	TIME	POS	NO	NAME	IDEAL	BEST	DIFF			
1	26	LEEDS	27.450	3	FIELDIN	16.570	12	SIMMONS	21.924	93	GODDARD	20.973	1	93	GODDARD	1:27.114	1:27.303	0.189
2	31	FEWTREL	27.450	10	FLORESC	16.586	93	GODDARD	21.985	15	PULL	20.990	2	3	FIELDING	1:27.177	1:27.274	0.097
3	3	FIELDIN	27.555	93	GODDARD	16.589	3	FIELDIN	22.030	21	MARTINS	21.017	3	26	LEEDS	1:27.188	1:27.315	0.127
4	7	QUINN	27.560	26	LEEDS	16.594	26	LEEDS	22.033	3	FIELDIN	21.022	4	15	PULL	1:27.247	1:27.520	0.273
5	15	PULL	27.565	38	CAROLIN	16.617	15	PULL	22.073	1	DEFRANC	21.027	5	12	SIMMONS	1:27.278	1:27.440	0.162
6	93	GODDARD	27.567	15	PULL	16.619	63	KJAERGA	22.080	23	MONGER	21.043	6	31	FEWTRELL	1:27.315	1:27.388	0.073
7	1	DEFRANC	27.579	31	FEWTREL	16.622	1	DEFRANC	22.099	10	FLORESC	21.057	7	1	DEFRANCESCO	1:27.346	1:27.412	0.066
8	10	FLORESC	27.594	1	DEFRANC	16.641	23	MONGER	22.115	38	CAROLIN	21.075	8	23	MONGER	1:27.444	1:27.446	0.002
9	63	KJAERGA	27.610	21	MARTINS	16.648	21	MARTINS	22.118	12	SIMMONS	21.078	9	10	FLORESCU	1:27.452	1:27.556	0.104
10	88	MARTIN	27.612	12	SIMMONS	16.650	31	FEWTREL	22.140	7	QUINN	21.100	10	21	MARTINS	1:27.474	1:27.661	0.187
11	38	CAROLIN	27.616	7	QUINN	16.651	10	FLORESC	22.215	31	FEWTREL	21.103	11	63	KJAERGAARD	1:27.529	1:27.755	0.226
12	12	SIMMONS	27.626	23	MONGER	16.655	38	CAROLIN	22.264	26	LEEDS	21.111	12	38	CAROLINE	1:27.572	1:27.788	0.216
13	23	MONGER	27.631	88	MARTIN	16.691	7	QUINN	22.307	63	KJAERGA	21.139	13	7	QUINN	1:27.618	1:27.715	0.097
14	21	MARTINS	27.691	63	KJAERGA	16.700	88	MARTIN	22.492	88	MARTIN	21.277	14	88	MARTIN	1:28.072	1:28.309	0.237
15	5	BIRD	27.843	5	BIRD	16.723	5	BIRD	22.517	5	BIRD	21.310	15	5	BIRD	1:28.393	1:28.619	0.226
16	96	BUTEL	27.946	2	RICHARD	16.747	96	BUTEL	22.710	2	RICHARD	21.479	16	96	BUTEL	1:29.063	1:29.312	0.249
17	2	RICHARD	28.179	96	BUTEL	16.828	2	RICHARD	22.732	96	BUTEL	21.579	17	2	RICHARDSON	1:29.137	1:29.584	0.447

PERFECT LAP	1:26.917
-------------	----------

Weather / Track : Bright / Dry

Results can be found at www.tsl-timing.com

Brands Hatch GP

Circuit Length = 2.4332 miles

Start: 16:03 Flag 16:24 End: 16:25

Printed - 16:25 Sunday, 02 October 2016

2016 F4 British Championship certified by FIA - powered by Ford

ROUND 30 - LAP CHART

LAP 1 @ 16:05:23.094			LAP 2 @ 16:06:51.975			LAP 3 @ 16:08:20.459			LAP 4 @ 16:09:48.447			LAP 5 @ 16:11:16.193		
NO	BEHIND	LAP TIME	NO	BEHIND	LAP TIME	NO	BEHIND	LAP TIME	NO	BEHIND	LAP TIME	NO	BEHIND	LAP TIME
31		1:35.228	31		1:28.881	31		1:28.484	31		1:27.988	31		1:27.746
12	0.542	1:35.770	12	0.667	1:29.006	12	0.460	1:28.277	12	0.355	1:27.883	12	0.780	1:28.171
15	0.882	1:36.110	15	1.132	1:29.131	15	1.047	1:28.399	3	0.650	1:27.444	3	1.066	1:28.162
26	1.596	1:36.824	3	1.339	1:28.501	3	1.194	1:28.339	15	1.674	1:28.615	15	1.573	1:27.645
3	1.719	1:36.947	26	2.254	1:29.539	26	2.343	1:28.573	26	2.252	1:27.897	26	2.397	1:27.891
93	2.207	1:37.435	93	2.790	1:29.464	93	2.764	1:28.458	93	2.713	1:27.937	93	2.703	1:27.736
10	3.117	1:38.345	10	3.190	1:28.954	10	3.364	1:28.658	10	3.360	1:27.984	10	3.387	1:27.773
1	3.552	1:38.780	1	3.728	1:29.057	1	4.089	1:28.845	1	4.322	1:28.221	1	4.824	1:28.248
5	4.095	1:39.323	23	5.454	1:29.580	23	4.789	1:27.819	23	4.699	1:27.898	23	5.065	1:28.112
63	4.384	1:39.612	38	6.561	1:30.372	38	5.964	1:27.887	38	6.725	1:28.749	38	7.127	1:28.148
23	4.755	1:39.983	63	7.545	1:32.042	63	8.208	1:29.147	63	8.640	1:28.420	63	8.905	1:28.011
21	4.834	1:40.062	7	8.043	1:31.496	7	8.908	1:29.349	7	9.814	1:28.894	7	10.017	1:27.949
38	5.070	1:40.298	21	8.582	1:32.629	21	9.170	1:29.072	21	10.059	1:28.877	21	10.285	1:27.972
7	5.428	1:40.656	96	10.037	1:32.413	96	11.752	1:30.199	96	13.510	1:29.746	96	16.888	1:31.124
96	6.505	1:41.733	88	10.163	1:32.255	88	12.017	1:30.338	88	13.649	1:29.620	88	17.115	1:31.212
88	6.789	1:42.017	2	11.576	1:32.913	2	13.721	1:30.629	2	15.831	1:30.098	2	18.302	1:30.217
2	7.544	1:42.772	5	21.679	1:46.465	5	22.455	1:29.260	5	23.704	1:29.237	5	24.852	1:28.894

Weather / Track : Bright / Dry

Results can be found at www.tsl-timing.com

Page 1 of 3

Brands Hatch GP
 Circuit Length = 2.4332 miles
 Start: 16:03 Flag 16:24 End: 16:25

Printed - 16:26 Sunday, 02 October 2016

2016 F4 British Championship certified by FIA - powered by Ford

ROUND 30 - LAP CHART

LAP 6 @ 16:12:43.807			LAP 7 @ 16:14:11.439			LAP 8 @ 16:15:38.827			LAP 9 @ 16:17:06.325			LAP 10 @ 16:18:34.025		
NO	BEHIND	LAP TIME	NO	BEHIND	LAP TIME	NO	BEHIND	LAP TIME	NO	BEHIND	LAP TIME	NO	BEHIND	LAP TIME
31		1:27.614	31		1:27.632	31		1:27.388	31		1:27.498	31		1:27.700
12	0.670	1:27.504	12	0.630	1:27.592	12	0.682	1:27.440	12	0.739	1:27.555	12	0.565	1:27.526
3	1.027	1:27.575	3	0.919	1:27.524	3	1.057	1:27.526	3	1.367	1:27.808	3	0.941	1:27.274
15	1.624	1:27.665	15	1.548	1:27.556	15	1.680	1:27.520	15	1.952	1:27.770	15	1.866	1:27.614
26	2.436	1:27.653	26	2.469	1:27.665	26	2.438	1:27.357	26	2.255	1:27.315	26	2.323	1:27.768
93	2.918	1:27.829	93	2.914	1:27.628	93	3.053	1:27.527	93	2.858	1:27.303	93	2.727	1:27.569
10	3.679	1:27.906	10	3.952	1:27.905	10	4.120	1:27.556	10	4.440	1:27.818	10	4.322	1:27.582
1	4.674	1:27.464	1	4.676	1:27.634	1	4.700	1:27.412	1	4.924	1:27.722	1	4.979	1:27.755
23	5.177	1:27.726	23	5.285	1:27.740	23	5.343	1:27.446	23	5.692	1:27.847	23	5.692	1:27.700
38	7.649	1:28.136	38	7.891	1:27.874	38	8.291	1:27.788	38	9.147	1:28.354	38	9.566	1:28.119
63	10.054	1:28.763	63	10.427	1:28.005	63	10.794	1:27.755	7	14.108	1:29.517	7	14.123	1:27.715
7	10.440	1:28.037	7	11.273	1:28.465	7	12.089	1:28.204	21	14.425	1:29.649	21	14.386	1:27.661
21	10.690	1:28.019	21	11.401	1:28.343	21	12.274	1:28.261	63	14.538	1:31.242	63	15.489	1:28.651
96	18.922	1:29.648	96	22.595	1:31.305	96	24.782	1:29.575	96	27.076	1:29.792	88	30.039	1:30.556
88	19.043	1:29.542	2	22.997	1:30.019	88	25.755	1:30.016	88	27.183	1:28.926	96	31.533	1:32.157
2	20.610	1:29.922	88	23.127	1:31.716	2	27.060	1:31.451	2	29.318	1:29.756	5	31.619	1:29.782
5	25.977	1:28.739	5	27.105	1:28.760	5	28.336	1:28.619	5	29.537	1:28.699	2	31.973	1:30.355

Weather / Track : Bright / Dry

Results can be found at www.tsl-timing.com

Page 2 of 3

Brands Hatch GP
 Circuit Length = 2.4332 miles
 Start: 16:03 Flag 16:24 End: 16:25

Printed - 16:26 Sunday, 02 October 2016

2016 F4 British Championship certified by FIA - powered by Ford

ROUND 30 - LAP CHART

LAP 11 @ 16:20:01.719			LAP 12 @ 16:21:29.410			LAP 13 @ 16:22:57.393			LAP 14 @ 16:24:25.395		
NO	BEHIND	LAP TIME	NO	BEHIND	LAP TIME	NO	BEHIND	LAP TIME	NO	BEHIND	LAP TIME
31		1:27.694	31		1:27.691	31		1:27.983	31		1:28.002
12	0.471	1:27.600	12	0.634	1:27.854	12	0.422	1:27.771	12	0.339	1:27.919
3	1.030	1:27.783	3	1.052	1:27.713	3	0.851	1:27.782	3	0.890	1:28.041
15	2.491	1:28.319	15	2.359	1:27.559	15	2.071	1:27.695	15	1.961	1:27.892
26	2.947	1:28.318	26	2.938	1:27.682	26	2.687	1:27.732	26	2.520	1:27.835
93	3.405	1:28.372	93	3.626	1:27.912	93	3.408	1:27.765	93	3.006	1:27.600
1	5.475	1:28.190	1	5.841	1:28.057	1	5.731	1:27.873	1	6.229	1:28.500
10	6.352	1:29.724	10	6.451	1:27.790	10	6.595	1:28.127	10	6.772	1:28.179
23	6.622	1:28.624	38	10.842	1:28.377	38	11.264	1:28.405	38	11.472	1:28.210
38	10.156	1:28.284	7	15.331	1:28.251	7	15.520	1:28.172	21	16.790	1:29.143
7	14.771	1:28.342	21	15.509	1:28.177	21	15.649	1:28.123	7	17.722	1:30.204
21	15.023	1:28.331	63	15.952	1:27.994	63	16.103	1:28.134	63	19.522	1:31.421
63	15.649	1:27.854	88	31.531	1:28.568	88	32.020	1:28.472	88	32.380	1:28.362
88	30.654	1:28.309	96	35.771	1:30.057	96	37.100	1:29.312	96	38.859	1:29.761
96	33.405	1:29.566	2	36.215	1:30.043	2	38.132	1:29.900	2	40.744	1:30.614
2	33.863	1:29.584	5	36.422	1:29.871	5	38.305	1:29.866	5	40.846	1:30.543
5	34.242	1:30.317									

Weather / Track : Bright / Dry

Results can be found at www.tsl-timing.com

Page 3 of 3

Brands Hatch GP
 Circuit Length = 2.4332 miles
 Start: 16:03 Flag 16:24 End: 16:25

Printed - 16:26 Sunday, 02 October 2016

2016 F4 British Championship certified by FIA - powered by Ford

ROUND 30 - POSITION CHART

No	Name	Lap															
		Pos	1	2	3	4	5	6	7	8	9	10	11	12	13	14	
31	FEWTRELL	1	31	31	31	31	31	31	31	31	31	31	31	31	31	31	31
12	SIMMONS	2	12	12	12	12	12	12	12	12	12	12	12	12	12	12	12
15	PULL	3	15	15	15	3	3	3	3	3	3	3	3	3	3	3	3
5	BIRD	4	26	3	3	15	15	15	15	15	15	15	15	15	15	15	15
26	LEEDS	5	3	26	26	26	26	26	26	26	26	26	26	26	26	26	26
3	FIELDING	6	93	93	93	93	93	93	93	93	93	93	93	93	93	93	93
10	FLORESCU	7	10	10	10	10	10	10	10	10	10	10	1	1	1	1	1
93	GODDARD	8	1	1	1	1	1	1	1	1	1	1	1	10	10	10	10
21	MARTINS	9	5	23	23	23	23	23	23	23	23	23	23	23	38	38	38
1	DEFRANCESCO	10	63	38	38	38	38	38	38	38	38	38	38	38	7	7	21
63	KJAERGAARD	11	23	63	63	63	63	63	63	63	7	7	7	21	21	7	7
23	MONGER	12	21	7	7	7	7	7	7	7	21	21	21	63	63	63	63
7	QUINN	13	38	21	21	21	21	21	21	21	63	63	63	88	88	88	88
88	MARTIN	14	7	96	96	96	96	96	96	96	96	96	88	88	96	96	96
2	RICHARDSON	15	96	88	88	88	88	88	88	2	88	88	96	96	2	2	2
96	BUTEL	16	88	2	2	2	2	2	88	2	2	5	2	5	5	5	5
38	CAROLINE	17	2	5	5	5	5	5	5	5	5	2	5				

Weather / Track : Bright / Dry

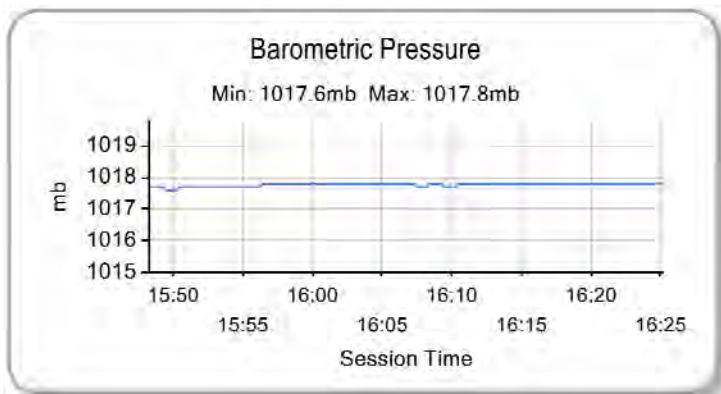
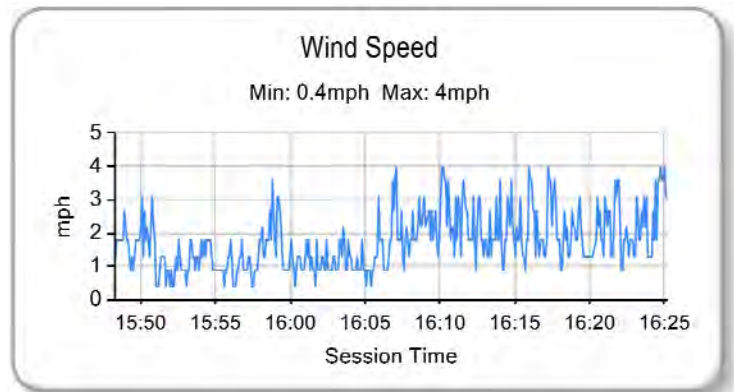
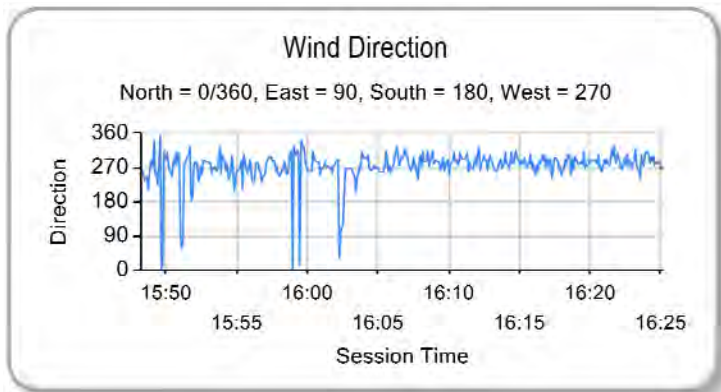
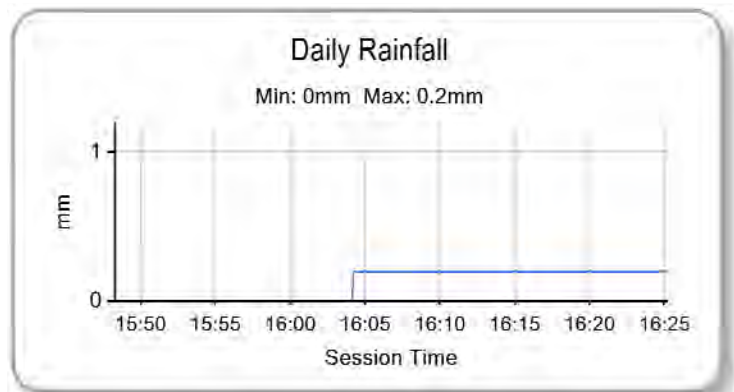
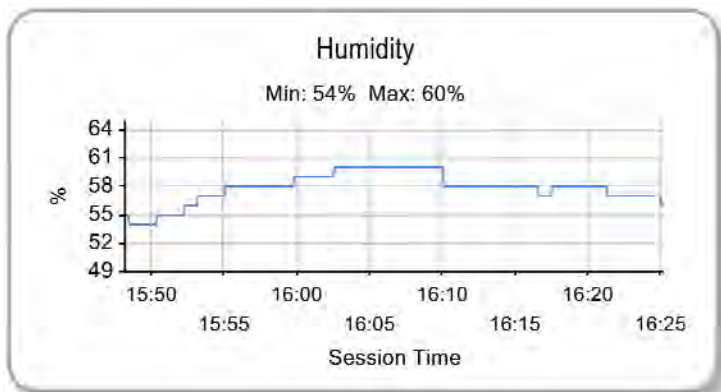
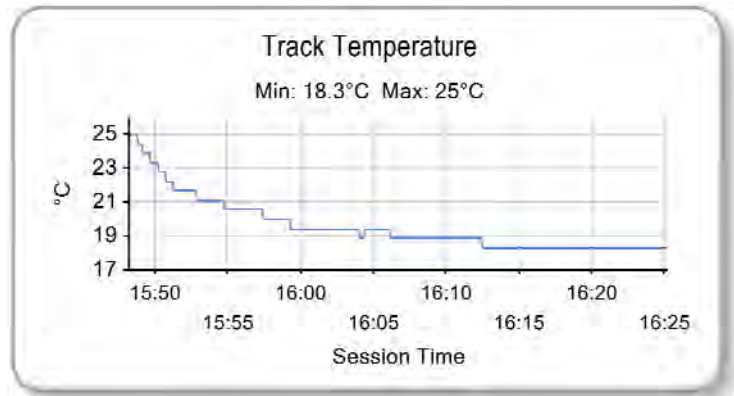
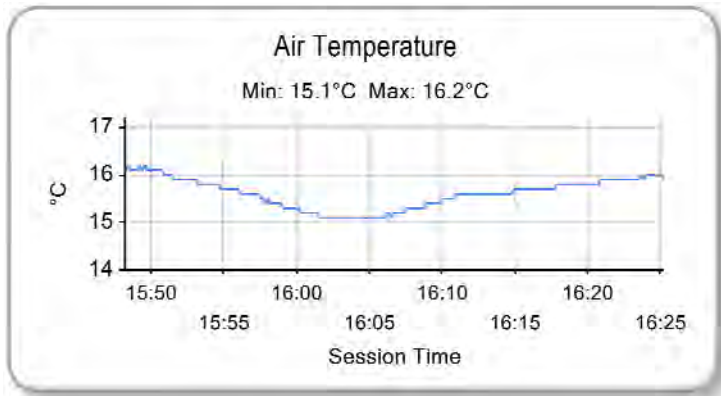
Results can be found at www.tsl-timing.com

Brands Hatch GP
 Circuit Length = 2.4332 miles
 Start: 16:03 Flag 16:24 End: 16:25

Printed - 16:26 Sunday, 02 October 2016

2016 F4 British Championship certified by FIA - powered by Ford

ROUND 30 - WEATHER CONDITIONS



Weather / Track : Bright / Dry

Results can be found at www.tsl-timing.com

Brands Hatch GP
Circuit Length = 2.4332 miles
Start: 16:03 Flag 16:24 End: 16:25

Printed - 16:27 Sunday, 02 October 2016